

Miniature Circuit Breakers FAZ-NA
15 kA IEC; 10 kA UL/CSA, Characteristic D

SG11805



Rated current I_n (A)	Type Designation	Article No.	Units per package
1-pole			
0.5	FAZ-D0,5/1-NA	102097	2 / 80
1	FAZ-D1/1-NA	102098	2 / 80
1.5	FAZ-D1,5/1-NA	102099	2 / 80
2	FAZ-D2/1-NA	102100	2 / 80
3	FAZ-D3/1-NA	102101	2 / 80
4	FAZ-D4/1-NA	102102	2 / 80
5	FAZ-D5/1-NA	102103	2 / 80
6	FAZ-D6/1-NA	102104	2 / 80
7	FAZ-D7/1-NA	102105	2 / 80
8	FAZ-D8/1-NA	102106	2 / 80
10	FAZ-D10/1-NA	102107	2 / 80
13	FAZ-D13/1-NA	102108	2 / 80
15	FAZ-D15/1-NA	102109	2 / 80
16	FAZ-D16/1-NA	102110	2 / 80
20	FAZ-D20/1-NA	102111	2 / 80
25	FAZ-D25/1-NA	102112	2 / 80
30	FAZ-D30/1-NA	102113	2 / 80
32	FAZ-D32/1-NA	102114	2 / 80
35	FAZ-D35/1-NA	102115	2 / 80
40	FAZ-D40/1-NA	102116	2 / 80

SG12105



2-pole			
0.5	FAZ-D0,5/2-NA	102177	1 / 40
1	FAZ-D1/2-NA	102178	1 / 40
1.5	FAZ-D1,5/2-NA	102179	1 / 40
2	FAZ-D2/2-NA	102180	1 / 40
3	FAZ-D3/2-NA	102181	1 / 40
4	FAZ-D4/2-NA	102182	1 / 40
5	FAZ-D5/2-NA	102183	1 / 40
6	FAZ-D6/2-NA	102184	1 / 40
7	FAZ-D7/2-NA	102185	1 / 40
8	FAZ-D8/2-NA	102186	1 / 40
10	FAZ-D10/2-NA	102187	1 / 40
13	FAZ-D13/2-NA	102188	1 / 40
15	FAZ-D15/2-NA	102189	1 / 40
16	FAZ-D16/2-NA	102190	1 / 40
20	FAZ-D20/2-NA	102191	1 / 40
25	FAZ-D25/2-NA	102192	1 / 40
30	FAZ-D30/2-NA	102193	1 / 40
32	FAZ-D32/2-NA	102194	1 / 40
35	FAZ-D35/2-NA	102195	1 / 40
40	FAZ-D40/2-NA	102196	1 / 40

SG12205



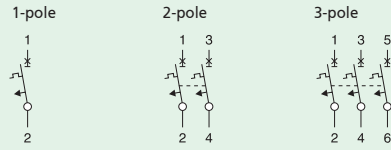
3-pole			
0.5	FAZ-D0,5/3-NA	102257	1 / 28
1	FAZ-D1/3-NA	102258	1 / 28
1.5	FAZ-D1,5/3-NA	102259	1 / 28
2	FAZ-D2/3-NA	102260	1 / 28
3	FAZ-D3/3-NA	102261	1 / 28
4	FAZ-D4/3-NA	102262	1 / 28
5	FAZ-D5/3-NA	102263	1 / 28
6	FAZ-D6/3-NA	102264	1 / 28
7	FAZ-D7/3-NA	102265	1 / 28
8	FAZ-D8/3-NA	102266	1 / 28
10	FAZ-D10/3-NA	102267	1 / 28
13	FAZ-D13/3-NA	102268	1 / 28
15	FAZ-D15/3-NA	102269	1 / 28
16	FAZ-D16/3-NA	102270	1 / 28
20	FAZ-D20/3-NA	102271	1 / 28
25	FAZ-D25/3-NA	102272	1 / 28
30	FAZ-D30/3-NA	102273	1 / 28
32	FAZ-D32/3-NA	102274	1 / 28
35	FAZ-D35/3-NA	102275	1 / 28
40	FAZ-D40/3-NA	102276	1 / 28

Miniature Circuit Breakers FAZ-NA, FAZ-RT

Accessories:

Tripping signal switch for subsequent installation	Z-NHK
Shunt trip release	FAZ-XAA-NA
Busbar-System	Z-SV/UL-16/

Connection diagrams



Technical Data

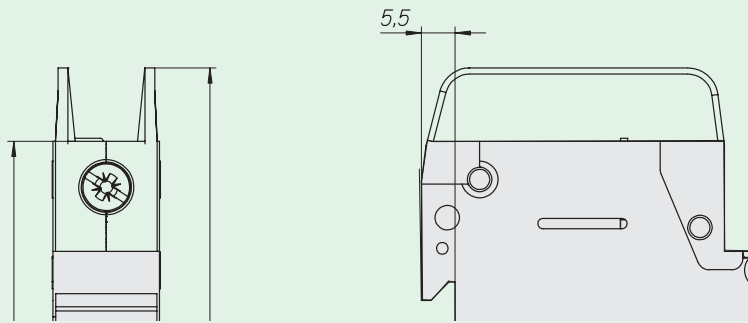
Electrical

Design according to	UL 489, CSA C22.2 No.5, IEC 60947-2
Rated voltage	UL/CSA 0.5 - 25 A 277/480Y VAC UL/CSA 32 - 40 A 240 VAC UL/CSA (per pole) 48 VDC IEC 240/415 VAC
Rated frequency	50/60 Hz
Rated breaking capacity	UL/CSA 10 kA IEC 15 kA
Characteristic	C, D
Endurance	≥ 20,000 operations
Line voltage connection	optional suitable for reverse feed

Mechanical

Frame size	45 mm
Device height	105 mm
Device width	17.7 mm per pole
Mounting	quick fastening with 2 lock-in positions on IEC/EN 60715
Upper and lower terminals	open mouth/lift terminals
Terminal capacity	1 Wire AWG 18-6 2 Wires AWG 18-10
Terminal fastening torque	AWG 18-21: 21 lb-in AWG 10-8: 25 lb-in AWG 6: 36 lb-in
Mounting	independent of position
Calibration temperature	UL 489, CSA C22.2 No.5 40°C IEC 60947-2 30°C

Dimensions (mm)



Power loss at I_n

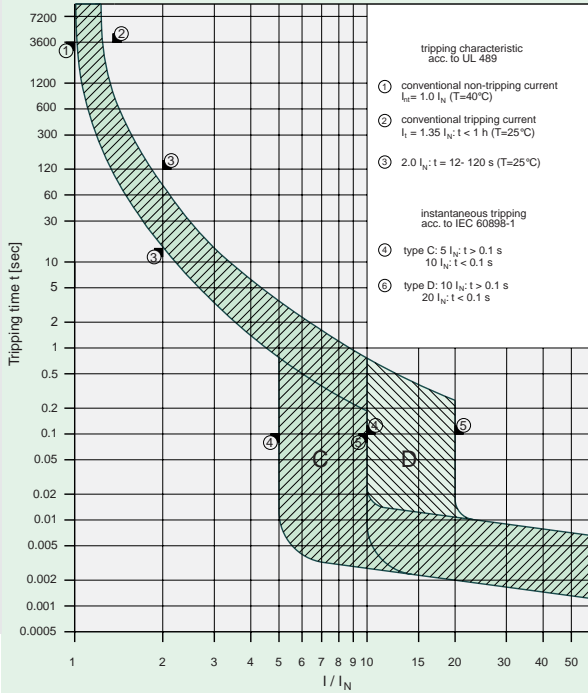
Characteristic C

I_n [A]	1p P [W]	2p P [W]	3p P [W]
0.5	1.6	3.2	4.7
1	1.1	2.2	3.4
1.5	1.3	2.6	3.9
2	1.4	2.8	4.3
3	1.2	2.4	3.6
4	1.4	2.9	4.3
5	1.9	3.7	5.6
6	1.2	2.3	3.5
7	1.4	2.8	4.3
8	1.4	2.8	4.2
10	1.8	3.6	5.3
13	2.4	4.7	7.1
15	1.9	3.8	5.6
16	2.1	4.3	6.4
20	2.9	5.8	8.7
25	3.1	6.2	9.3
30	3.0	6.0	9.0
32	3.4	6.8	10.2
35	3.7	7.4	11.0
40	4.0	8.1	12.1

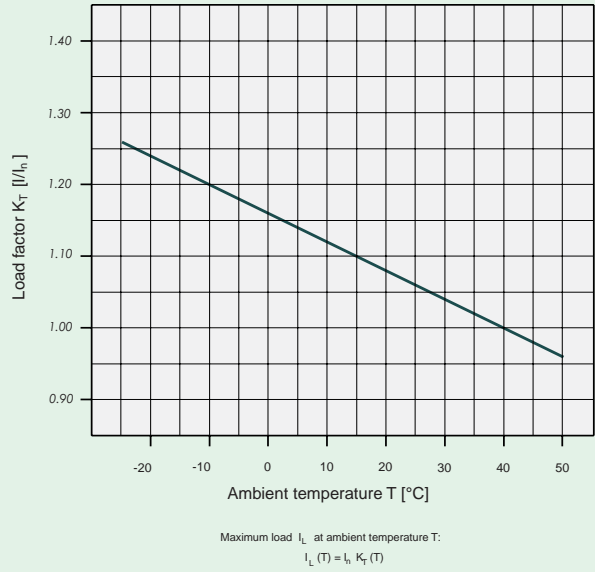
Characteristic D

I_n [A]	1p P [W]	2p P [W]	3p P [W]
0.5	1.6	3.2	4.8
1	0.8	1.5	2.3
1.5	1.0	2.1	3.1
2	1.0	2.1	3.1
3	1.2	2.4	3.6
4	1.4	2.9	4.3
5	1.5	2.9	4.4
6	1.2	2.3	3.5
7	1.4	2.8	4.3
8	1.2	2.4	3.7
10	1.5	3.0	4.5
13	2.0	4.1	6.1
15	1.5	3.1	4.6
16	1.7	3.5	5.2
20	1.8	3.7	5.5
25	2.6	5.1	7.7
30	2.7	5.4	8.1
32	3.1	6.2	9.3
35	3.8	7.6	11.3
40	3.9	7.8	11.6

Tripping Characteristics

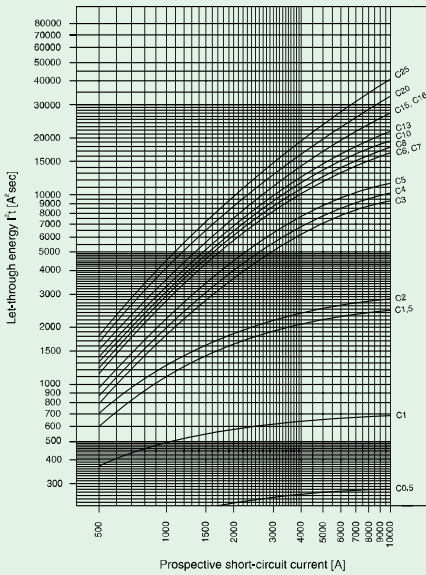


Influence of ambient temperature T on load carrying capacity

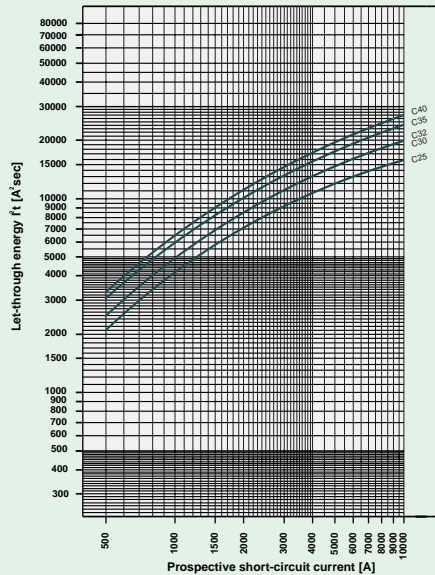


Let-through Energy

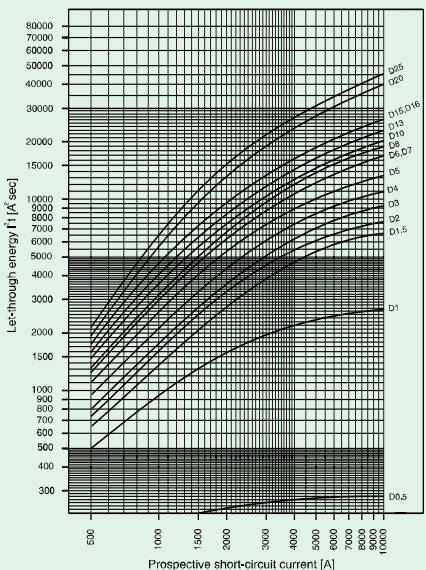
Characteristic C (0.5-20A), 277V



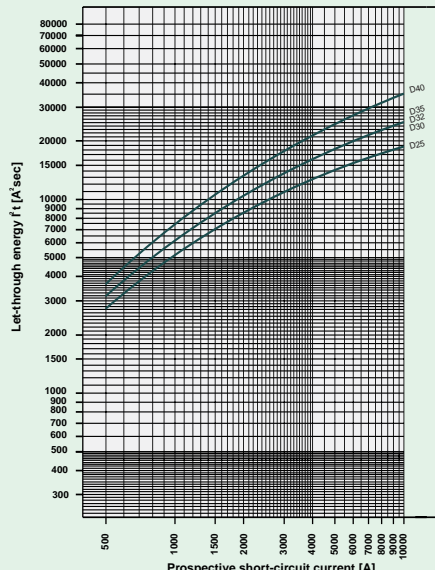
Characteristic C (25-40A), 240V



Characteristic D (0.5-20A), 277V



Characteristic D (25-40A), 240V



Miniature Circuit Breakers FAZ-NA
15 kA IEC; 10 kA UL/CSA, Characteristic D

SG11805



Rated current I_n (A)	Type Designation	Article No.	Units per package
1-pole			
0.5	FAZ-D0,5/1-NA	102097	2 / 80
1	FAZ-D1/1-NA	102098	2 / 80
1.5	FAZ-D1,5/1-NA	102099	2 / 80
2	FAZ-D2/1-NA	102100	2 / 80
3	FAZ-D3/1-NA	102101	2 / 80
4	FAZ-D4/1-NA	102102	2 / 80
5	FAZ-D5/1-NA	102103	2 / 80
6	FAZ-D6/1-NA	102104	2 / 80
7	FAZ-D7/1-NA	102105	2 / 80
8	FAZ-D8/1-NA	102106	2 / 80
10	FAZ-D10/1-NA	102107	2 / 80
13	FAZ-D13/1-NA	102108	2 / 80
15	FAZ-D15/1-NA	102109	2 / 80
16	FAZ-D16/1-NA	102110	2 / 80
20	FAZ-D20/1-NA	102111	2 / 80
25	FAZ-D25/1-NA	102112	2 / 80
30	FAZ-D30/1-NA	102113	2 / 80
32	FAZ-D32/1-NA	102114	2 / 80
35	FAZ-D35/1-NA	102115	2 / 80
40	FAZ-D40/1-NA	102116	2 / 80

SG12105



2-pole			
0.5	FAZ-D0,5/2-NA	102177	1 / 40
1	FAZ-D1/2-NA	102178	1 / 40
1.5	FAZ-D1,5/2-NA	102179	1 / 40
2	FAZ-D2/2-NA	102180	1 / 40
3	FAZ-D3/2-NA	102181	1 / 40
4	FAZ-D4/2-NA	102182	1 / 40
5	FAZ-D5/2-NA	102183	1 / 40
6	FAZ-D6/2-NA	102184	1 / 40
7	FAZ-D7/2-NA	102185	1 / 40
8	FAZ-D8/2-NA	102186	1 / 40
10	FAZ-D10/2-NA	102187	1 / 40
13	FAZ-D13/2-NA	102188	1 / 40
15	FAZ-D15/2-NA	102189	1 / 40
16	FAZ-D16/2-NA	102190	1 / 40
20	FAZ-D20/2-NA	102191	1 / 40
25	FAZ-D25/2-NA	102192	1 / 40
30	FAZ-D30/2-NA	102193	1 / 40
32	FAZ-D32/2-NA	102194	1 / 40
35	FAZ-D35/2-NA	102195	1 / 40
40	FAZ-D40/2-NA	102196	1 / 40

SG12205



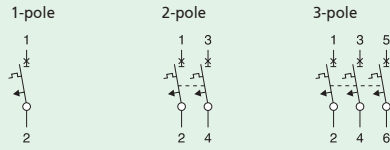
3-pole			
0.5	FAZ-D0,5/3-NA	102257	1 / 28
1	FAZ-D1/3-NA	102258	1 / 28
1.5	FAZ-D1,5/3-NA	102259	1 / 28
2	FAZ-D2/3-NA	102260	1 / 28
3	FAZ-D3/3-NA	102261	1 / 28
4	FAZ-D4/3-NA	102262	1 / 28
5	FAZ-D5/3-NA	102263	1 / 28
6	FAZ-D6/3-NA	102264	1 / 28
7	FAZ-D7/3-NA	102265	1 / 28
8	FAZ-D8/3-NA	102266	1 / 28
10	FAZ-D10/3-NA	102267	1 / 28
13	FAZ-D13/3-NA	102268	1 / 28
15	FAZ-D15/3-NA	102269	1 / 28
16	FAZ-D16/3-NA	102270	1 / 28
20	FAZ-D20/3-NA	102271	1 / 28
25	FAZ-D25/3-NA	102272	1 / 28
30	FAZ-D30/3-NA	102273	1 / 28
32	FAZ-D32/3-NA	102274	1 / 28
35	FAZ-D35/3-NA	102275	1 / 28
40	FAZ-D40/3-NA	102276	1 / 28

Miniature Circuit Breakers FAZ-NA, FAZ-RT

Accessories:

Tripping signal switch for subsequent installation	Z-NHK
Shunt trip release	FAZ-XAA-NA
Busbar-System	Z-SV/UL-16/

Connection diagrams



Technical Data

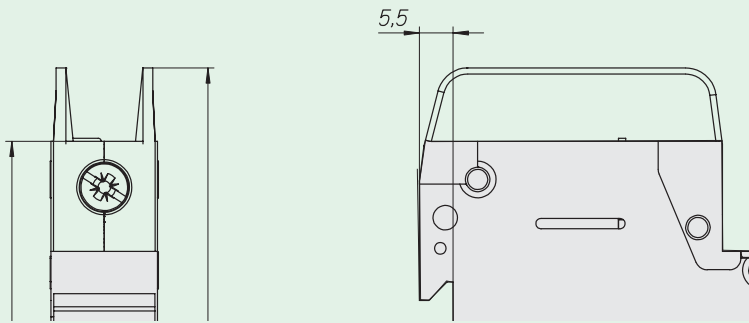
Electrical

Design according to	UL 489, CSA C22.2 No.5, IEC 60947-2
Rated voltage	UL/CSA 0.5 - 25 A 277/480Y VAC UL/CSA 32 - 40 A 240 VAC UL/CSA (per pole) 48 VDC IEC 240/415 VAC
Rated frequency	50/60 Hz
Rated breaking capacity	UL/CSA 10 kA IEC 15 kA
Characteristic	C, D
Endurance	≥ 20,000 operations
Line voltage connection	optional suitable for reverse feed

Mechanical

Frame size	45 mm
Device height	105 mm
Device width	17.7 mm per pole
Mounting	quick fastening with 2 lock-in positions on IEC/EN 60715
Upper and lower terminals	open mouth/lift terminals
Terminal capacity	1 Wire AWG 18-6 2 Wires AWG 18-10
Terminal fastening torque	AWG 18-21: 21 lb-in AWG 10-8: 25 lb-in AWG 6: 36 lb-in
Mounting	independent of position
Calibration temperature	UL 489, CSA C22.2 No.5 40°C IEC 60947-2 30°C

Dimensions (mm)



Power loss at I_n

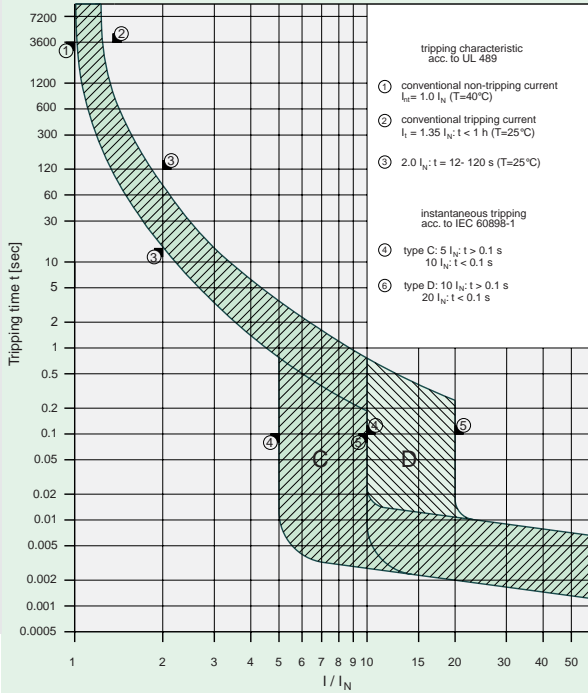
Characteristic C

I_n [A]	1p	2p	3p
	P [W]	P [W]	P [W]
0.5	1.6	3.2	4.7
1	1.1	2.2	3.4
1.5	1.3	2.6	3.9
2	1.4	2.8	4.3
3	1.2	2.4	3.6
4	1.4	2.9	4.3
5	1.9	3.7	5.6
6	1.2	2.3	3.5
7	1.4	2.8	4.3
8	1.4	2.8	4.2
10	1.8	3.6	5.3
13	2.4	4.7	7.1
15	1.9	3.8	5.6
16	2.1	4.3	6.4
20	2.9	5.8	8.7
25	3.1	6.2	9.3
30	3.0	6.0	9.0
32	3.4	6.8	10.2
35	3.7	7.4	11.0
40	4.0	8.1	12.1

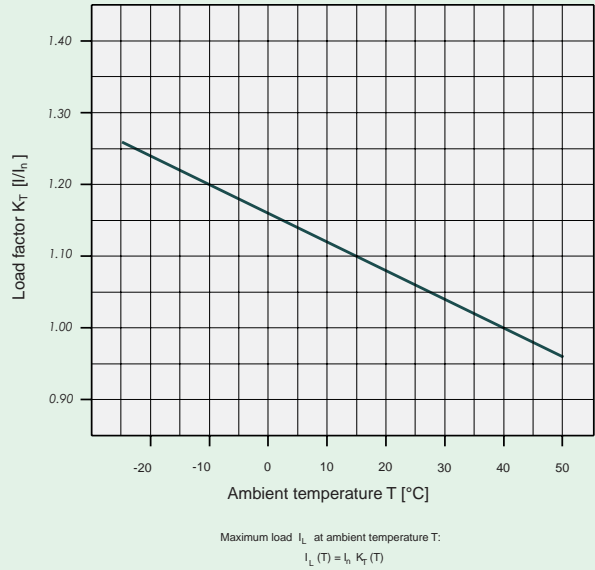
Characteristic D

I_n [A]	1p	2p	3p
	P [W]	P [W]	P [W]
0.5	1.6	3.2	4.8
1	0.8	1.5	2.3
1.5	1.0	2.1	3.1
2	1.0	2.1	3.1
3	1.2	2.4	3.6
4	1.4	2.9	4.3
5	1.5	2.9	4.4
6	1.2	2.3	3.5
7	1.4	2.8	4.3
8	1.2	2.4	3.7
10	1.5	3.0	4.5
13	2.0	4.1	6.1
15	1.5	3.1	4.6
16	1.7	3.5	5.2
20	1.8	3.7	5.5
25	2.6	5.1	7.7
30	2.7	5.4	8.1
32	3.1	6.2	9.3
35	3.8	7.6	11.3
40	3.9	7.8	11.6

Tripping Characteristics

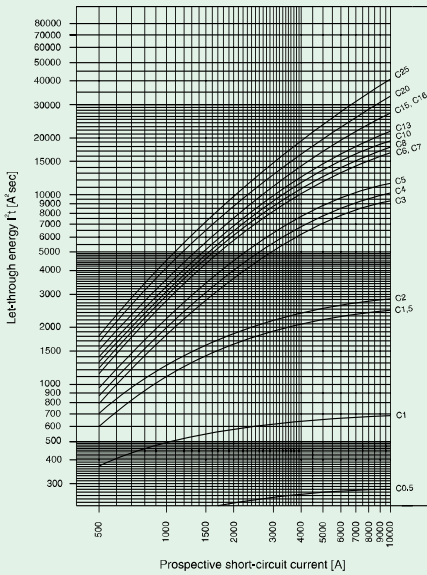


Influence of ambient temperature T on load carrying capacity

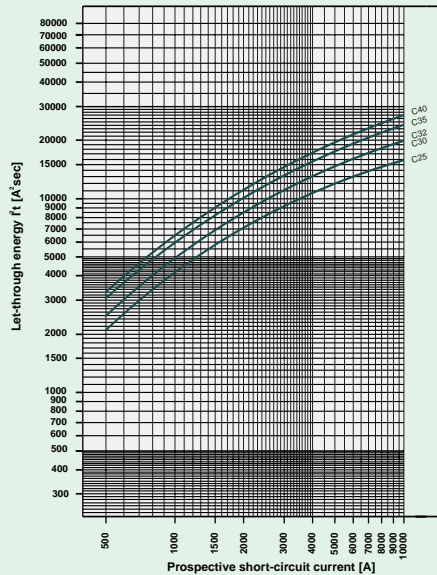


Let-through Energy

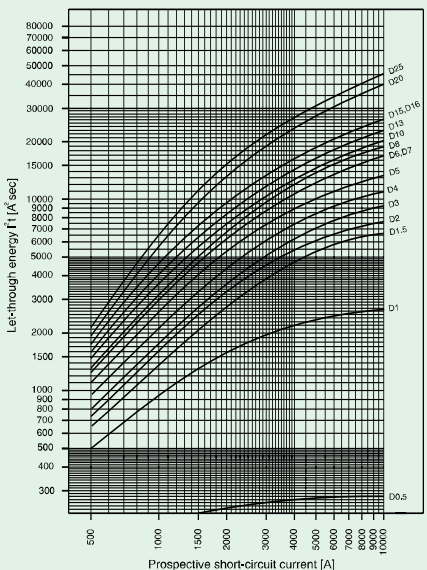
Characteristic C (0.5-20A), 277V



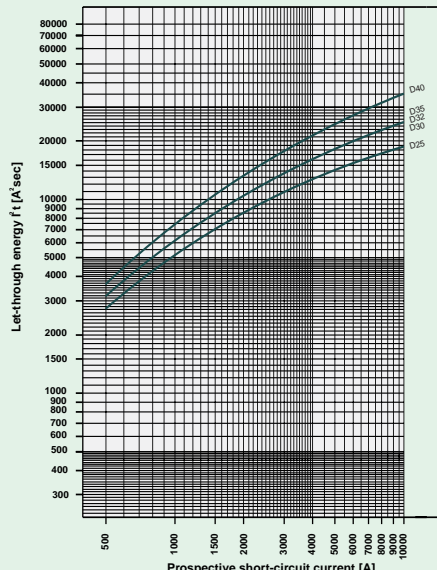
Characteristic C (25-40A), 240V



Characteristic D (0.5-20A), 277V



Characteristic D (25-40A), 240V



For Moeller Electric Sales and Support call KMparts.com (866) 595-9616