

FS and FD Cast Hub Device Boxes

UNILETS® for use with Threaded Rigid Conduit and IMC. All Device Boxes have Ridge Top Construction. Furnished with Internal Ground Screw.

Applications

- Accommodate wiring devices such as switches and receptacles.
- Provide excellent service in areas where boxes are subject to rough usage.
- Serve as pull boxes for conductors.
- Permit access to conductors for maintenance.
- Provide openings for making splices.
- Allow connections for branch conduit runs.
- Blank bodies for special conduit entrance arrangements.

Features

- Corrosion-resistant — ideal for indoor and outdoor installations.
- Weatherproof, raintight and dust-tight when used with cast gasketed covers.
- FS and FD boxes take standard flush wiring devices.
- FD boxes take devices exceeding 1.63 in/41.4 mm in depth under fastening ears.
- Malleable iron for high tensile strength and ductility — provides greater resistance to impact and shock.
- Both malleable iron and aluminum boxes have ridge top construction for positive cover/gasket/box fit.
- Accurately tapped, tapered threads for tight, rigid joints, ground continuity.
- Complete selection of covers, receptacles, plugs, gaskets and accessories.
- Covers have captive stainless steel screws to speed installation, prevents loss of screws.
- Internal grounding screws standard.
- Available in single, two and three gang and tandem.
- Smooth, rounded integral bushing in each hub protects conductor insulation.

Standard Materials

- Boxes: malleable iron or copperfree (4/10 of 1% max.) aluminum
- Covers: malleable iron, steel, or copperfree (4/10 of 1% max.) aluminum
- Screws: stainless steel
- Gaskets: neoprene

Standard Finishes

- Malleable iron boxes and covers: triple-coat — (1) zinc electroplate, (2) chromate, and (3) epoxy powder coat
- Aluminum boxes and covers: epoxy powder coat
- Steel covers: zinc electroplate

Certifications and Compliances

- UL Standard: 514A
- UL Listed: E2527
- CSA Standard: C22.2 No. 18.1
- CSA Certified: 001472
- NEMA Standard: FB-1

Options

- PVC coating available on select bodies and covers. Add suffix **-PVC** to catalog number.



Illustrated Features



Gasket is designed so that it wraps around ridge top of Appleton aluminum or malleable iron device box. Result is a positive seal against moisture.



Gasket construction. Cover tightens on largest perimeter of gasket and fits snugly against portion of gasket that wraps around ridge top of box.

FS and FD Single Gang Cast Hub Device Boxes

UNILETS® for use with Threaded Rigid Metal Conduit and IMC. Furnished with Internal Ground Screw.

| FS Box (Shallow) 2.00" deep, FD Box (Deep) 2.69" deep | | | | | |
|---|------|---------|-------------------|--------------------------|----------------------|
| | Type | Depth | Hub Size (Inches) | Catalog Number | |
| | | | | Malleable Iron Ridge Top | Aluminum Ridge Top |
|  | FS | Shallow | 1/2 | FS-1-50 * | FS-1-50-A * |
| | | | 3/4 | FS-1-75 * | FS-1-75-A * |
| | | | 1 | FS-1-100 * | FS-1-100-A * |
| | FD | Deep | 1/2 | FD-1-50 * | FD-1-50-A * |
| | | | 3/4 | FD-1-75 * | FD-1-75-A * |
| | | | 1 | FD-1-100 * | FD-1-100-A * |
|  | FSC | Shallow | 1/2 | FSC-1-50 * | FSC-1-50-A * |
| | | | 3/4 | FSC-1-75 * | FSC-1-75-A * |
| | | | 1 | FSC-1-100 * | FSC-1-100-A * |
| | FDC | Deep | 1/2 | FDC-1-50 * | FDC-1-50-A * |
| | | | 3/4 | FDC-1-75 * | FDC-1-75-A * |
| | | | 1 | FDC-1-100 * | FDC-1-100-A * |
|  | FSS | Shallow | 1/2 | FSS-1-50 | FSS-1-50-A |
| | | | 3/4 | FSS-1-75 | FSS-1-75-A |
| | | | 1 | FSS-1-100 | FSS-1-100-A |
| | FDS | Deep | 1/2 | FDS-1-50 | FDS-1-50-A |
| | | | 3/4 | FDS-1-75 | FDS-1-75-A |
| | | | 1 | FDS-1-100 | FDS-1-100-A |
|  | FSLA | Shallow | 1/2 | FSLA-1-50 | — |

* PVC coating available on select bodies. Add suffix **-PVC** to catalog number.

FS and FD Single Gang Cast Hub Device Boxes

UNILETS® for use with Threaded Rigid Metal Conduit and IMC. FS Box 2.00" Deep, FD Box 2.69" Deep. Furnished with Internal Ground Screw.

FS Box (Shallow) 2.00" deep, FD Box (Deep) 2.69" deep

| | Type | Depth | Hub Size (Inches) | Catalog Number | |
|---|------|---------|-------------------|--------------------------|--------------------|
| | | | | Malleable Iron Ridge Top | Aluminum Ridge Top |
|  | FSCA | Shallow | 1/2 | FSCA-1-50 | — |
| | | | 3/4 | FSCA-1-75 | — |
|  | FSCC | Shallow | 1/2 | FSCC-1-50 | — |
| | | | 3/4 | FSCC-1-75 | — |
| | FDCC | Deep | 1/2 | FDCC-1-50 | — |
| | | | 3/4 | FDCC-1-75 | FDCC-1-75-A |
| | | | 1 | FDCC-1-100 | — |
|  | FSCT | Shallow | 1/2 | FSCT-1-50 | — |
| | | | 3/4 | FSCT-1-75 | — |
| | | | 1 | FSCT-1-100 | — |
| FDCT | Deep | 1/2 | FDCT-1-50 | — | |
| | | 3/4 | FDCT-1-75 | — | |
| | | 1 | FDCT-1-100 | — | |
|  | FST | Shallow | 1/2 | FST-1-50 | — |
| | | | 3/4 | FST-1-75 | — |
| FDT | Deep | 1/2 | FDT-1-50 | — | |
| | | 3/4 | FDT-1-75 | — | |
| | | 1 | FDT-1-100 | — | |
|  | FSX | Shallow | 1/2 | FSX-1-50 | — |
| | | | 3/4 | FSX-1-75 | — |
| FDX | Deep | 1/2 | FDX-1-50 | — | |
| | | 3/4 | FDX-1-75 | — | |
| | | 1 | FDX-1-100 | — | |
|  | FSCD | Shallow | 1/2 | FSCD-1-50 | — |
| | | | 3/4 | FSCD-1-75 | — |

Fittings

FITTINGS: CAST DEVICE BOXES

FS and FD Single Gang and Tandem Cast Hub Device Boxes

UNILETS® for use with Threaded Rigid Metal Conduit and IMC. FS Box 2.00" Deep, FD Box 2.69" Deep. Furnished with Internal Ground Screw.

| FS Box (Shallow) 2.00" deep, FD Box (Deep) 2.69" deep | | | | | |
|--|------|--------------|-------------------|--------------------------|--------------------|
| | Type | Depth | Hub Size (Inches) | Catalog Number | |
| | | | | Malleable Iron Ridge Top | Aluminum Ridge Top |
| FS and FD Single Gang Boxes with Mounting Lugs | | | | | |
|  | FS | Shallow | 1/2 | FS-1-50L | — |
| | | | 3/4 | FS-1-75L | — |
| | FD | Deep | 1/2 | FD-1-50L | FD-1-50L-A |
| | | | 3/4 | FD-1-75L | FD-1-75L-A |
| 1 | | | FD-1-100 | FD-1-100-A | |
|  | FSC | Shallow | 1/2 | FSC-1-50L | — |
| | | | 3/4 | FSC-1-75L | — |
| | FDC | Deep | 1/2 | FDC-1-50L | FDC-1-50L-A |
| | | | 3/4 | FDC-1-75L | FDC-1-75L-A |
| 1 | | | FDC-1-100 | FDC-1-100-A | |
| FS Single Gang Boxes with Double Opening | | | | | |
|  | FS | 3.38" | 1/2 | FS-1D-50 | — |
| | | | 3/4 | FS-1D-75 | — |
|  | FSC | 3.38" | 1/2 | FSC-1D-50 | — |
| | | | 3/4 | FSC-1D-75 | — |
| FS Two-Gang Tandem Boxes – Takes single gang covers | | | | | |
|  | FS | Shallow | 1/2 | FS-2T-50 | — |
| | | | 3/4 | FS-2T-75 | — |
|  | FSC | Shallow | 1/2 | FSC-2T-50 | — |
| | | | 3/4 | FSC-2T-75 | — |
|  | FS | 1" Extension | — | FS-1EXT | — |

Fittings

FITTINGS: CAST DEVICE BOXES

FS and FD Single Gang and Tandem Cast Hub Device Box Covers

Steel Covers and Aluminum Covers for Ridge Top Boxes. Furnished with Stainless Steel Screws, Less Gasket.

| | Description | Catalog Number | |
|---|--|------------------|-------------------|
| | | Steel | Aluminum |
|  | For double push button switches, momentary contact and maintain switches. | FSK-1PB | — |
|  | For square handle tumbler or toggle switches. | FSK-1TS | FSK-1TS-A |
|  | For square handle tumbler or toggle switches. Has toggle guard. | FSK-1TSG | — |
|  | For two or three interchangeable devices. Includes mounting bracket. | FSK-1WD-3 | — |
|  | For round flush receptacles, without lift cover. Mounts on device. Hole Dia. — 1-13/32". | FSK-1R-Q | FSK-1R-Q-A |
|  | For round flush receptacles, with lift cover. Mounts on device. Hole Dia. — 1-13/32". | FSK-1R-T | — |
|  | For round receptacles. Mounts directly on box. Hole Dia. — 1-13/32". | FSK-1R-W | FSK-1R-W-A |
|  | For round receptacles. Mounts directly on box. Hole Dia. — 1-5/8". 3-9/32" C to C screw holes. | FSK-1R-X | — |
|  | For round receptacles. Mounts on device. Hole Dia. — 1-5/8". 2-3/8" C to C screw holes. | FSK-1R-Y | FSK-1R-Y-A |
|  | For standard 2 or 3 wire duplex receptacles. | FSK-1DR * | FSK-1DR-A |
|  | For pilot lamp: Red Jewel | FSK-1J | — |
| | Amber Jewel | FSK-1JA | — |
| | Green Jewel | FSK-1JG | — |
| | Opal Jewel | FSK-1JO | — |
|  | Blank | FSK-1B | FSK-1B-A |

* PVC coating available on select covers. Add suffix **-PVC** to catalog number.

FS and FD Single Gang and Tandem Cast Hub Device Box Covers

Covers for Ridge Top Boxes.

| | Description | Catalog Number | |
|---|--|---------------------|--------------------|
| | | Malleable Iron | Aluminum |
| Cast Covers NEMA 3R Wet Locations — Furnished with gasket and stainless steel screws | | | |
|  | Receptacle cover with spring cover. Hole Diameter — 1-7/16" | FSK-1VR | FSK-1VR-A |
|  | For duplex flush receptacle with spring cover | FSK-1VDR | FSK-1VDR-A |
|  | For pilot lamp flush receptacles: | | |
| | Red Jewel | FSK-1J-C | FSK-1-JCA |
| | Opal Jewel | FSK-1JOC | FSK-1JOCA |
| | Amber Jewel | FSK-1JAC | FSK-1JACA |
| | Green Jewel | FSK-1JGC | FSK-1JGCA |
|  | For double push button switches | FSK-1PBS | — |
|  | For external operation of tumbler switches with square handles | FSK-1VTS | FSK-1VTSA |
|  | Operating type for square handle tumbler or toggle switches | FSK-1VS | FSK-1VS-A |
|  | Rocker type for square handle tumbler or toggle flush switches | FSK-1V | FSK-1V-A |
|  | Blank | FSK-1B-C * | FSK-1B-CA |
| Gasket — Replacement | | | |
|  | Neoprene—for use with wet location covers | FS-GKR-1N | FS-GKR-1N |
| Cast Covers Dry Locations — Furnished with stainless steel screws less gasket | | | |
|  | For standard 2 or 3 wire duplex receptacles | FSK-1DR-C | — |
|  | For round flush receptacles Hole Dia. — 1-7/16" | FSK-1R-Z * | — |
|  | For square handle toggle switches | FSK-1TS-C | — |
|  | For square handle toggle switches; Has toggle guard | FSK-1TSG-C * | FSK-1TSG-CA |

* PVC coating available on select covers. Add suffix **-PVC** to catalog number.

FS and FD Single Gang and Tandem Cast Hub Device Box Wiring Capacity and Dimensions

Wiring Capacity

| Hub Size (inches) | Single-Gang FS | Capacity (in ³ /dm ³) | |
|-------------------|----------------|--|--------------------|
| | | Single-Gang FD | Two-Gang Tandem FS |
| 1/2 | 18.00/0.29 | 25.00/0.41 | 40.00/0.66 |
| 3/4 | 18.00/0.29 | 25.00/0.41 | 40.00/0.66 |
| 1 | 18.00/0.29 | 25.00/0.41 | 40.00/0.66 |

Dimensions

FS and FD Single Gang Boxes without lugs



FS Tandem Boxes



FS and FD Single Gang Boxes with lugs



| Hub Size (Inches) | Dimensions in Inches/Millimeters | | | | | | | | | |
|-------------------|----------------------------------|-----------|-----------|-----------|-----------|-----------|-----------|-----------|-----------|-----------|
| | D | | | | | | | | | |
| | A | B | C | "FS" | "FD" | E | F | G | | H |
| 1/2 | 5.88/149.4 | 1.13/28.7 | 0.63/16.0 | 2.00/50.8 | 2.69/68.3 | 1.50/38.1 | 3.50/88.9 | 1.78/45.2 | 2.44/62.0 | 1.69/42.9 |
| 3/4 | 5.88/149.4 | 1.38/35.1 | 0.75/19.1 | 2.00/50.8 | 2.69/68.3 | 2.06/52.3 | 3.50/88.9 | 1.78/45.2 | 2.44/62.0 | 1.50/38.1 |
| 1 | 6.31/160.3 | 1.69/42.9 | 0.94/23.9 | 2.00/50.8 | 2.69/68.3 | 2.06/52.3 | 3.50/88.9 | 1.78/45.2 | 2.44/62.0 | 1.38/35.1 |

Fittings

FITTINGS: CAST DEVICE BOXES

Wet Location Receptacle Covers

Available with NEMA Configuration Receptacles or as Covers Only

Covers also accommodate Toggle Switches.

Applications

- Meet NEC 406.8(B) and CEC receptacle requirements for wet locations: "A receptacle installed outdoors where exposed to weather or in other wet locations shall be in a weatherproof enclosure, the integrity of which is not affected when the receptacle is in use (attachment plug cap inserted)."
- For industrial, commercial or residential use as a general purpose receptacle or for powering portable equipment not exceeding medium duty ratings.
- Mounts on FS or FD device boxes or equivalents, either single gang or multiple gang with single gang openings.

Features

- Provides full protection in damp or wet locations per NEC 406.8(B) and CEC. Gasketed spring door cover closes tightly automatically to protect receptacle from moisture and dirt when not in use. With plug inserted, a heavy-duty gasket in throat of receptacle seals around it to keep out moisture and dirt.
- Receptacle interiors comply with NEMA Standards WD-1 and WD-5.
- Receptacle interiors are specification grade, back and side-wired.
- Single cover units accommodate NEMA configuration receptacles for locking or non-locking blade plugs, or toggle switches. Duplex units accommodate one receptacle and one toggle switch or any combination of the two.
- Covers open all the way, permitting easy plug insertion and withdrawal. Also permits adequate access to cover screws for easy attachment of cover to FS, FD or other device box. Large head cover screws are captivated.
- Unique design of spring door hinge provides smooth action. Duplex units have a separate hinge shaft for each spring door cover to reduce stress on the shafts.
- Spring door cover puts pressure on plug (without tilting plug) to hold plug in best position for providing optimum weatherproof seal.
- Stainless steel hinge springs are completely enclosed — inside and out — for superior resistance against corrosion.
- EPDM gaskets provide superior resistance to the weather, ozone and temperatures between -50 °F/-45.6 °C and 260 °F/126.7 °C.
- Diecast copperfree cover assemblies with epoxy powder coat (electrostatically applied for uniform coverage) to provide protection against corrosion.

Illustrated Features



Typical application with NEMA configuration receptacle and plug, mounted on an FS box. Gasket seals around plug, keeping out moisture and dirt. Spring door closes automatically when plug is withdrawn to protect receptacle.



Duplex Cover on FS Box.



Single Cover on FS Box.

- Positive ground path assured for all exposed metal parts.
- Receptacle interiors grounded through an extra contact in all types. Self-grounded in duplex units.

Standard Materials


- Cover and faceplate: diecast copperfree (4/10 of 1%) aluminum
- Gaskets: ethylene propylene rubber (EPDM)
- Cover and device screws: stainless steel, 6—32 thread
- Hinge springs: stainless steel
- Hinge shaft: nylon
- FSK-SBA adapter: steel plate with closed cell sponged neoprene gasket

Standard Finishes

- Cover and faceplate: epoxy powder coat
- FSK-SBA adapter: zinc electroplate

Certifications and Compliances

- UL Standard: 514A
- UL Listed: E2527
- NEMA Standards: FB-1, OS-1



Spring doors open wide for easy plug insertion and cover assembly (covers shown in open position for illustration only). This view shows gaskets that protect plugs. Gasket on bottom of cover prevents entry of moisture into device box (see gasket description).

Wet Location Receptacle Covers

Available with NEMA Configuration Receptacles or as Covers Only

Covers also accommodate Toggle Switches.

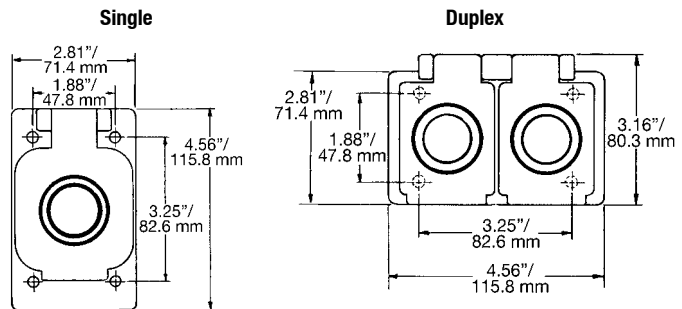
NEMA 3R

| | Amp | Wire/Pole | Volts | NEMA Configuration | Catalog Number With Receptacle | Catalog Number Cover Only |
|--|-----|-----------|-------|--------------------|-----------------------------------|------------------------------|
| Duplex Cover for Non-Locking Blade Plugs, with 1-3/8" Device Opening | | | | | | |
|  | 15 | 2P, 3W | 125 | 5-15R | FSKD5-15 | FSK-WRD |
| | 15 | 2P, 3W | 250 | 6-15R | FSKD6-15 | FSK-WRD |
| | 20 | 2P, 3W | 125 | 5-20R | FSKD5-20 | FSK-WRD |
| | | | 250 | 6-20R | FSKD6-20 | FSK-WRD |
| Single Cover for Non-Locking and Locking Blade Plugs, with 1-3/8" Device Opening | | | | | | |
|  | 15 | 2P, 3W | 125 | 5-15R | FSKJ5-15 | FSK-WR1 |
| | 15 | 2P, 3W | 250 | 6-15R | FSKJ6-15 | FSK-WR1 |
| | 20 | 2P, 3W | 125 | 5-20R | FSKJ5-20 | FSK-WR1 |
| | 20 | 2P, 3W | 250 | 6-20R | FSKJ6-20 | FSK-WR1 |
| | 15 | 2P, 3W | 125 | L5-15R | FSKJL5-15 | FSK-WR1 |
| | 15 | 2P, 3W | 250 | L6-15R | FSKJL6-15 | FSK-WR1 |
| | 15 | 2P, 3W | 277 | L7-15R | FSKJL7-15 | FSK-WR1 |
| Single Cover for Locking Blade Plugs, with 1-19/32" Device Opening | | | | | | |
| Accommodates NEMA configuration receptacles with 1-19/32" device opening. | | | | | — | FSK-WR2 |
| Single Cover for GFI — Meets NEMA 3R Wet Location in Closed Position Only | | | | | | |
| GFI Cover Only | | | | | — | FSK-WGF1 |
| Single Cover for Toggle Switches (1-19/32" opening) | | | | | | |
| Accommodates Toggle Switch. Furnished with Toggle Switch Plate to provide protection from exposed terminal wires of Toggle Switch. | | | | | — | FSK-WT2 |
| Adapter/Gasket | | | | | | |
| For mounting Receptacle Cover on Switch Boxes (not required on FS/FD Boxes) | | | | | | FSK-SBA |

Dimensions in Inches/Millimeters



Receptacle Cover mounted on Switch Box with FSK-SBA Adapter/Gasket



NOTE: All receptacle covers have an overall height of 1.16 in/29.5 mm.

FITTINGS: CAST DEVICE BOXES

Fittings

FS and FD Two Gang Cast Device Boxes

UNILETS® for use with Threaded Rigid Metal Conduit and IMC. Furnished with Internal Ground Screw.

FS Box (Shallow) 2.00" deep, FD Box (Deep) 2.69" deep

| | Type | Depth | Hub Size (Inches) | Catalog Number | |
|---|------|----------------|-------------------|--------------------------|--------------------|
| | | | | Malleable Iron Ridge Top | Aluminum Ridge Top |
|  | FS | Shallow | 1/2 | FS-2-50 | FS-2-50-A |
| | | | 3/4 | FS-2-75 | FS-2-75-A |
| | | | 1 | FS-2-100 | — |
| | FD | Deep | 1/2 | FD-2-50 | — |
| | | | 3/4 | FD-2-75 | FD-2-75-A |
| | | | 1 | FD-2-100 | — |
|  | FSC | Shallow | 1/2 | FSC-2-50 | — |
| | | | 3/4 | FSC-2-75 | — |
| | | | 1 | FSC-2-100 | — |
| | FDC | Deep | 1/2 | FDC-2-50 | — |
| | | | 3/4 | FDC-2-75 | FDC-2-75-A |
| | | | 1 | FDC-2-100 | — |
|  | FSS | Shallow | 1/2 | FSS-2-50 | — |
| | | | 3/4 | FSS-2-75 | FSS-2-75-A |
| | | | 1 | FSS-2-100 | — |
| | FDS | Deep | 3/4 | FDS-2-75 | — |
| | | | | | — |
| | | | | | — |
|  | FSD | Shallow † | 1/2-3/4 | FSD-2-75 | — |
|  | FS | 1" Extension * | — | FS-2EXT | — |

† Largest hub at bottom in illustration.

* Extension does not have a ground screw.

Fittings

FITTINGS: CAST DEVICE BOXES

FS and FD Two Gang Cast Hub Device Box Covers for Ridge Top Boxes

| | Description | Catalog Number | |
|---|---|-----------------------|-------------------|
| | | Steel | Aluminum |
| Stamped Steel and Aluminum Covers — With stainless steel screws, less gasket | | | |
|  | For square handle tumbler or toggle flush switches | FSK-2TS | FSK-2TS-A |
|  | For two round receptacles. Mounts on device. Hole Dia. – 1-13/32" | FSK-2R-Q | — |
| | For two round receptacles. Mounts directly on box. Hole Dia. – 1-13/32" | FSK-2R-W | — |
|  | For round flush receptacles, with lift cover. Mounts on device. Hole Dia. – 1-13/32" | FSK-2R-T | — |
|  | For duplex flush receptacles | FSK-2DR | FSK-2DR-A |
|  | For tumbler flush switch and duplex flush receptacles | FSK-2RS-K | — |
|  | For round flush receptacle and duplex receptacles Hole Dia. – 1-13/32" | FSK-2R-L | — |
|  | For round receptacles. Hole Dia. – 2-15/32 | FSK-2R-M | — |
|  | Blank Cover | FSK-2B | FSK-2B-A |
| | | Malleable Iron | Aluminum |
| Cast Covers — Weatherproof — With gasket and stainless steel screws | | | |
|  | For external operation of tumbler switches with square handles | FSK-2VTS | FSK-2VTS-A |
|  | Blank Cover | FSK-2B-CM | FSK-2B-CA |
|  | Gasket — Replacement Neoprene — for use with 2-gang cast covers above | FS-GKR-2N | — |

Fittings

FITTINGS: CAST DEVICE BOXES

FS and FD Two Gang and Cast Hub Device Box Wiring Capacity and Dimensions

Wiring Capacity

| Hub Size (inches) | Capacity (in ³ /dm ³) | |
|-------------------|--|------------|
| | FS | FD |
| 1/2 | 32.00/0.52 | 45.00/0.74 |
| 3/4 | 32.00/0.52 | 45.00/0.74 |
| 1 | 32.00/0.52 | 45.00/0.74 |

Dimensions



| Hub Size (inches) | Dimensions in Inches/Millimeters | | | | | | | |
|-------------------|----------------------------------|-----------|-----------|-----------|-----------|-----------|-----------|-----------|
| | A | B | C | D | | E | F | |
| | | | | "FS" | "FD" | | "FS" | "FD" |
| 1/2 | 5.88/149.4 | 1.13/28.7 | 0.63/16.0 | 2.00/50.8 | 2.69/68.3 | 1.88/47.8 | 1.78/45.2 | 2.44/62.0 |
| 3/4 | 5.88/149.4 | 1.38/35.1 | 0.75/19.1 | 2.00/50.8 | 2.69/68.3 | 1.88/47.8 | 1.78/45.2 | 2.44/62.0 |
| 1 | 6.31/160.3 | 1.69/42.9 | 0.94/23.9 | 2.00/50.8 | 2.69/68.3 | 2.06/52.3 | 1.78/45.2 | 2.44/62.0 |

Fittings

FITTINGS: CAST DEVICE BOXES

FS Three Gang Cast Device Boxes and Stamped and Cast Covers for Ridge Top Boxes

UNILETS® for use with Threaded Rigid Metal Conduit and IMC. Furnished with Internal Ground Screw.

Three Gang Cast Device Boxes

| | Type | Depth | Hub Size (Inches) | Catalog Number Malleable Iron Ridge Top |
|---|------|---------|-------------------|--|
|  | FS | Shallow | 3/4 | FS-3-75 |
| | | | 1 | FS-3-100 |
|  | FSS | Shallow | 3/4 | FSS-3-75 |

Cast Device Covers

| | Description | Catalog Number |
|---|--|----------------|
| Stamped Steel Covers – Furnished with stainless steel screws, less gasket | | |
|  | For square handle tumbler or toggle flush switches | FSK-3TS |
|  | Blank Cover | FSK-3B |
| Malleable Iron Cast Covers – Weatherproof – Furnished with gasket and stainless steel screws | | |
|  | Blank Cast Cover | FSK-3B-CM |
| Gasket – Replacement | | |
|  | Neoprene – for use with 3-gang covers above | FS-GKR-3N |

Fittings

FITTINGS: CAST DEVICE BOXES

FS Three Gang Cast Device Box Wiring Capacity and Dimensions

Wiring Capacity

| Hub Size (inches) | Capacity (in ³ /dm ³) FS |
|-------------------|---|
| 1/2 | 40.00/0.66 |
| 3/4 | 40.00/0.66 |
| 1 | 40.00/0.66 |

Dimensions in Inches/Millimeters



| Hub Size (inches) | Dimensions in Inches/Millimeters | | | | | |
|-------------------|----------------------------------|-----------|-----------|-----------|-----------|-----------|
| | A | B | C | D | E | F |
| 1/2 | 5.88/149.4 | 1.13/28.7 | 0.63/16.0 | 2.00/50.8 | 1.88/47.8 | 1.78/45.2 |
| 3/4 | 5.88/149.4 | 1.38/35.1 | 0.75/19.1 | 2.00/50.8 | 1.88/47.8 | 1.78/45.2 |
| 1 | 6.31/190.3 | 1.69/42.9 | 0.94/23.9 | 2.00/50.8 | 2.13/54.1 | 1.78/45.2 |

Fittings

FITTINGS: CAST DEVICE BOXES

FS and FD Cast Hub Device Boxes

UNILETS® for use with Threaded Rigid Conduit and IMC. All Device Boxes have Ridge Top Construction. Furnished with Internal Ground Screw.

Applications

- Accommodate wiring devices such as switches and receptacles.
- Provide excellent service in areas where boxes are subject to rough usage.
- Serve as pull boxes for conductors.
- Permit access to conductors for maintenance.
- Provide openings for making splices.
- Allow connections for branch conduit runs.
- Blank bodies for special conduit entrance arrangements.

Features

- Corrosion-resistant — ideal for indoor and outdoor installations.
- Weatherproof, raintight and dust-tight when used with cast gasketed covers.
- FS and FD boxes take standard flush wiring devices.
- FD boxes take devices exceeding 1.63 in/41.4 mm in depth under fastening ears.
- Malleable iron for high tensile strength and ductility — provides greater resistance to impact and shock.
- Both malleable iron and aluminum boxes have ridge top construction for positive cover/gasket/box fit.
- Accurately tapped, tapered threads for tight, rigid joints, ground continuity.
- Complete selection of covers, receptacles, plugs, gaskets and accessories.
- Covers have captive stainless steel screws to speed installation, prevents loss of screws.
- Internal grounding screws standard.
- Available in single, two and three gang and tandem.
- Smooth, rounded integral bushing in each hub protects conductor insulation.

Standard Materials

- Boxes: malleable iron or copperfree (4/10 of 1% max.) aluminum
- Covers: malleable iron, steel, or copperfree (4/10 of 1% max.) aluminum
- Screws: stainless steel
- Gaskets: neoprene

Standard Finishes

- Malleable iron boxes and covers: triple-coat — (1) zinc electroplate, (2) chromate, and (3) epoxy powder coat
- Aluminum boxes and covers: epoxy powder coat
- Steel covers: zinc electroplate

Certifications and Compliances

- UL Standard: 514A
- UL Listed: E2527
- CSA Standard: C22.2 No. 18.1
- CSA Certified: 001472
- NEMA Standard: FB-1

Options

- PVC coating available on select bodies and covers. Add suffix **-PVC** to catalog number.



Illustrated Features







Gasket is designed so that it wraps around ridge top of Appleton aluminum or malleable iron device box. Result is a positive seal against moisture.



Gasket construction. Cover tightens on largest perimeter of gasket and fits snugly against portion of gasket that wraps around ridge top of box.

FS and FD Single Gang Cast Hub Device Boxes

UNILETS® for use with Threaded Rigid Metal Conduit and IMC. Furnished with Internal Ground Screw.

| FS Box (Shallow) 2.00" deep, FD Box (Deep) 2.69" deep | | | | | |
|---|------|---------|-------------------|--------------------------|----------------------|
| | Type | Depth | Hub Size (Inches) | Catalog Number | |
| | | | | Malleable Iron Ridge Top | Aluminum Ridge Top |
|  | FS | Shallow | 1/2 | FS-1-50 * | FS-1-50-A * |
| | | | 3/4 | FS-1-75 * | FS-1-75-A * |
| | | | 1 | FS-1-100 * | FS-1-100-A * |
| | FD | Deep | 1/2 | FD-1-50 * | FD-1-50-A * |
| | | | 3/4 | FD-1-75 * | FD-1-75-A * |
| | | | 1 | FD-1-100 * | FD-1-100-A * |
|  | FSC | Shallow | 1/2 | FSC-1-50 * | FSC-1-50-A * |
| | | | 3/4 | FSC-1-75 * | FSC-1-75-A * |
| | | | 1 | FSC-1-100 * | FSC-1-100-A * |
| | FDC | Deep | 1/2 | FDC-1-50 * | FDC-1-50-A * |
| | | | 3/4 | FDC-1-75 * | FDC-1-75-A * |
| | | | 1 | FDC-1-100 * | FDC-1-100-A * |
|  | FSS | Shallow | 1/2 | FSS-1-50 | FSS-1-50-A |
| | | | 3/4 | FSS-1-75 | FSS-1-75-A |
| | | | 1 | FSS-1-100 | FSS-1-100-A |
| | FDS | Deep | 1/2 | FDS-1-50 | FDS-1-50-A |
| | | | 3/4 | FDS-1-75 | FDS-1-75-A |
| | | | 1 | FDS-1-100 | FDS-1-100-A |
|  | FSLA | Shallow | 1/2 | FSLA-1-50 | — |

Fittings

FITTINGS: CAST DEVICE BOXES

* PVC coating available on select bodies. Add suffix **-PVC** to catalog number.

FS and FD Single Gang Cast Hub Device Boxes

UNILETS® for use with Threaded Rigid Metal Conduit and IMC. FS Box 2.00" Deep, FD Box 2.69" Deep. Furnished with Internal Ground Screw.

FS Box (Shallow) 2.00" deep, FD Box (Deep) 2.69" deep

| | Type | Depth | Hub Size (Inches) | Catalog Number | |
|---|------|---------|-------------------|--------------------------|--------------------|
| | | | | Malleable Iron Ridge Top | Aluminum Ridge Top |
|  | FSCA | Shallow | 1/2 | FSCA-1-50 | — |
| | | | 3/4 | FSCA-1-75 | — |
|  | FSCC | Shallow | 1/2 | FSCC-1-50 | — |
| | | | 3/4 | FSCC-1-75 | — |
| | FDCC | Deep | 1/2 | FDCC-1-50 | — |
| | | | 3/4 | FDCC-1-75 | FDCC-1-75-A |
| | | | 1 | FDCC-1-100 | — |
|  | FSCT | Shallow | 1/2 | FSCT-1-50 | — |
| | | | 3/4 | FSCT-1-75 | — |
| | | | 1 | FSCT-1-100 | — |
| FDCT | Deep | 1/2 | FDCT-1-50 | — | |
| | | 3/4 | FDCT-1-75 | — | |
| | | 1 | FDCT-1-100 | — | |
|  | FST | Shallow | 1/2 | FST-1-50 | — |
| | | | 3/4 | FST-1-75 | — |
| FDT | Deep | 1/2 | FDT-1-50 | — | |
| | | 3/4 | FDT-1-75 | — | |
| | | 1 | FDT-1-100 | — | |
|  | FSX | Shallow | 1/2 | FSX-1-50 | — |
| | | | 3/4 | FSX-1-75 | — |
| FDX | Deep | 1/2 | FDX-1-50 | — | |
| | | 3/4 | FDX-1-75 | — | |
| | | 1 | FDX-1-100 | — | |
|  | FSCD | Shallow | 1/2 | FSCD-1-50 | — |
| | | | 3/4 | FSCD-1-75 | — |

Fittings

FITTINGS: CAST DEVICE BOXES

FS and FD Single Gang and Tandem Cast Hub Device Boxes

UNILETS® for use with Threaded Rigid Metal Conduit and IMC. FS Box 2.00" Deep, FD Box 2.69" Deep. Furnished with Internal Ground Screw.

| FS Box (Shallow) 2.00" deep, FD Box (Deep) 2.69" deep | | | | | |
|---|------|--------------|-------------------|--------------------------|--------------------|
| | Type | Depth | Hub Size (Inches) | Catalog Number | |
| | | | | Malleable Iron Ridge Top | Aluminum Ridge Top |
| FS and FD Single Gang Boxes with Mounting Lugs | | | | | |
|  | FS | Shallow | 1/2 | FS-1-50L | — |
| | | | 3/4 | FS-1-75L | — |
| | FD | Deep | 1/2 | FD-1-50L | FD-1-50L-A |
| | | | 3/4 | FD-1-75L | FD-1-75L-A |
| 1 | | | FD-1-100 | FD-1-100-A | |
|  | FSC | Shallow | 1/2 | FSC-1-50L | — |
| | | | 3/4 | FSC-1-75L | — |
| | FDC | Deep | 1/2 | FDC-1-50L | FDC-1-50L-A |
| | | | 3/4 | FDC-1-75L | FDC-1-75L-A |
| 1 | | | FDC-1-100 | FDC-1-100-A | |
| FS Single Gang Boxes with Double Opening | | | | | |
|  | FS | 3.38" | 1/2 | FS-1D-50 | — |
| | | | 3/4 | FS-1D-75 | — |
|  | FSC | 3.38" | 1/2 | FSC-1D-50 | — |
| | | | 3/4 | FSC-1D-75 | — |
| FS Two-Gang Tandem Boxes – Takes single gang covers | | | | | |
|  | FS | Shallow | 1/2 | FS-2T-50 | — |
| | | | 3/4 | FS-2T-75 | — |
|  | FSC | Shallow | 1/2 | FSC-2T-50 | — |
| | | | 3/4 | FSC-2T-75 | — |
|  | FS | 1" Extension | — | FS-1EXT | — |

Fittings

FITTINGS: CAST DEVICE BOXES

FS and FD Single Gang and Tandem Cast Hub Device Box Covers

Steel Covers and Aluminum Covers for Ridge Top Boxes. Furnished with Stainless Steel Screws, Less Gasket.

| | Description | Catalog Number | |
|---|--|------------------|-------------------|
| | | Steel | Aluminum |
|  | For double push button switches, momentary contact and maintain switches. | FSK-1PB | — |
|  | For square handle tumbler or toggle switches. | FSK-1TS | FSK-1TS-A |
|  | For square handle tumbler or toggle switches. Has toggle guard. | FSK-1TSG | — |
|  | For two or three interchangeable devices. Includes mounting bracket. | FSK-1WD-3 | — |
|  | For round flush receptacles, without lift cover. Mounts on device. Hole Dia. — 1-13/32". | FSK-1R-Q | FSK-1R-Q-A |
|  | For round flush receptacles, with lift cover. Mounts on device. Hole Dia. — 1-13/32". | FSK-1R-T | — |
|  | For round receptacles. Mounts directly on box. Hole Dia. — 1-13/32". | FSK-1R-W | FSK-1R-W-A |
|  | For round receptacles. Mounts directly on box. Hole Dia. — 1-5/8". 3-9/32" C to C screw holes. | FSK-1R-X | — |
|  | For round receptacles. Mounts on device. Hole Dia. — 1-5/8". 2-3/8" C to C screw holes. | FSK-1R-Y | FSK-1R-Y-A |
|  | For standard 2 or 3 wire duplex receptacles. | FSK-1DR * | FSK-1DR-A |
|  | For pilot lamp: Red Jewel | FSK-1J | — |
| | Amber Jewel | FSK-1JA | — |
| | Green Jewel | FSK-1JG | — |
| | Opal Jewel | FSK-1JO | — |
|  | Blank | FSK-1B | FSK-1B-A |

* PVC coating available on select covers. Add suffix **-PVC** to catalog number.

FS and FD Single Gang and Tandem Cast Hub Device Box Covers

Covers for Ridge Top Boxes.

| | Description | Catalog Number | |
|---|--|----------------|-------------|
| | | Malleable Iron | Aluminum |
| Cast Covers NEMA 3R Wet Locations — Furnished with gasket and stainless steel screws | | | |
|  | Receptacle cover with spring cover. Hole Diameter — 1-7/16" | FSK-1VR | FSK-1VR-A |
|  | For duplex flush receptacle with spring cover | FSK-1VDR | FSK-1VDR-A |
|  | For pilot lamp flush receptacles: | | |
| | Red Jewel | FSK-1J-C | FSK-1-JCA |
| | Opal Jewel | FSK-1JOC | FSK-1JOCA |
| | Amber Jewel | FSK-1JAC | FSK-1JACA |
| | Green Jewel | FSK-1JGC | FSK-1JGCA |
|  | For double push button switches | FSK-1PBS | — |
|  | For external operation of tumbler switches with square handles | FSK-1VTS | FSK-1VTSA |
|  | Operating type for square handle tumbler or toggle switches | FSK-1VS | FSK-1VS-A |
|  | Rocker type for square handle tumbler or toggle flush switches | FSK-1V | FSK-1V-A |
|  | Blank | FSK-1B-C * | FSK-1B-CA |
| Gasket — Replacement | | | |
|  | Neoprene—for use with wet location covers | FS-GKR-1N | FS-GKR-1N |
| Cast Covers Dry Locations — Furnished with stainless steel screws less gasket | | | |
|  | For standard 2 or 3 wire duplex receptacles | FSK-1DR-C | — |
|  | For round flush receptacles Hole Dia. — 1-7/16" | FSK-1R-Z * | — |
|  | For square handle toggle switches | FSK-1TS-C | — |
|  | For square handle toggle switches; Has toggle guard | FSK-1TSG-C * | FSK-1TSG-CA |

* PVC coating available on select covers. Add suffix **-PVC** to catalog number.

FS and FD Single Gang and Tandem Cast Hub Device Box Wiring Capacity and Dimensions

Wiring Capacity

| Hub Size (inches) | Single-Gang FS | Capacity (in ³ /dm ³) | |
|-------------------|----------------|--|--------------------|
| | | Single-Gang FD | Two-Gang Tandem FS |
| 1/2 | 18.00/0.29 | 25.00/0.41 | 40.00/0.66 |
| 3/4 | 18.00/0.29 | 25.00/0.41 | 40.00/0.66 |
| 1 | 18.00/0.29 | 25.00/0.41 | 40.00/0.66 |

Dimensions

FS and FD Single Gang Boxes without lugs



FS Tandem Boxes



FS and FD Single Gang Boxes with lugs



| Hub Size (Inches) | Dimensions in Inches/Millimeters | | | | | | | | | |
|-------------------|----------------------------------|-----------|-----------|-----------|-----------|-----------|-----------|-----------|-----------|-----------|
| | D | | | | | | | | | |
| | A | B | C | "FS" | "FD" | E | F | G | | H |
| 1/2 | 5.88/149.4 | 1.13/28.7 | 0.63/16.0 | 2.00/50.8 | 2.69/68.3 | 1.50/38.1 | 3.50/88.9 | 1.78/45.2 | 2.44/62.0 | 1.69/42.9 |
| 3/4 | 5.88/149.4 | 1.38/35.1 | 0.75/19.1 | 2.00/50.8 | 2.69/68.3 | 2.06/52.3 | 3.50/88.9 | 1.78/45.2 | 2.44/62.0 | 1.50/38.1 |
| 1 | 6.31/160.3 | 1.69/42.9 | 0.94/23.9 | 2.00/50.8 | 2.69/68.3 | 2.06/52.3 | 3.50/88.9 | 1.78/45.2 | 2.44/62.0 | 1.38/35.1 |

Fittings

FITTINGS: CAST DEVICE BOXES

Wet Location Receptacle Covers

Available with NEMA Configuration Receptacles or as Covers Only

Covers also accommodate Toggle Switches.

Applications

- Meet NEC 406.8(B) and CEC receptacle requirements for wet locations: "A receptacle installed outdoors where exposed to weather or in other wet locations shall be in a weatherproof enclosure, the integrity of which is not affected when the receptacle is in use (attachment plug cap inserted)."
- For industrial, commercial or residential use as a general purpose receptacle or for powering portable equipment not exceeding medium duty ratings.
- Mounts on FS or FD device boxes or equivalents, either single gang or multiple gang with single gang openings.

Features

- Provides full protection in damp or wet locations per NEC 406.8(B) and CEC. Gasketed spring door cover closes tightly automatically to protect receptacle from moisture and dirt when not in use. With plug inserted, a heavy-duty gasket in throat of receptacle seals around it to keep out moisture and dirt.
- Receptacle interiors comply with NEMA Standards WD-1 and WD-5.
- Receptacle interiors are specification grade, back and side-wired.
- Single cover units accommodate NEMA configuration receptacles for locking or non-locking blade plugs, or toggle switches. Duplex units accommodate one receptacle and one toggle switch or any combination of the two.
- Covers open all the way, permitting easy plug insertion and withdrawal. Also permits adequate access to cover screws for easy attachment of cover to FS, FD or other device box. Large head cover screws are captivated.
- Unique design of spring door hinge provides smooth action. Duplex units have a separate hinge shaft for each spring door cover to reduce stress on the shafts.
- Spring door cover puts pressure on plug (without tilting plug) to hold plug in best position for providing optimum weatherproof seal.
- Stainless steel hinge springs are completely enclosed — inside and out — for superior resistance against corrosion.
- EPDM gaskets provide superior resistance to the weather, ozone and temperatures between -50 °F/-45.6 °C and 260 °F/126.7 °C.
- Diecast copperfree cover assemblies with epoxy powder coat (electrostatically applied for uniform coverage) to provide protection against corrosion.

Illustrated Features



Typical application with NEMA configuration receptacle and plug, mounted on an FS box. Gasket seals around plug, keeping out moisture and dirt. Spring door closes automatically when plug is withdrawn to protect receptacle.



Duplex Cover on FS Box.



Single Cover on FS Box.

- Positive ground path assured for all exposed metal parts.
- Receptacle interiors grounded through an extra contact in all types. Self-grounded in duplex units.

Standard Materials

- Cover and faceplate: diecast copperfree (4/10 of 1%) aluminum
- Gaskets: ethylene propylene rubber (EPDM)
- Cover and device screws: stainless steel, 6—32 thread
- Hinge springs: stainless steel
- Hinge shaft: nylon
- FSK-SBA adapter: steel plate with closed cell sponged neoprene gasket

Standard Finishes

- Cover and faceplate: epoxy powder coat
- FSK-SBA adapter: zinc electroplate

Certifications and Compliances

- UL Standard: 514A
- UL Listed: E2527
- NEMA Standards: FB-1, OS-1



Spring doors open wide for easy plug insertion and cover assembly (covers shown in open position for illustration only). This view shows gaskets that protect plugs. Gasket on bottom of cover prevents entry of moisture into device box (see gasket description).

Wet Location Receptacle Covers

Available with NEMA Configuration Receptacles or as Covers Only

Covers also accommodate Toggle Switches.

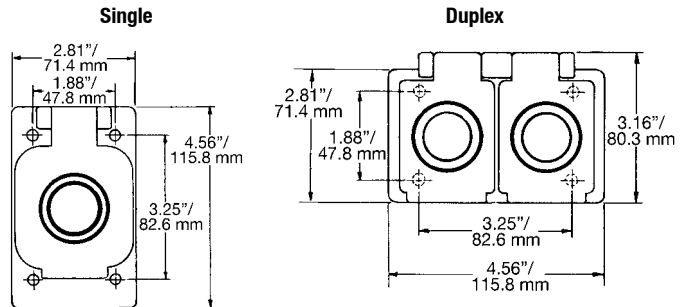
NEMA 3R

| | Amp | Wire/Pole | Volts | NEMA Configuration | Catalog Number | |
|--|-----|-----------|-------|--------------------|------------------|-----------------|
| | | | | | With Receptacle | Cover Only |
| Duplex Cover for Non-Locking Blade Plugs, with 1-3/8" Device Opening | | | | | | |
|  | 15 | 2P, 3W | 125 | 5-15R | FSKD5-15 | FSK-WRD |
| | 15 | 2P, 3W | 250 | 6-15R | FSKD6-15 | FSK-WRD |
| | 20 | 2P, 3W | 125 | 5-20R | FSKD5-20 | FSK-WRD |
| | | | 250 | 6-20R | FSKD6-20 | FSK-WRD |
| Single Cover for Non-Locking and Locking Blade Plugs, with 1-3/8" Device Opening | | | | | | |
|  | 15 | 2P, 3W | 125 | 5-15R | FSKJ5-15 | FSK-WR1 |
| | 15 | 2P, 3W | 250 | 6-15R | FSKJ6-15 | FSK-WR1 |
| | 20 | 2P, 3W | 125 | 5-20R | FSKJ5-20 | FSK-WR1 |
| | 20 | 2P, 3W | 250 | 6-20R | FSKJ6-20 | FSK-WR1 |
| | 15 | 2P, 3W | 125 | L5-15R | FSKJL5-15 | FSK-WR1 |
| | 15 | 2P, 3W | 250 | L6-15R | FSKJL6-15 | FSK-WR1 |
| | 15 | 2P, 3W | 277 | L7-15R | FSKJL7-15 | FSK-WR1 |
| Single Cover for Locking Blade Plugs, with 1-19/32" Device Opening | | | | | | |
| Accommodates NEMA configuration receptacles with 1-19/32" device opening. | | | | | — | FSK-WR2 |
| Single Cover for GFI — Meets NEMA 3R Wet Location in Closed Position Only | | | | | | |
| GFI Cover Only | | | | | — | FSK-WGF1 |
| Single Cover for Toggle Switches (1-19/32" opening) | | | | | | |
| Accommodates Toggle Switch. Furnished with Toggle Switch Plate to provide protection from exposed terminal wires of Toggle Switch. | | | | | — | FSK-WT2 |
| Adapter/Gasket | | | | | | |
| For mounting Receptacle Cover on Switch Boxes (not required on FS/FD Boxes) | | | | | | FSK-SBA |

Dimensions in Inches/Millimeters



Receptacle Cover mounted on Switch Box with FSK-SBA Adapter/Gasket



NOTE: All receptacle covers have an overall height of 1.16 in/29.5 mm.

* Covers shown in open position for illustration only. Spring door closes automatically when plug is withdrawn.

FITTINGS: CAST DEVICE BOXES

Fittings

FS and FD Two Gang Cast Device Boxes

UNILETS® for use with Threaded Rigid Metal Conduit and IMC. Furnished with Internal Ground Screw.

FS Box (Shallow) 2.00" deep, FD Box (Deep) 2.69" deep

| | Type | Depth | Hub Size (Inches) | Catalog Number | |
|---|------|----------------|-------------------|--------------------------|--------------------|
| | | | | Malleable Iron Ridge Top | Aluminum Ridge Top |
|  | FS | Shallow | 1/2 | FS-2-50 | FS-2-50-A |
| | | | 3/4 | FS-2-75 | FS-2-75-A |
| | | | 1 | FS-2-100 | — |
| | FD | Deep | 1/2 | FD-2-50 | — |
| | | | 3/4 | FD-2-75 | FD-2-75-A |
| | | | 1 | FD-2-100 | — |
|  | FSC | Shallow | 1/2 | FSC-2-50 | — |
| | | | 3/4 | FSC-2-75 | — |
| | | | 1 | FSC-2-100 | — |
| | FDC | Deep | 1/2 | FDC-2-50 | — |
| | | | 3/4 | FDC-2-75 | FDC-2-75-A |
| | | | 1 | FDC-2-100 | — |
|  | FSS | Shallow | 1/2 | FSS-2-50 | — |
| | | | 3/4 | FSS-2-75 | FSS-2-75-A |
| | | | 1 | FSS-2-100 | — |
| | FDS | Deep | 3/4 | FDS-2-75 | — |
| | | | | | — |
| | | | | | — |
|  | FSD | Shallow † | 1/2-3/4 | FSD-2-75 | — |
|  | FS | 1" Extension * | — | FS-2EXT | — |

† Largest hub at bottom in illustration.

* Extension does not have a ground screw.

FS and FD Two Gang Cast Hub Device Box Covers for Ridge Top Boxes

| | Description | Catalog Number | |
|---|---|-----------------------|-------------------|
| | | Steel | Aluminum |
| Stamped Steel and Aluminum Covers — With stainless steel screws, less gasket | | | |
|  | For square handle tumbler or toggle flush switches | FSK-2TS | FSK-2TS-A |
|  | For two round receptacles. Mounts on device. Hole Dia. – 1-13/32" | FSK-2R-Q | — |
|  | For two round receptacles. Mounts directly on box. Hole Dia. – 1-13/32" | FSK-2R-W | — |
|  | For round flush receptacles, with lift cover. Mounts on device. Hole Dia. – 1-13/32" | FSK-2R-T | — |
|  | For duplex flush receptacles | FSK-2DR | FSK-2DR-A |
|  | For tumbler flush switch and duplex flush receptacles | FSK-2RS-K | — |
|  | For round flush receptacle and duplex receptacles Hole Dia. – 1-13/32" | FSK-2R-L | — |
|  | For round receptacles. Hole Dia. – 2-15/32 | FSK-2R-M | — |
|  | Blank Cover | FSK-2B | FSK-2B-A |
| | | Malleable Iron | Aluminum |
| Cast Covers — Weatherproof — With gasket and stainless steel screws | | | |
|  | For external operation of tumbler switches with square handles | FSK-2VTS | FSK-2VTS-A |
|  | Blank Cover | FSK-2B-CM | FSK-2B-CA |
|  | Gasket — Replacement Neoprene — for use with 2-gang cast covers above | FS-GKR-2N | — |

Fittings

FITTINGS: CAST DEVICE BOXES

FS and FD Two Gang and Cast Hub Device Box Wiring Capacity and Dimensions

Wiring Capacity

| Hub Size (inches) | Capacity (in ³ /dm ³) | |
|-------------------|--|------------|
| | FS | FD |
| 1/2 | 32.00/0.52 | 45.00/0.74 |
| 3/4 | 32.00/0.52 | 45.00/0.74 |
| 1 | 32.00/0.52 | 45.00/0.74 |

Dimensions



| Hub Size (inches) | Dimensions in Inches/Millimeters | | | | | | | |
|-------------------|----------------------------------|-----------|-----------|-----------|-----------|-----------|-----------|-----------|
| | A | B | C | D | | E | F | |
| | | | | "FS" | "FD" | | "FS" | "FD" |
| 1/2 | 5.88/149.4 | 1.13/28.7 | 0.63/16.0 | 2.00/50.8 | 2.69/68.3 | 1.88/47.8 | 1.78/45.2 | 2.44/62.0 |
| 3/4 | 5.88/149.4 | 1.38/35.1 | 0.75/19.1 | 2.00/50.8 | 2.69/68.3 | 1.88/47.8 | 1.78/45.2 | 2.44/62.0 |
| 1 | 6.31/160.3 | 1.69/42.9 | 0.94/23.9 | 2.00/50.8 | 2.69/68.3 | 2.06/52.3 | 1.78/45.2 | 2.44/62.0 |

Fittings

FITTINGS: CAST DEVICE BOXES

FS Three Gang Cast Device Boxes and Stamped and Cast Covers for Ridge Top Boxes

UNILETS® for use with Threaded Rigid Metal Conduit and IMC. Furnished with Internal Ground Screw.

Three Gang Cast Device Boxes

| | Type | Depth | Hub Size (Inches) | Catalog Number Malleable Iron Ridge Top |
|---|------|---------|-------------------|--|
|  | FS | Shallow | 3/4 | FS-3-75 |
| | | | 1 | FS-3-100 |
|  | FSS | Shallow | 3/4 | FSS-3-75 |

Cast Device Covers

| | Description | Catalog Number |
|---|--|----------------|
| Stamped Steel Covers – Furnished with stainless steel screws, less gasket | | |
|  | For square handle tumbler or toggle flush switches | FSK-3TS |
|  | Blank Cover | FSK-3B |
| Malleable Iron Cast Covers – Weatherproof – Furnished with gasket and stainless steel screws | | |
|  | Blank Cast Cover | FSK-3B-CM |
| Gasket – Replacement | | |
|  | Neoprene – for use with 3-gang covers above | FS-GKR-3N |

Fittings

FITTINGS: CAST DEVICE BOXES

FS Three Gang Cast Device Box Wiring Capacity and Dimensions

Wiring Capacity

| Hub Size (inches) | Capacity (in ³ /dm ³) FS |
|-------------------|---|
| 1/2 | 40.00/0.66 |
| 3/4 | 40.00/0.66 |
| 1 | 40.00/0.66 |

Dimensions in Inches/Millimeters



| Hub Size (inches) | Dimensions in Inches/Millimeters | | | | | |
|-------------------|----------------------------------|-----------|-----------|-----------|-----------|-----------|
| | A | B | C | D | E | F |
| 1/2 | 5.88/149.4 | 1.13/28.7 | 0.63/16.0 | 2.00/50.8 | 1.88/47.8 | 1.78/45.2 |
| 3/4 | 5.88/149.4 | 1.38/35.1 | 0.75/19.1 | 2.00/50.8 | 1.88/47.8 | 1.78/45.2 |
| 1 | 6.31/190.3 | 1.69/42.9 | 0.94/23.9 | 2.00/50.8 | 2.13/54.1 | 1.78/45.2 |

Fittings

FITTINGS: CAST DEVICE BOXES