

## FEATURES & SPECIFICATIONS

### INTENDED USE

Provides general illumination in commercial and residential applications. Ideal for use in closets, hallways, pantries, corridors, utility areas and more.

### CONSTRUCTION

Features a white acrylic diffuser with either a pull chain or passive infrared (PIR) sensor for easy on/off operation. The PIR sensor activates when motion is detected. After 30 seconds of no motion, the fixture automatically turns off. Pull chain option is supplied with an optional 31" pull string.

### OPTICS

The FMMCL produces 575 lumens (7"), 925 lumens (18"), and 1,225 lumens (24") at 50,000 hours life (see chart below).

### ELECTRICAL

Fixture operates at 120 volts, 60 Hz. Standard input wattage noted in chart below. Minimum starting temperature Zero degrees.

### INSTALLATION

Easily installs in minutes and can be mounted to walls or ceilings. All mounting hardware included for mounting to a standard round, octagon, or horizontal rectangle junction box. 4 1/4" x 4 1/2" mounting plate supplied with 18" and 24" models can be rotated to accommodate vertical junction boxes. Suitable for use within closet storage spaces when installed per NEC requirements.

### LISTINGS

UL Certified to US and Canadian standards and listed suitable for damp locations. ENERGY STAR® certified product.

### WARRANTY

5-year limited warranty. This is the only warranty provided and no other statements in this specification sheet create any warranty of any kind. All other express and implied warranties are disclaimed. Complete warranty terms located at:

[www.acuitybrands.com/support/customer-support/terms-and-conditions](http://www.acuitybrands.com/support/customer-support/terms-and-conditions)

**NOTE:** Actual performance may differ as a result of end-user environment and application.

All values are design or typical values, measured under laboratory conditions at 25 °C.

Specifications subject to change without notice.

	Lumens	Wattage	LPW
<b>7"</b>	575	10.4	55
<b>18"</b>	925	14	66
<b>24"</b>	1,225	17	72

Catalog Number
Notes
Type

Decorative Indoor

# LED Closet Light Flush Mount



HIGH-PERFORMANCE LED



### Specifications

	7"	18"	24"
Height:	4-1/4 (10.8)	3-1/4 (8.2)*	3-1/4 (8.2)*
Width:	6-5/8 (16.8)	17-6/8 (45)	23-5/8 (60)
Depth:	1-5/8 (4.1)	1-3/8 (3.6)	1-3/8 (3.6)
Weight:	.88 lb (.4 kg)	1 lb (.5 kg)	1.5 lb (.7 kg)

All dimensions are inches (centimeters) unless otherwise indicated.

\*Mounting plate extends height to 4 1/4"

### ORDERING INFORMATION

For shortest lead times, configure product using **bolded options**.

**Example:** FMMCL 840 S1

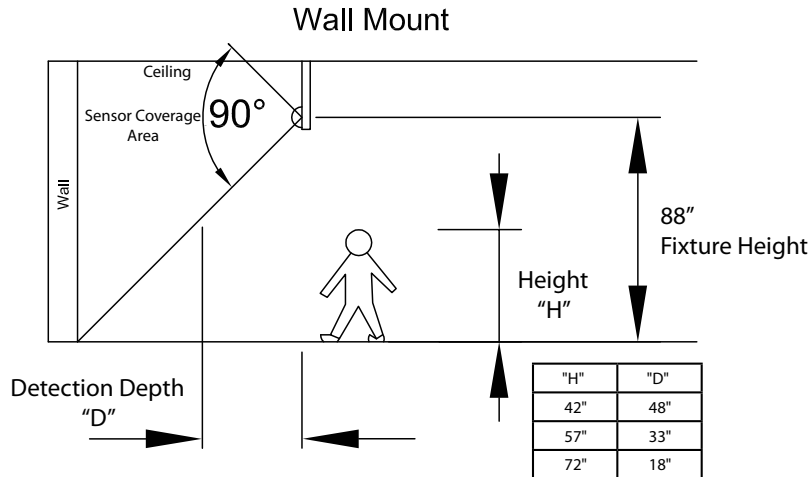
Series <sup>1</sup>	Width	CRI/Color Temperature	Controls
<b>FMMCL</b> LED closet light	<b>(blank)</b> 7" <b>18</b> 18" <b>24</b> 24"	<b>840</b> 85 CRI, 4000K	<b>S1</b> Pull chain <b>PIR</b> Passive infrared sensor

### Notes

1 Use with non-dimmable switches only.

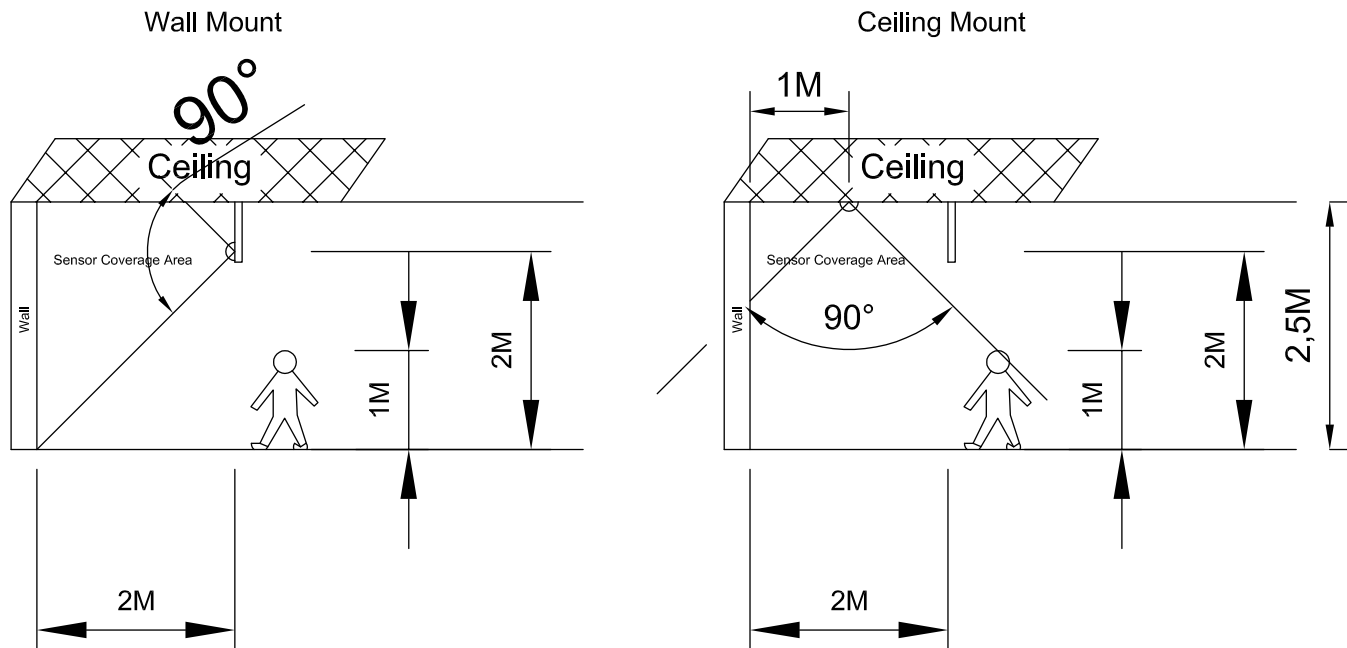
# LED Closet Light

## DIAGRAMS



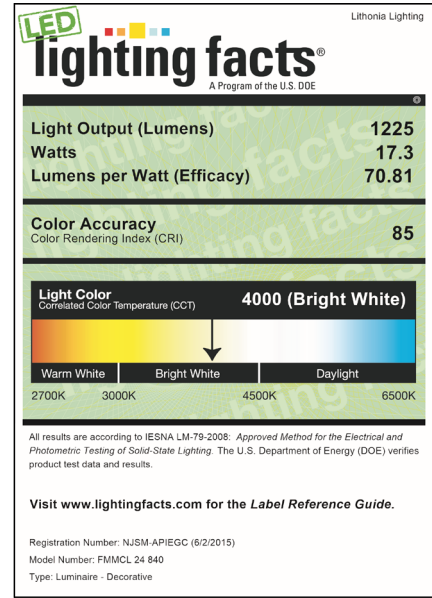
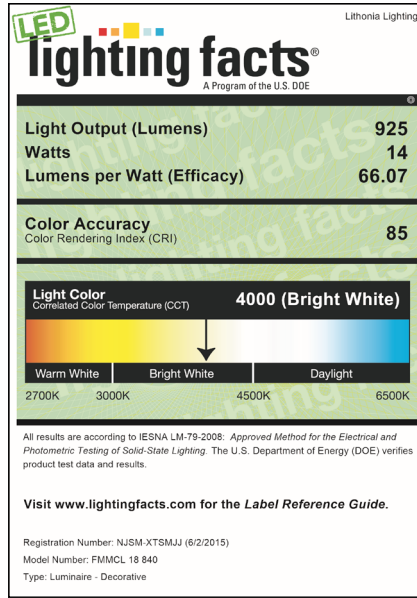
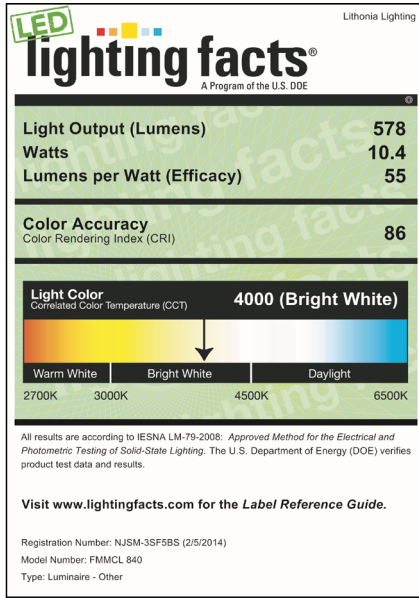
When wall mounted (such as above entry door), motion detection ("D") will be affected by height of person ("H"), and depth of room.

### LED CLOSET LIGHT SENSOR COVERAGE



# LED Closet Light

## LIGHTING FACTS



## PHOTOMETRICS

Full photometric data report available within 2 weeks from request. Consult factory.