

FloorPort Activation Covers for power, communication, and A/V.

## Redesigned Service Fittings Supply the Versatile Workstation

FloorPort Service Fittings for Resource RFB® Series Floor Boxes, Walkercell® Cellular Raceway, and Walkerdeck Systems provide flexibility in recessed and furniture feed applications. The enhanced design also increases the ease of use and color options while continuing to exceed UL scrub water requirements.

These covers are ideal for use in a wide variety of applications including educational facilities, airports, and commercial and institutional office buildings. The covers are UL Listed to U.S. and Canadian safety standards and are fire classified for use on Walkerdeck Systems and Cellular Decking Systems in accordance with Floor-Ceiling Design Numbers D739, D832, and D858. Consult the factory for specific fire classified designs.

### Features & Benefits

- **Full sized self-closing recessed handle.** Handle design provides ease of opening yet remains out of the way when cover is closed.
- **Hinge and latch with enhanced durability.** Hinge enables covers to open a full 180° to lie flat on the floor for easy access to all compartments.
- **Flanged and flangeless styles.** Flanged version is used on carpeted floors to prevent fraying of carpet. Flangeless covers are used in tile applications where the cover will be exposed to heavy loads, offering the right style for the right application.
- **Furniture feed options.** Available with 1" trade size screw plug and one combination 1 1/4" and 2" trade size screw plug. Provides large capacity for feeding both power and communication cabling.
- **Versatile application for use on both RFB Floor Boxes and Walkercell® Cellular Raceway Systems.** Accommodates areas requiring both high and low concentration of floor outlets, so designers can attain a coordinated look.
- **All metal construction.** All components are die-cast aluminum to provide high durability and load capacity.
- **Two large egress openings.** In addition to accommodating additional space required for cable egress, positive stops on egress blocks in open (up) position provide added protection to cables.
- **Expanded color options.** Now available in durable powder coat painted nickel, bronze, brass, grey, and black, as well as a brushed aluminum finish which provides more aesthetic alternatives.
- **Buy America Act/NAFTA version.** FloorPort Series Service Fittings are now available in a version that complies with the Buy America Act and NAFTA requirements.
- **TopGuard Protection.** An integral design which keeps out water, dirt, and debris from both the power and communication compartments eliminates the need to install additional gasketing.
- **Datacom connectivity options.** Accepts industry standard and proprietary devices from a wide range of manufacturers to provide a seamless and aesthetically pleasing interface for voice, data, audio, and video applications at the point of use.

### Vertical Markets

- Commercial
- Education
- Retail



Download this product's PEP ecopasport® environmental product declaration at [www.legrand.us/resources-and-downloads](http://www.legrand.us/resources-and-downloads). This declaration conforms with ISO 14025 and 14040 and is in alignment with EN 15804.

### Compliance



cULus Listed, Metallic Outlet Boxes: File E2961, Guide QCIT.

cULus Listed, Outlet Boxes & Fittings Classified for Fire Resistance: File R8209, Guide CEYY.

Meets Articles 341.40, 341.41 & 374 of NEC

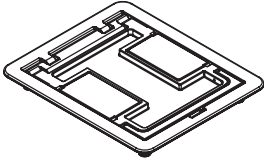
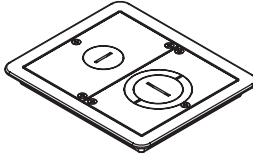
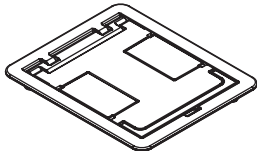


Protection from water, dirt, and debris.

## FloorPort Part Number Configurator

<u>FP</u>	<u>B</u>		<u>TC</u>		<u>NK</u>	
FloorPort Cover	Blank Top	B	Tile (Flangeless)	T	Nickel	NK
	Cutout Top	C	Tile/Carpet (Flanged)	TC	Brass	BS
	Furniture Feed	FF			Black	BK
					Bronze	BZ
					Gray	GY
					Brushed Aluminum	AL

## FloorPort Series Flanged Cover Assemblies Ordering Information

Catalog No./Item	Description/Specifications	Catalog No./Item	Description/Specifications
<b>FPCTCBK</b> <b>FPCTCBZ</b> <b>FPCTCBS</b> <b>FPCTCNK</b> <b>FPCTCAL</b> <b>FPCTCGY</b>	<p><b>Cutout Cover Assembly –</b> Flanged cover for use in tile or carpet installation. Die-cast aluminum assembly available in black (BK), bronze (BZ), brass (BS), nickel (NK), gray (GY), or brushed aluminum (AL). Insert in lid allows for carpet or tile cutouts to match finished floor.</p> <p><b>Country of Origin: India</b></p>	<b>FPFFTCBK</b> <b>FPFFTCBZ</b> <b>FPFFTCBS</b> <b>FPFFTCNK</b> <b>FPFFTCAL</b> <b>FPFFTCGY</b>	<p><b>Furniture Feed Cover Assembly –</b> Flanged cover for use in tile or carpet installation. Die-cast aluminum assembly available in black (BK), bronze (BZ), brass (BS), nickel (NK), gray (GY), or brushed aluminum (AL). Provided with one 1" trade size screw plug for power or communication type cabling and one combination 1 1/4" and 2" trade size screw plug for communication type cabling. Allows for feeding both power and communication cabling.</p> <p><b>Country of Origin: China</b></p>
			
<b>FPBTCBK</b> <b>FPBTCBZ</b> <b>FPBTCBS</b> <b>FPBTCNK</b> <b>FPBTCAL</b> <b>FPBTCGY</b>	<p><b>Blank Cover Assembly –</b> Flanged cover for use in tile or carpet installation. Die-cast aluminum assembly available in black (BK), bronze (BZ), brass (BS), nickel (NK), gray (GY), or brushed aluminum (AL). Lid area is flush with the finished floor, no cutouts provided.</p> <p><b>Country of Origin: India</b></p>		
			

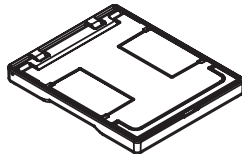
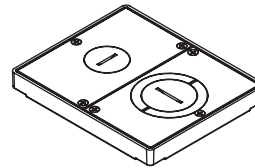
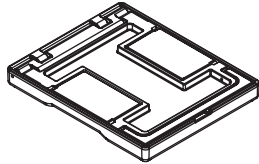
LOAD CAPACITIES FOR FLOORPORT COVER ASSEMBLIES	
CATALOG NUMBERS	MAXIMUM LOAD IN POUNDS
FPCTC	1000
FPBTC	750
FPFFTC	1000
FPCT	1000
FPBT	750
FPFFT	1000

**NOTE:** Load applied through a 2" (51mm) mandrel in center of service fitting. Loads above are static loads only and do not pertain to rolling loads.

**NOTE:** Pricing varies depending on country of origin. Consult your local sales representative for more information.

## FloorPort Series Flangeless Cover Assemblies Ordering Information

Catalog No./Item	Description/Specifications	Catalog No./Item	Description/Specifications
<b>FPCTBK</b> <b>FPCTBZ</b> <b>FPCTBS</b> <b>FPCTNK</b> <b>FPCTAL</b> <b>FPCTGY</b>	<p><b>Cutout Cover Assembly –</b> Flangeless cover for use in tile installations. Die-cast aluminum assembly available in black (BK), bronze (BZ), brass (BS), nickel (NK), gray (GY), or brushed aluminum (AL). Insert in lid allows for tile cutouts to match finished floor.</p> <p><b>Country of Origin: India</b></p>	<b>FPFFTBK</b> <b>FPFFTBZ</b> <b>FPFFTBBS</b> <b>FPFFTNK</b> <b>FPFFTAL</b> <b>FPFFTGY</b>	<p><b>Furniture Feed Cover Assembly –</b> Flangeless cover for use in tile installations. Die-cast aluminum assembly available in black (BK), bronze (BZ), brass (BS), nickel (NK), gray (GY), or brushed aluminum (AL). Provided with one 1" trade size screw plug for power or communication type cabling and one combination 1 1/4" and 2" trade size screw plug for communication type cabling. Allows for feeding both power and communication cabling.</p> <p><b>Country of Origin: China</b></p>
<b>FPBTBK</b> <b>FPBTBZ</b> <b>FPBTBS</b> <b>FPBTNK</b> <b>FPBTAL</b> <b>FPBTGY</b>	<p><b>Blank Cover Assembly –</b> Flangeless cover for use in tile installations. Die-cast aluminum assembly available in black (BK), bronze (BZ), brass (BS), nickel (NK), gray (GY), or brushed aluminum (AL). Lid area is flush with the finished floor, no cutouts provided.</p> <p><b>Country of Origin: India</b></p>		



LOAD CAPACITIES FOR FLOORPORT COVER ASSEMBLIES	
CATALOG NUMBERS	MAXIMUM LOAD IN POUNDS
FPCTC	1000
FPBTC	750
FPFFTC	1000
FPCT	1000
FPBT	750
FPFFT	1000

**NOTE:** Load applied through a 2" (51mm) mandrel in center of service fitting. Loads above are static loads only and do not pertain to rolling loads.

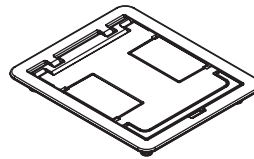
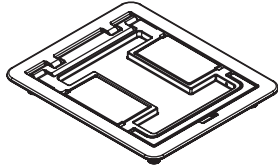
**NOTE:** Pricing varies depending on country of origin. Consult your local sales representative for more information.

### North American Made FloorPort Part Number Configurator

<u>FP</u>	<u>B</u>	<u>TC</u>	<u>NK</u>	<u>NA</u>
FloorPort Cover	Blank Top Cutout Top	B C Tile/Carpet (Flanged) TC	Nickel Brass Black Bronze Gray	NK BS BK BZ GY North American Made NA

### North American Made FloorPort Series Flanged Cover Assemblies Ordering Information

Catalog No./Item	Description/Specifications	Catalog No./Item	Description/Specifications
<b>FPCTCBK-NA</b> <b>FPCTCBZ-NA</b> <b>FPCTCBS-NA</b> <b>FPCTCNK-NA</b> <b>FPCTCGY-NA</b>	<b>Cutout Cover Assembly</b> – Flanged cover for use in tile or carpet installation. Die-cast aluminum assembly available in black (BK), bronze (BZ), brass (BS), nickel (NK), or gray (GY). Insert in lid allows for carpet or tile cutouts to match finished floor.  <b>Country of Origin: USA</b>	<b>FPBTCBK-NA</b> <b>FPBTCBZ-NA</b> <b>FPBTCBS-NA</b> <b>FPBTCNK-NA</b> <b>FPBTCGY-NA</b>	<b>Blank Cover Assembly</b> – Flanged cover for use in tile or carpet installation. Die-cast aluminum assembly available in black (BK), bronze (BZ), brass (BS), nickel (NK), or gray (GY). Lid area is flush with the finished floor, no cutouts provided.  <b>Country of Origin: USA</b>

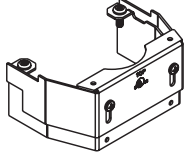
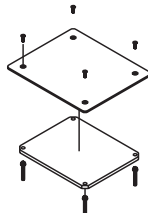
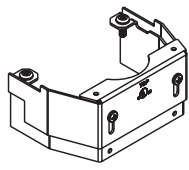
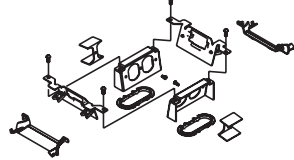
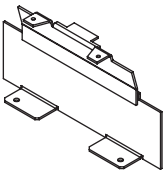
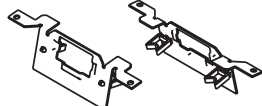
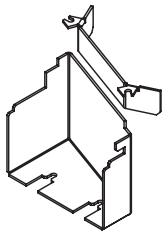
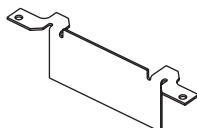
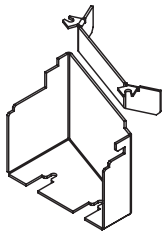
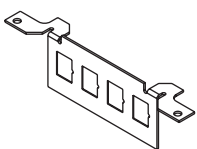
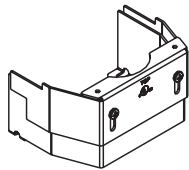
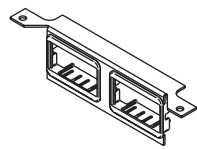
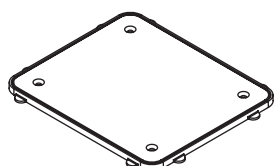


LOAD CAPACITIES FOR FLOORPORT COVER ASSEMBLIES	
CATALOG NUMBERS	MAXIMUM LOAD IN POUNDS
FPCTC	1000
FPBTC	750
FPFFTC	1000
FPCT	1000
FPBT	750
FPFFT	1000

**NOTE:** Load applied through a 2" (51mm) mandrel in center of service fitting. Loads above are static loads only and do not pertain to rolling loads.

**NOTE:** Pricing varies depending on country of origin. Consult your local sales representative for more information.

**FloorPort Series Cover Assemblies Accessories Ordering Information**

Catalog No./Item	Description/Specifications	Catalog No./Item	Description/Specifications
<b>PKKIT</b> 	<p><b>Barrier Kit</b> – Used to separate power and communication wires in partition feed covers. Supplied with base and three extensions to adjust to cover height. Kit should be used on PK Presets (Walkercell, Walkerdeck). Kits are sold separately.</p> <p><b>Country of Origin: USA</b></p>	<b>S3AXBP</b> 	<p><b>Blanking Plate</b> – Aluminum top plate with steel support plate and four (4) adjusting screws.</p> <p><b>Country of Origin: USA</b></p>
<b>RFBKIT</b> 	<p><b>Barrier Kit</b> – Barrier kit used to separate power and communication wires in partition feed covers. Supplied with base and three extensions to adjust to cover height. Kit should be used on RFB2, RFB2-OG, RFB2-SS, RFB4 and RFB4-SS Floor Boxes. Kits are sold separately.</p> <p><b>Country of Origin: USA</b></p>	<b>WPACR-1G</b> 	<p><b>Internal Bracket</b> – Two duplex receptacle brackets, receptacle insulators, power grommets, and bend radius control grommets. Communication brackets ordered separately.</p> <p><b>Country of Origin: USA</b></p>
<b>RFB6KIT</b> 	<p><b>Barrier Kit</b> – Barrier kit used to separate power and communication wires in partition feed covers. FloorPort Partition Feed Covers sold separately.</p> <p><b>Country of Origin: USA</b></p>	<b>DTB-2-2A</b> 	<p><b>Communication Bracket</b> – Plastic clips on back of bracket provide cable storage loop. For use with WPACR. Activate 2A jacks snap directly into bracket.</p> <p><b>Country of Origin: USA</b></p>
<b>RFB4EKIT</b> 	<p><b>Barrier Kit</b> – Barrier kit used to separate power and communication services in combination with a 6CFFTC Furniture Feed Cover. (sold separately).</p> <p><b>Country of Origin: USA</b></p> <p><b>NOTE:</b> For use with RFB6 Series Floor Boxes only.</p>	<b>DTB-2-B</b> 	<p><b>Communication Bracket</b> – Blank bracket for customization in field. For use with WPACR. Wiremold Open System inserts sold separately.</p> <p><b>Country of Origin: USA</b></p>
<b>RFB4EKIT</b> 	<p><b>Barrier Kit</b> – Barrier kit used to separate power and communication services in combination with a 6CFFTC Furniture Feed Cover. (sold separately).</p> <p><b>Country of Origin: USA</b></p> <p><b>NOTE:</b> For use with RFB6 Series Floor Boxes only.</p>	<b>DTB-2-4TKO</b> 	<p><b>Communication Bracket</b> – Four knockouts for RJ style jacks. For use with WPACR. Wiremold Open System inserts sold separately.</p> <p><b>Country of Origin: USA</b></p>
<b>RFBCKIT</b> 	<p><b>Barrier Kit</b> – Used with RFB4-CI Floor Boxes. Kits are sold separately.</p> <p><b>Country of Origin: USA</b></p>	<b>DTB-2-2AB</b> <b>DTB-2-2RT</b> 	<p><b>Communication Bracket</b> – Bracket for Activate (DTB-2-2AB) or Ortronics® (DTB-2-2RT) devices. Ortronics® and Activate adapters included.</p> <p><b>Country of Origin: USA</b></p>
<b>FP-CTR</b> 	<p><b>Bare Concrete &amp; Terrazzo Ring</b> – Nonmetallic ring for use on bare polished concrete and terrazzo floor applications.</p> <p><b>Country of Origin: USA</b></p>		

## FloorPort Activation Accessories for Use with Walkercell and Walkerdeck Systems

Catalog No./Item	Description/Specifications
<p><b>WPACR-1G (Shown)</b></p> <p><b>WPACR-2G</b></p> <p><b>WPACR-3G</b></p>	<p><b>Internal Bracket</b> – Two duplex receptacle brackets, receptacle insulators, power grommets, and bend radius control grommets. For use with recessed activations. Communication brackets ordered separately. See previous page. <b>Country of Origin: USA</b></p> <p><b>Internal Bracket</b> – Two 15A, 120V duplex receptacles, two duplex receptacle brackets, receptacle insulators, power grommets, and bend radius control grommets. For use with recessed activations. Communication brackets ordered separately. See previous page. <b>Country of Origin: USA</b></p> <p><b>Internal Bracket</b> – Two 20A, 120V duplex receptacles, two duplex receptacle brackets, receptacle insulators, power grommets, and bend radius control grommets. For use with recessed activations. Communication brackets ordered separately. See previous page. <b>Country of Origin: USA</b></p>

## Bend Radius Control Grommets

Catalog No./Item	Description/Specifications
<p><b>PKGRBR</b></p>	<p><b>PK Preset Grommet</b> – Bend radius control grommet used with PK preset. Maintains 1 1/4" (32mm) minimum cable lay-in radius. <b>Country of Origin: USA</b></p> <p><b>NOTE:</b> Not for use with communication brackets DTB-2-2AB or DTB-2-2RT.</p>

### FloorPort Bracket Compatibility

Fittings intended for a cellular raceway system must have a minimum of 2 1/2" (64 mm) of concrete topping over the top of the deck. A typical UL Fire Classified floor activation will consist of the following components:

#### PK Series Preset Inserts

"()" Maximum Quantity of Units Allowed Inside of Preset Insert

COVER ASSEMBLY	ACTIVATION ASSEMBLY	BARRIER ASSEMBLY	COMMUNICATION BRACKET
FPBTC FPCTC FPBT FPCT	(1) WPACR	—	(2) DTB-2
FPPFTC FPPFT		(1) PKKIT	(1) DTB-2FP

**NOTE: All brand and product names referenced in this document are registered trademarks or trademarks of their respective holders.**

 **NOTE:** The paper used to print this document is an environmentally responsible paper with 10% post consumer waste, with FSC and SFI Chain of Custody certifications, Lacey Act compliant. 100% of the electricity used to manufacture Flo sheets is generated with Green-e certified renewable energy.




**Legrand, North America**  
60 Woodlawn Street  
West Hartford, CT 06110  
1.877.BY.LEGRAND (295.3472)  
[www.legrand.us](http://www.legrand.us)

**Canada**  
905.738.9195  
[www.legrand.ca](http://www.legrand.ca)

FOLLOW US







FloorPort Activation Covers for power, communication, and A/V.

## Redesigned Service Fittings Supply the Versatile Workstation

FloorPort Service Fittings for Resource RFB® Series Floor Boxes, Walkercell® Cellular Raceway, and Walkerdeck Systems provide flexibility in recessed and furniture feed applications. The enhanced design also increases the ease of use and color options while continuing to exceed UL scrub water requirements.

These covers are ideal for use in a wide variety of applications including educational facilities, airports, and commercial and institutional office buildings. The covers are UL Listed to U.S. and Canadian safety standards and are fire classified for use on Walkerdeck Systems and Cellular Decking Systems in accordance with Floor-Ceiling Design Numbers D739, D832, and D858. Consult the factory for specific fire classified designs.

### Features & Benefits

- **Full sized self-closing recessed handle.** Handle design provides ease of opening yet remains out of the way when cover is closed.
- **Hinge and latch with enhanced durability.** Hinge enables covers to open a full 180° to lie flat on the floor for easy access to all compartments.
- **Flanged and flangeless styles.** Flanged version is used on carpeted floors to prevent fraying of carpet. Flangeless covers are used in tile applications where the cover will be exposed to heavy loads, offering the right style for the right application.
- **Furniture feed options.** Available with 1" trade size screw plug and one combination 1 1/4" and 2" trade size screw plug. Provides large capacity for feeding both power and communication cabling.
- **Versatile application for use on both RFB Floor Boxes and Walkercell® Cellular Raceway Systems.** Accommodates areas requiring both high and low concentration of floor outlets, so designers can attain a coordinated look.
- **All metal construction.** All components are die-cast aluminum to provide high durability and load capacity.
- **Two large egress openings.** In addition to accommodating additional space required for cable egress, positive stops on egress blocks in open (up) position provide added protection to cables.
- **Expanded color options.** Now available in durable powder coat painted nickel, bronze, brass, grey, and black, as well as a brushed aluminum finish which provides more aesthetic alternatives.
- **Buy America Act/NAFTA version.** FloorPort Series Service Fittings are now available in a version that complies with the Buy America Act and NAFTA requirements.
- **TopGuard Protection.** An integral design which keeps out water, dirt, and debris from both the power and communication compartments eliminates the need to install additional gasketing.
- **Datacom connectivity options.** Accepts industry standard and proprietary devices from a wide range of manufacturers to provide a seamless and aesthetically pleasing interface for voice, data, audio, and video applications at the point of use.

### Vertical Markets

- Commercial
- Education
- Retail



Download this product's PEP ecopasport® environmental product declaration at [www.legrand.us/resources-and-downloads](http://www.legrand.us/resources-and-downloads). This declaration conforms with ISO 14025 and 14040 and is in alignment with EN 15804.

### Compliance



cULus Listed, Metallic Outlet Boxes: File E2961, Guide QCIT.

cULus Listed, Outlet Boxes & Fittings Classified for Fire Resistance: File R8209, Guide CEYY.

Meets Articles 341.40, 341.41 & 374 of NEC






Protection from water, dirt, and debris.

## FloorPort Part Number Configurator

<u>FP</u>	<u>B</u>		<u>TC</u>		<u>NK</u>	
FloorPort Cover	Blank Top	B	Tile (Flangeless)	T	Nickel	NK
	Cutout Top	C	Tile/Carpet (Flanged)	TC	Brass	BS
	Furniture Feed	FF			Black	BK
					Bronze	BZ
					Gray	GY
					Brushed Aluminum	AL

## FloorPort Series Flanged Cover Assemblies Ordering Information

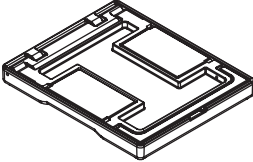
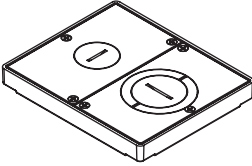
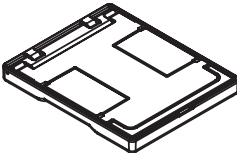
Catalog No./Item	Description/Specifications	Catalog No./Item	Description/Specifications
<b>FPCTCBK</b> <b>FPCTCBZ</b> <b>FPCTCBS</b> <b>FPCTCNK</b> <b>FPCTCAL</b> <b>FPCTCGY</b>	<p><b>Cutout Cover Assembly –</b> Flanged cover for use in tile or carpet installation. Die-cast aluminum assembly available in black (BK), bronze (BZ), brass (BS), nickel (NK), gray (GY), or brushed aluminum (AL). Insert in lid allows for carpet or tile cutouts to match finished floor.</p> <p><b>Country of Origin: India</b></p>	<b>FPFFTCBK</b> <b>FPFFTCBZ</b> <b>FPFFTCBS</b> <b>FPFFTCNK</b> <b>FPFFTCAL</b> <b>FPFFTCGY</b>	<p><b>Furniture Feed Cover Assembly –</b> Flanged cover for use in tile or carpet installation. Die-cast aluminum assembly available in black (BK), bronze (BZ), brass (BS), nickel (NK), gray (GY), or brushed aluminum (AL). Provided with one 1" trade size screw plug for power or communication type cabling and one combination 1 1/4" and 2" trade size screw plug for communication type cabling. Allows for feeding both power and communication cabling.</p> <p><b>Country of Origin: China</b></p>
	<b>FPBTCBK</b> <b>FPBTCBZ</b> <b>FPBTCBS</b> <b>FPBTCNK</b> <b>FPBTCAL</b> <b>FPBTCGY</b>		<p><b>Blank Cover Assembly –</b> Flanged cover for use in tile or carpet installation. Die-cast aluminum assembly available in black (BK), bronze (BZ), brass (BS), nickel (NK), gray (GY), or brushed aluminum (AL). Lid area is flush with the finished floor, no cutouts provided.</p> <p><b>Country of Origin: India</b></p>
			

LOAD CAPACITIES FOR FLOORPORT COVER ASSEMBLIES	
CATALOG NUMBERS	MAXIMUM LOAD IN POUNDS
FPCTC	1000
FPBTC	750
FPFFTC	1000
FPCT	1000
FPBT	750
FPFFT	1000

**NOTE:** Load applied through a 2" (51mm) mandrel in center of service fitting. Loads above are static loads only and do not pertain to rolling loads.

**NOTE:** Pricing varies depending on country of origin. Consult your local sales representative for more information.

## FloorPort Series Flangeless Cover Assemblies Ordering Information

Catalog No./Item	Description/Specifications	Catalog No./Item	Description/Specifications		
<b>FPCTBK</b> <b>FPCTBZ</b> <b>FPCTBS</b> <b>FPCTNK</b> <b>FPCTAL</b> <b>FPCTGY</b>	<p><b>Cutout Cover Assembly –</b> Flangeless cover for use in tile installations. Die-cast aluminum assembly available in black (BK), bronze (BZ), brass (BS), nickel (NK), gray (GY), or brushed aluminum (AL). Insert in lid allows for tile cutouts to match finished floor.</p> <p><b>Country of Origin: India</b></p>		<b>FPFFTBK</b> <b>FPFFTBZ</b> <b>FPFFTBS</b> <b>FPFFTNK</b> <b>FPFFTAL</b> <b>FPFFTGY</b>	<p><b>Furniture Feed Cover Assembly –</b> Flangeless cover for use in tile installations. Die-cast aluminum assembly available in black (BK), bronze (BZ), brass (BS), nickel (NK), gray (GY), or brushed aluminum (AL). Provided with one 1" trade size screw plug for power or communication type cabling and one combination 1 1/4" and 2" trade size screw plug for communication type cabling. Allows for feeding both power and communication cabling.</p> <p><b>Country of Origin: China</b></p>	
<b>FPBTBK</b> <b>FPBTBZ</b> <b>FPBTBS</b> <b>FPBTNK</b> <b>FPBTAL</b> <b>FPBTGY</b>	<p><b>Blank Cover Assembly –</b> Flangeless cover for use in tile installations. Die-cast aluminum assembly available in black (BK), bronze (BZ), brass (BS), nickel (NK), gray (GY), or brushed aluminum (AL). Lid area is flush with the finished floor, no cutouts provided.</p> <p><b>Country of Origin: India</b></p>				

LOAD CAPACITIES FOR FLOORPORT COVER ASSEMBLIES	
CATALOG NUMBERS	MAXIMUM LOAD IN POUNDS
FPCTC	1000
FPBTC	750
FPFFTC	1000
FPCT	1000
FPBT	750
FPFFT	1000

**NOTE:** Load applied through a 2" (51mm) mandrel in center of service fitting. Loads above are static loads only and do not pertain to rolling loads.

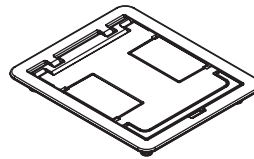
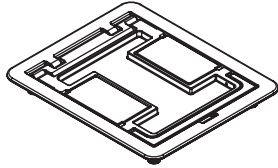
**NOTE:** Pricing varies depending on country of origin. Consult your local sales representative for more information.

### North American Made FloorPort Part Number Configurator

<u>FP</u>	<u>B</u>	<u>TC</u>	<u>NK</u>	<u>NA</u>
FloorPort Cover	Blank Top Cutout Top	B C Tile/Carpet (Flanged) TC	Nickel Brass Black Bronze Gray	NK BS BK BZ GY North American Made NA

### North American Made FloorPort Series Flanged Cover Assemblies Ordering Information

Catalog No./Item	Description/Specifications	Catalog No./Item	Description/Specifications
<b>FPCTCBK-NA</b> <b>FPCTCBZ-NA</b> <b>FPCTCBS-NA</b> <b>FPCTCNK-NA</b> <b>FPCTCGY-NA</b>	<b>Cutout Cover Assembly</b> – Flanged cover for use in tile or carpet installation. Die-cast aluminum assembly available in black (BK), bronze (BZ), brass (BS), nickel (NK), or gray (GY). Insert in lid allows for carpet or tile cutouts to match finished floor.  <b>Country of Origin: USA</b>	<b>FPBTCBK-NA</b> <b>FPBTCBZ-NA</b> <b>FPBTCBS-NA</b> <b>FPBTCNK-NA</b> <b>FPBTCGY-NA</b>	<b>Blank Cover Assembly</b> – Flanged cover for use in tile or carpet installation. Die-cast aluminum assembly available in black (BK), bronze (BZ), brass (BS), nickel (NK), or gray (GY). Lid area is flush with the finished floor, no cutouts provided.  <b>Country of Origin: USA</b>

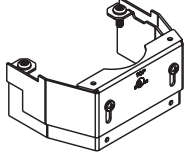
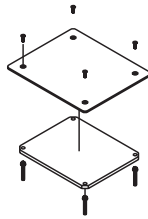
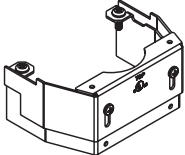
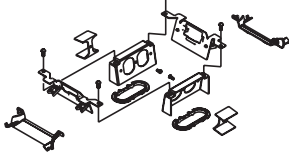
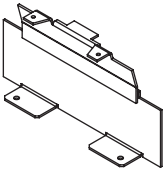

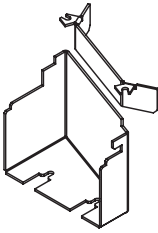
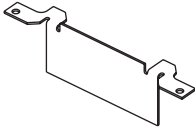
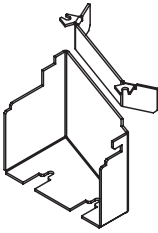


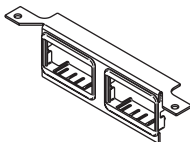
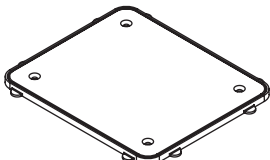


LOAD CAPACITIES FOR FLOORPORT COVER ASSEMBLIES	
CATALOG NUMBERS	MAXIMUM LOAD IN POUNDS
FPCTC	1000
FPBTC	750
FPFFTC	1000
FPCT	1000
FPBT	750
FPFFT	1000

**NOTE:** Load applied through a 2" (51mm) mandrel in center of service fitting. Loads above are static loads only and do not pertain to rolling loads.

**NOTE:** Pricing varies depending on country of origin. Consult your local sales representative for more information.

**FloorPort Series Cover Assemblies Accessories Ordering Information**

Catalog No./Item	Description/Specifications	Catalog No./Item	Description/Specifications
<b>PKKIT</b> 	<p><b>Barrier Kit</b> – Used to separate power and communication wires in partition feed covers. Supplied with base and three extensions to adjust to cover height. Kit should be used on PK Presets (Walkercell, Walkerdeck). Kits are sold separately.</p> <p><b>Country of Origin: USA</b></p>	<b>S3AXBP</b> 	<p><b>Blanking Plate</b> – Aluminum top plate with steel support plate and four (4) adjusting screws.</p> <p><b>Country of Origin: USA</b></p>
<b>RFBKIT</b> 	<p><b>Barrier Kit</b> – Barrier kit used to separate power and communication wires in partition feed covers. Supplied with base and three extensions to adjust to cover height. Kit should be used on RFB2, RFB2-OG, RFB2-SS, RFB4 and RFB4-SS Floor Boxes. Kits are sold separately.</p> <p><b>Country of Origin: USA</b></p>	<b>WPACR-1G</b> 	<p><b>Internal Bracket</b> – Two duplex receptacle brackets, receptacle insulators, power grommets, and bend radius control grommets. Communication brackets ordered separately.</p> <p><b>Country of Origin: USA</b></p>
<b>RFB6KIT</b> 	<p><b>Barrier Kit</b> – Barrier kit used to separate power and communication wires in partition feed covers. FloorPort Partition Feed Covers sold separately.</p> <p><b>Country of Origin: USA</b></p>	<b>DTB-2-2A</b> 	<p><b>Communication Bracket</b> – Plastic clips on back of bracket provide cable storage loop. For use with WPACR. Activate 2A jacks snap directly into bracket.</p> <p><b>Country of Origin: USA</b></p>
<b>RFB4EKIT</b> 	<p><b>Barrier Kit</b> – Barrier kit used to separate power and communication services in combination with a 6CFFTC Furniture Feed Cover. (sold separately).</p> <p><b>Country of Origin: USA</b></p> <p><b>NOTE:</b> For use with RFB6 Series Floor Boxes only.</p>	<b>DTB-2-B</b> 	<p><b>Communication Bracket</b> – Blank bracket for customization in field. For use with WPACR. Wiremold Open System inserts sold separately.</p> <p><b>Country of Origin: USA</b></p>
<b>RFB4EKIT</b> 	<p><b>Barrier Kit</b> – Barrier kit used to separate power and communication services in combination with a 6CFFTC Furniture Feed Cover. (sold separately).</p> <p><b>Country of Origin: USA</b></p> <p><b>NOTE:</b> For use with RFB6 Series Floor Boxes only.</p>	<b>DTB-2-4TKO</b> 	<p><b>Communication Bracket</b> – Four knockouts for RJ style jacks. For use with WPACR. Wiremold Open System inserts sold separately.</p> <p><b>Country of Origin: USA</b></p>
<b>RFBCKIT</b> 	<p><b>Barrier Kit</b> – Used with RFB4-CI Floor Boxes. Kits are sold separately.</p> <p><b>Country of Origin: USA</b></p>	<b>DTB-2-2AB</b> <b>DTB-2-2RT</b> 	<p><b>Communication Bracket</b> – Bracket for Activate (DTB-2-2AB) or Ortronics® (DTB-2-2RT) devices. Ortronics® and Activate adapters included.</p> <p><b>Country of Origin: USA</b></p>
<b>FP-CTR</b> 	<p><b>Bare Concrete &amp; Terrazzo Ring</b> – Nonmetallic ring for use on bare polished concrete and terrazzo floor applications.</p> <p><b>Country of Origin: USA</b></p>		

## FloorPort Activation Accessories for Use with Walkercell and Walkerdeck Systems

Catalog No./Item	Description/Specifications
<p><b>WPACR-1G (Shown)</b></p>	<p><b>Internal Bracket</b> – Two duplex receptacle brackets, receptacle insulators, power grommets, and bend radius control grommets. For use with recessed activations. Communication brackets ordered separately. See previous page.</p> <p><b>Country of Origin: USA</b></p>
<p><b>WPACR-2G</b></p>	<p><b>Internal Bracket</b> – Two 15A, 120V duplex receptacles, two duplex receptacle brackets, receptacle insulators, power grommets, and bend radius control grommets. For use with recessed activations. Communication brackets ordered separately. See previous page.</p> <p><b>Country of Origin: USA</b></p>
<p><b>WPACR-3G</b></p>	<p><b>Internal Bracket</b> – Two 20A, 120V duplex receptacles, two duplex receptacle brackets, receptacle insulators, power grommets, and bend radius control grommets. For use with recessed activations. Communication brackets ordered separately. See previous page.</p> <p><b>Country of Origin: USA</b></p>

## Bend Radius Control Grommets

Catalog No./Item	Description/Specifications
<p><b>PKGRBR</b></p>	<p><b>PK Preset Grommet</b> – Bend radius control grommet used with PK preset. Maintains 1 1/4" (32mm) minimum cable lay-in radius.</p> <p><b>Country of Origin: USA</b></p> <p><b>NOTE:</b> Not for use with communication brackets DTB-2-2AB or DTB-2-2RT.</p>

### FloorPort Bracket Compatibility

Fittings intended for a cellular raceway system must have a minimum of 2 1/2" (64 mm) of concrete topping over the top of the deck. A typical UL Fire Classified floor activation will consist of the following components:

#### PK Series Preset Inserts

"()" Maximum Quantity of Units Allowed Inside of Preset Insert

COVER ASSEMBLY	ACTIVATION ASSEMBLY	BARRIER ASSEMBLY	COMMUNICATION BRACKET
FPBTC FPCTC FPBT FPCT	(1) WPACR	—	(2) DTB-2
FPPFTC FPPFT		(1) PKKIT	(1) DTB-2FP

**NOTE: All brand and product names referenced in this document are registered trademarks or trademarks of their respective holders.**



**NOTE:** The paper used to print this document is an environmentally responsible paper with 10% post consumer waste, with FSC and SFI Chain of Custody certifications, Lacey Act compliant. 100% of the electricity used to manufacture Flo sheets is generated with Green-e certified renewable energy.



**Legrand, North America**  
60 Woodlawn Street  
West Hartford, CT 06110  
1.877.BY.LEGRAND (295.3472)  
[www.legrand.us](http://www.legrand.us)

**Canada**  
905.738.9195  
[www.legrand.ca](http://www.legrand.ca)

FOLLOW US

