

NEER™ Zinc Cable and Conduit Connectors

For Flexible Metal Conduit

NEC/CEC:
Listed for Ordinary Locations

SC: Straight Squeeze Type Connector

Application

- These squeeze type connectors are used to terminate flexible metal conduit to a 1/2" knockout in a dry location box or enclosure.

Features

- Male hub threads — NPS.
- 1/2" and 3/4" available with insulated throat.
- Furnished with locknut.
- Combination head screws on SC-38, SC(l)-50 and SC(l)-75.

Standard Material

- Zinc diecast

NEC/CEC Certifications and Compliances

- UL Standard: 514B
- UL Listed: E32539
- CSA Standard: C22.2 No. 18.3
- CSA Certified: 208044
- NEMA: FB-1

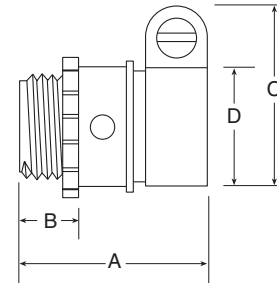
Note:

- SC-38, SC-50, SC-125, SC-150 and SC-200 listed for use with regular and reduced wall steel and aluminum flexible metal conduit.
- SC-75, SC-200, SC-300 and SC-350 listed for use with regular wall steel and aluminum flexible metal conduit.



SC-38

Illustrated Dimensions



Trade Size (Inches)	Dimensions in Millimeters (Inches)			Inside Diameter Range		Catalog Number	Insulated Throat Catalog Number
	A	B	C	D (max)	D (min)		
3/8 (1/2 knockout)	38.1 (1.50)	12.2 (0.48)	26.9 (1.06)	16.5 (0.65)	13.5 (0.53)	SC-38	—
1/2	38.1 (1.50)	12.2 (0.48)	34.3 (1.35)	25.4 (1.00)	22.4 (0.88)	SC-50	SCI-50
3/4	40.9 (1.61)	12.7 (0.50)	39.9 (1.57)	29.5 (1.16)	23.9 (0.94)	SC-75	SCI-75
1	44.5 (1.75)	14.0 (0.55)	50.0 (1.97)	35.1 (1.38)	31.8 (1.25)	SC-100	—
1-1/4	48.8 (1.92)	15.5 (0.61)	56.6 (2.23)	41.4 (1.63)	38.1 (1.50)	SC-125	—
1-1/2	53.1 (2.09)	18.0 (0.71)	64.0 (2.52)	50.8 (2.00)	44.5 (1.75)	SC-150	—
2	59.7 (2.35)	18.5 (0.73)	77.7 (3.06)	63.5 (2.50)	56.4 (2.22)	SC-200	—
2-1/2	73.4 (2.89)	22.6 (0.89)	98.0 (3.86)	77.7 (3.06)	69.9 (2.75)	SC-250	—
3	98.8 (3.89)	25.4 (1.00)	112.3 (4.42)	90.4 (3.56)	81.8 (3.22)	SC-300	—
3-1/2	107.7 (4.24)	25.1 (0.99)	124.0 (4.88)	103.1 (4.06)	94.5 (3.72)	SC-350	—
4	115.6 (4.55)	25.4 (1.00)	138.7 (5.46)	114.3 (4.50)	105.7 (4.16)	SC-400	—

NEER™ Zinc Cable and Conduit Connectors

For Armored Cable, Flexible Metal Conduit and Metal Clad Cable

NEC/CEC:
Listed for Ordinary Locations

AC: 90° Two Screw Clamp

Application

- To make a 90° termination of conduit or cable to a knockout or unthreaded slip hole in a dry location box or enclosure.

Features

- Male hub threads — NPS.
- All center stopped.
- Furnished with locknut.
- Available with insulated throat.
- Combination head screws on AC(I)-90 thru AC(I)-96.

Standard Material/Finish

- Body: zinc diecast
- Cover: steel/zinc plated

NEC/CEC Certifications and Compliances

- UL Standard: 514B
- UL Listed: E25014
- CSA Standard: C22.2 No. 18.3
- CSA Certified: 208044
- NEMA: FB-1

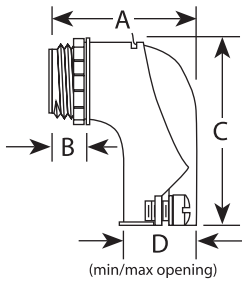


AC-90

Note:

- AC-90 through AC-400-D listed for use with regular and reduced wall steel and aluminum flexible metal conduit.
- AC-90 and ACI-90 listed for use with 14-2 AWG (nominal O.D. 11.7mm (0.46in) to 10-3 AWG (nominal O.D. 14.7mm (0.58in) steel armored cable (AC); 14-2 AWG (nominal O.D. 12.2mm (0.48in) to 10-3 AWG (nominal O.D. 15.2mm (0.60in) aluminum armored cable (AC); 14-2 AWG (nominal O.D. 11.9mm (0.47in) to 10-3 AWG (nominal O.D. 15.2mm (0.60in) steel interlocking metal clad cable (MCI); 14-2 AWG (nominal O.D. 11.9mm (0.47in) to 10-3 AWG (nominal O.D. 15.5mm (0.61in) aluminum interlocking metal clad cable (MCI); 10-2 AWG (nominal O.D. 11.4mm (0.45in) to 10-4 AWG (nominal O.D. 13.7mm (0.54in) aluminum interlocking metal clad cable, grounding type (MCI-A).
- AC-95 and ACI-95 listed for use with 8-2 AWG (nominal O.D. 16.8mm (0.66in) to 8-3 AWG (nominal O.D. 19.3mm (0.76in) steel armored cable (AC); 8-2 AWG (nominal O.D. 17.8mm (0.70in) to 8-3 AWG (nominal O.D. 20.1mm (0.79in) aluminum armored cable (AC); 8-2 AWG (nominal O.D. 17.3mm (0.68in) to 8-3 AWG (nominal O.D. 19.3mm (0.76in) steel interlocking metal clad cable (MCI); 8-2 AWG (nominal O.D. 17.3mm (0.68in) to 8-3 AWG (nominal O.D. 19.8mm (0.78in) aluminum interlocking metal clad cable (MCI).

Illustrated Dimensions



Dimensions in Millimeters (Inches)

Trade Size (Inches)	A	B	C	D	Catalog Number	Insulated Throat Catalog Number
				Min. – Max.		
3/8 (1/2 knockout)	28.4 (1.12)	12.2 (0.48)	45.2 (1.78)	0.78/19.8 (0.45/11.4)	AC-90	ACI-90
1/2	38.4 (1.51)	10.7 (0.42)	53.8 (2.12)	1.15/29.2 (0.70/17.8)	AC-95	ACI-95
3/4	43.2 (1.70)	11.2 (0.44)	53.1 (2.09)	1.40/35.6 (0.98/24.9)	AC-96	ACI-96
1	59.2 (2.33)	13.7 (0.54)	72.9 (2.87)	1.73/43.9 (1.09/27.7)	AC-97	—
1-1/4	69.9 (2.75)	16.3 (0.64)	101.6 (4.00)	1.97/50.0 (1.34/34.0)	AC-98	—
1-1/2	95.3 (3.75)	19.1 (0.75)	152.4 (6.00)	2.61/66.3 (1.65/41.9)	AC-985	—
2	101.6 (4.00)	18.8 (0.74)	152.4 (6.00)	2.54/64.5 (1.54/39.1)	AC-99	—
2-1/2	155.4 (6.12)	22.1 (0.87)	182.6 (7.19)	2.98/75.7 (2.45/62.2)	AC-250-D	—
3	170.2 (6.70)	26.2 (1.03)	199.9 (7.87)	3.45/87.6 (2.93/74.4)	AC-300-D	—
3-1/2	190.5 (7.50)	26.2 (1.03)	238.8 (9.40)	3.95/100.3 (3.28/83.3)	AC-350-D	—
4	221.0 (8.70)	26.2 (1.03)	259.1 (10.2)	4.42/112.3 (3.68/93.5)	AC-400-D	—

NEER™ Zinc Cable and Conduit Connectors

For Armored Cable, Flexible Metal Conduit and Metal Clad Cable

NEC/CEC:
Listed for Ordinary Locations

NEC/CEC:
Listed for Ordinary Locations

DC-5500: Duplex, Single Screw, Clamp Type

Application

- To make a termination of flexible metal conduit to a knockout or unthreaded slip hole in a dry location box or enclosure.

Features

- Furnished with locknut.
- Male hub threads — NPS.
- Combination head screw.

Standard Material

- Zinc diecast

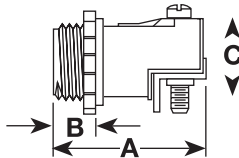
NEC/CEC Certifications and Compliances

- UL Standard: 514B
- UL Listed: E32539
- CSA Standard: C22.2 No. 18.3
- CSA Certified: 208044
- NEMA: FB-1



DC-5500

Illustrated Dimensions



Dimensions in Millimeters (Inches)				
Trade Size (Inches)	Body Length	Thread Length	Diameter	Catalog Number
3/8 (1/2 knockout)	38.1 (1.50)	10.9 (0.43)	21.6 (0.85)	DC-5500

Note:

- DC-5500 listed for use with 9.7mm (0.38in) regular and reduced wall steel an aluminum flexible metal conduit.
- DC-5500 listed for use with 14-2 AWG (nominal O.D. 11.7mm (0.46in) to 10-3 AWG (nominal O.D. 12.7mm (0.50in) steel armored cable (AC); 14-2 AWG (nominal O.D. 12.2mm (0.48in) to 10-2 AWG (nominal O.D. 14.7mm (0.58in) aluminum armored cable (AC); 14-2 AWG (nominal O.D. 11.9mm (0.47in) to 10-3 AWG (nominal O.D. 15.2mm (0.60in) steel interlocking metal clad cable (MCI); 14-2 AWG (nominal O.D. 11.9mm (0.47in) to 10-3 AWG (nominal O.D. 15.5mm (0.61in) aluminum interlocking metal clad cable (MCI); 14-2 AWG (nominal O.D. 9.4mm (0.37in) to 10-3 AWG (nominal O.D. 12.7mm (0.50in) aluminum interlocking metal clad cable, grounding type (MCI-A).

C-510: Two Screw Connectors

Application

- To terminate regular wall steel or aluminum flexible conduit to a 1/2" knockout in a dry box or enclosure.

Features


- End stopped.
- Male hub threads — NPS.
- Furnished with locknut.
- Combination head screw.

Standard Material

- Zinc diecast

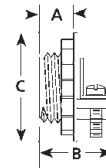
NEC/CEC Certifications and Compliances

- UL Standard: 514B
- UL Listed: E32539
- CSA Standard: C22.2 No. 18.3
- CSA Certified: 208044
- NEMA: FB-1



C-510

Illustrated Dimensions



Dimensions in Millimeters (Inches)				
Trade Size (Inches)	Body Length	Thread Length	Diameter	Catalog Number
3/8 (1/2 knockout)	22.1 (0.87)	9.4 (0.37)	23.1 (0.91)	C-510

Note:

- C-510 listed for use with 9.7mm (0.38in) regular and reduced wall steel an aluminum flexible metal conduit.
- C-510 listed for use with 14-2 AWG (nominal O.D. 11.7mm (0.46in) to 10-2 AWG (nominal O.D. 15.2mm (0.60in) steel armored cable (AC); 14-2 AWG (nominal O.D. 12.2mm (0.48in) to 10-2 AWG (nominal O.D. 14.5mm (0.57in) aluminum armored cable (AC); 14-2 AWG (nominal O.D. 11.9mm (0.47in) to 10-3 AWG (nominal O.D. 15.2mm (0.60in) steel interlocking metal clad cable (MCI); 14-2 AWG (nominal O.D. 11.9mm (0.47in) to 10-3 AWG (nominal O.D. 15.5mm (0.61in) aluminum interlocking metal clad cable (MCI); 14-2 AWG (nominal O.D. 9.4mm (0.37in) to 10-3 AWG (nominal O.D. 12.7mm (0.50in) aluminum interlocking metal clad cable, grounding type (MCI-A).

NEER™ Zinc Cable and Conduit Connectors

For Flexible Metal Conduit

COMMERCIAL AND INDUSTRIAL FITTINGS: ARMORED CABLE, METAL CLAD, FLEXIBLE METAL CONDUIT AND NONMETALLIC CONNECTORS

NEC/CEC:
Listed for Ordinary Locations

NEC/CEC:
Listed for Ordinary Locations

FC: Set Screw Type Connectors

Application

- To terminate 1/2" regular wall steel or aluminum flexible conduit to a 1/2" knockout in a dry location box or enclosure.

Feature

- Furnished with locknut.

Standard Material

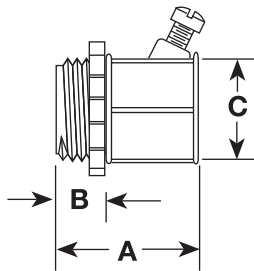
- Zinc diecast

NEC/CEC Certifications and Compliances

- UL Standard: 514B
- UL Listed: E32539
- CSA Standard: C22.2 No. 18.3
- CSA Certified: 208044
- NEMA: FB-1



Illustrated Dimensions



Trade Size (Inches)	Dimensions in Millimeters (Inches)			Catalog Number
	A	B	C	
1/2	38.1 (1.50)	10.2 (0.40)	30.2 (1.19)	FC-5501

GC Note:

- GC-38 through GC-200 listed for use with regular and reduced wall steel and aluminum flexible metal conduit.

GC: Screw-In Connectors

Application

- Screw-in type connectors for flexible metal conduit.

Feature


- Furnished with locknut.

Standard Material

- Zinc diecast

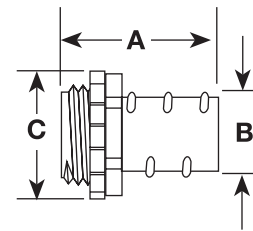
NEC/CEC Certifications and Compliances

- UL Standard: 514B
- UL Listed: E32539
- CSA Standard: C22.2 No. 18.3
- CSA Certified: 208044
- NEMA: FB-1



GC-38

Illustrated Dimensions



Trade Size (Inches)	Dimensions in Millimeters (Inches)			Catalog Number
	A	B	C	
Without Insulated Throat				
3/8 (1/2 knockout)	33.0 (1.30)	9.7 (0.38)	23.4 (0.92)	GC-38
1/2	34.8 (1.37)	16.0 (0.63)	23.4 (0.92)	GC-50
3/4	41.4 (1.63)	21.1 (0.83)	28.7 (1.13)	GC-75
1	49.3 (1.94)	28.4 (1.12)	43.4 (1.71)	GC-100
1-1/4	53.8 (2.12)	35.8 (1.41)	53.8 (2.12)	GC-125
1-1/2	58.7 (2.31)	43.2 (1.70)	60.2 (2.37)	GC-150
2	65.8 (2.59)	55.4 (2.18)	76.2 (3.00)	GC-200
Insulated Throat				
3/8 (1/2 knockout)	35.1 (1.38)	9.7 (0.38)	23.4 (0.92)	GCI-38
1/2	37.1 (1.46)	16.0 (0.63)	23.4 (0.92)	GCI-50
3/4	43.4 (1.71)	21.1 (0.83)	28.7 (1.13)	GCI-75

NEER™ Zinc Cable and Conduit Connectors

For Flexible Metal Conduit to Flexible Metal Conduit

NEC/CEC:
Listed for Ordinary Locations

Application

- Screw-in type connectors used to join lengths of flexible metal conduit.

Standard Material

- Zinc diecast

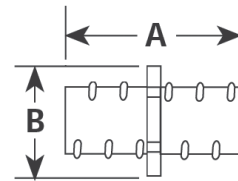
NEC/CEC Certifications and Compliances

- UL Standard: 514B
- UL Listed: E32539
- CSA Standard: C22.2 No. 18.3
- CSA Certified: 208044
- NEMA: FB-1



GX-50

Illustrated Dimensions



Trade Size (Inches)	Dimensions in Millimeters (Inches)		Catalog Number
	A	B	
1/2	45.5 (1.79)	24.6 (0.97)	GX-50
3/4	53.3 (2.10)	30.7 (1.21)	GX-75
1	61.2 (2.41)	37.3 (1.47)	GX-100
1-1/4	70.1 (2.76)	48.0 (1.89)	GX-125
1-1/2	78.0 (3.07)	57.9 (2.28)	GX-150
2	83.3 (3.28)	72.1 (2.84)	GX-200