

DESCRIPTION

The H7 recessed housing is the standard in the industry for both commercial and residential applications. The wide variety of trims available allows a number of different lighting effects to be created with one basic housing.

APPLICATION

The H7RT is suited for use in non-insulated existing ceilings. Housing slips through opening in ceiling. If ceiling insulation is present, it must be kept 3" from the fixtures on all sides.

DESIGN FEATURES

A...Housing

- Die-stamped 20 gauge CRS with white powder coat finish.
- Housing will slip through 5-1/2" ceiling opening. Integral flange secures fixture against ceiling.
- Halo name embossed on housing.

B...Socket Plate

Rigid socket plate adjusts and locks without tools for various lamp sizes.

C...Junction Box

U.L. listed for through branch circuit wiring. Seven conduit

knockouts are uniform 1/2" size with true pryout slots. Four Romex pryouts included.

D..."Quick Connect" Connectors

Three "Quick Connect" connectors eliminate need for separate wire nuts - simply strip supply wires and push in.

D...Remodel Springs

Four remodel clips secure housing and accommodate 1/2" and 5/8" ceiling materials.

E...Socket

Porcelain socket with nickel plated brass screw shell, snaps into trim for consistent lamp positioning.

F...Thermal Protector

Self resetting thermal protector deactivates fixture if overheating occurs due to improper lamping or misapplied insulation.

Labels

- UL Listed for Damp Location
- UL listed for Feed Through
- IP Rated
- CSA Certified



H7RT

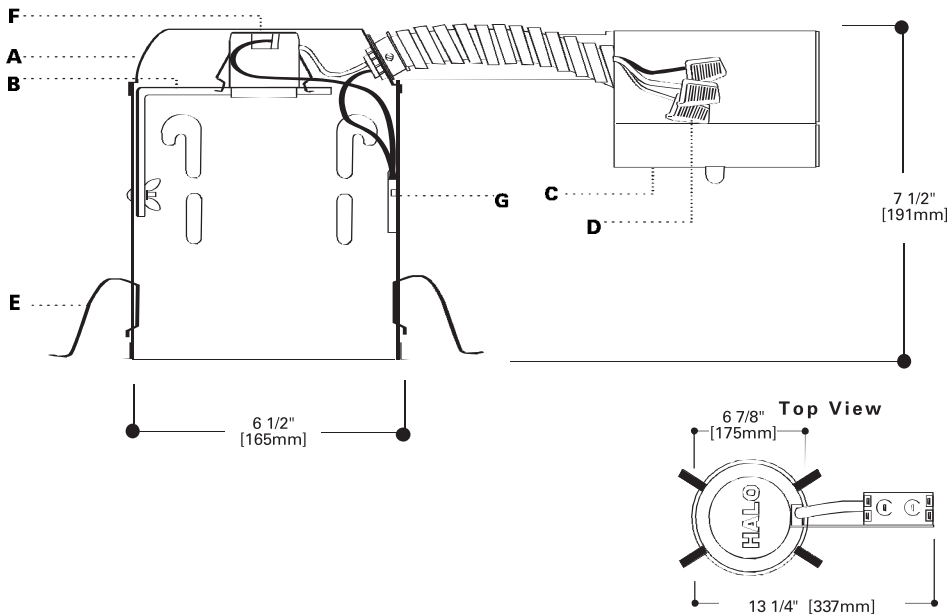
6" Non-Insulated Ceiling Recessed Remodel Housing

6" TRIMS

FOR USE IN NON-INSULATED CEILINGS OR INSULATED CEILINGS BUT INSULATION MUST BE KEPT 3" FROM ALL SIDES OF FIXTURE

FOR USE IN EXISTING CEILINGS

This housing is AIR-TITE when used with the following Trims:
78PAT
30 (All Styles)



ORDERING INFORMATION

SAMPLE NUMBER: H7RT-426RG

Order housing, trim and accessories separately.

Housing	Trims	Accessories
H7RT=Non-Insulated Ceiling Remodel Housing	See reverse side	<p>Metal Trim Rings Compatible with 310, 312, 376, 378, 400, 404, 405, 406 (SC and RG only), 409, 410, 416, 419, 420, 424, 425, 426, 446, 448, 477, 478, 1412, 1416, 1475, 2412, 2416, 2475</p> <p>TRM6P=White Metal TRM6PB=Polished Brass TRM6C=Chrome TRM6MB=Black Metal TRM6SL=Silver Metal TRP7MB=Black Plastic</p> <p>Step Down Transformer Steps 277V line voltage down to 120V fixture operating voltage. 150VA max. H277=150VA Max.</p>

UPGRADE FEATURES:









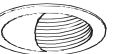
























- QUICK CONNECT CONNECTORS
- HALO ID ON HOUSING

ADV042493

Supersedes ADV031587
ADV023110 & ADV000305

9/04
TAB: Recessed Incandescent
Sheet 24

Trims

 <p>30</p>	<p>REFLECTORS AIR-TITE Super Trim 150W A21, 75W PAR30, 150W PAR38, 75W R30, 50W PAR30L 30CAT=Specular Clear, Air-Tite 30HAT=Haze, Air-Tite 30RGAT=Residential Gold, Air-Tite OD: 7 1/4" (184mm)</p>	 <p>376</p>	<p>Adjustable 50W PAR30 376P=Black Baffle, White Trim Ring OD: 7 1/4" (184mm)</p>	 <p>428</p>	<p>Splay Trim 150W R40 428P=White Splay OD: 7 1/4" (184mm)</p>
 <p>30</p>	<p>AIR-TITE Super Trim 150W A21 30SBAT=Specular Black, Air-Tite OD: 7 1/4" (184mm)</p>	 <p>378</p>	<p>Adjustable with Splay Reflector 75W PAR30 378=White w/ Specular Clear Splay Reflector 378=White w/ White Splay Reflector OD: 7 1/4" (184mm)</p>	 <p>303</p>	<p>WALL WASH TRIMS Wall Wash 60W A19 303P=White Wall Wash OD: 8" (203mm)</p>
 <p>405</p>	<p>Specular Reflector 150W A21 405SC=Specular Clear 405H=Haze 405RG=Residential Gold 405CG=Champagne Gold OD: 7 1/4" (184mm)</p>	 <p>417</p>	<p>Coilex Baffle Eyeball 75W PAR30 417P=White with Black Baffle 417PB=Brass with Black Baffle 417W=Brass with White Baffle OD: 8" (203mm)</p>	 <p>424</p>	<p>Wall Wash 100W A19 424P=White Wall Wash OD: 7 1/4" (184mm)</p>
 <p>405</p>	<p>Specular Reflector Cone 75W R30, 75W PAR30, 150W R40 426=Specular Clear 426H=Haze 426RG=Residential Gold 426CG=Champagne Gold 426MB=Specular Black OD: 7 1/4" (184mm)</p>	 <p>419</p>	<p>Regressed Eyeball 75W PAR30 419=White w/ Specular Clear Splay Reflector 419P=White w/ White Splay Reflector OD: 8" (203mm)</p>	 <p>425</p>	<p>Coilex Wall Wash 60W A19 425P=White Wall Wash w/ Black Baffle 425W=White Wall Wash w/ White Baffle OD: 7 1/4" (184mm)</p>
 <p>426</p>	<p>Dayform Cone 75W R30, 65W BR30, 75W PAR30 429=White OD: 7 1/4" (184mm)</p>	 <p>420</p>	<p>Coilex Regressed Eyeball 75W BR30, 75W PAR30L 420P=Black Baffle, White Eyeball 420PB=Black Baffle, Polished Brass Eyeball 420W=White Baffle, White Eyeball OD: 7 1/4" (184mm)</p>	 <p>1412</p>	<p>LOW VOLTAGE TRIMS Adjustable Spot - 30° tilt (Includes 12V transformer for retrofit) 50W 12V MR16 1412P=Black Baffle, Black Spot, White Trim Ring 1412W=White Baffle, White Spot, White Trim Ring OD: 7 1/4" (184mm)</p>
 <p>429</p>	<p>Self Flanged Reflector 150W A21 4051=White OD: 7 1/4" (184mm)</p>	 <p>478</p>	<p>Adjustable with Splay - 25° Tilt 150W PAR38 478=White w/ Specular Clear Splay Reflector 478P=White w/ White Splay Reflector OD: 7 1/4" (184mm)</p>	 <p>1416</p>	<p>Specular Reflector - 30° tilt (Includes 12V transformer for retrofit) 50W 12V MR16 1416C=Clear Specular Reflector 1416CG=Champagne Gold Specular Reflector OD: 7 1/4" (184mm)</p>
 <p>4051</p>	<p>Self Flanged Reflector Cone 75W R30, 65W BR30, 75W PAR30, 150W R40 4261=White OD: 7 1/4" (184mm)</p>	 <p>70</p>	<p>LENS TRIMS Glass Albalite Lens 60W A19 70P=White Trim Ring 70PS=White Trim Ring, Shower Light OD: 8" (203mm)</p>	 <p>1416BA</p>	<p>Baffle - 30° tilt (Includes 12V transformer for retrofit) 50W 12V MR16 1416BA=Black Baffle, White Trim Ring 1416W=White Baffle, White Trim Ring OD: 7 1/4" (184mm)</p>
 <p>4261</p>	<p>BAFFLES AIR-TITE Super Trim 100W A19, 100W R30, 50W PAR30, 150W PAR38, 50W PAR30L 30PAT=Black Baffle 30WAT=White Baffle OD: 7 1/4" (184mm)</p>	 <p>71</p>	<p>Plastic Drop Opal 60W A19 71P=White Trim Ring 71PS=White Trim Ring, Shower Light OD: 8" (203mm)</p>	 <p>1417</p>	<p>Coilex Baffle Eyeball - 30° tilt (Includes 12V transformer for retrofit) 50W 12V MR16 1417P=White Eyeball, Black Baffle, White Trim Ring 1417W=White Eyeball, White Baffle, White Trim Ring OD: 8" (203mm)</p>
 <p>30</p>	<p>Baffle 75W R30, 65W BR30, 75W PAR30 310P=Black Baffle 310W=White Baffle OD: 7 1/4" (184mm)</p>	 <p>73</p>	<p>Glass Fresnel Lens 60W A19 73P=White Trim Ring 73PS=White Trim Ring, Shower Light OD: 8" (203mm)</p>	 <p>1417</p>	<p>All-Glas Diffuser 60W A19 75P=All Glass Diffuser OD: 7 3/4" (197mm)</p>
 <p>310</p>	<p>Baffle 150W R40 410P=Black Baffle 410W=White Baffle OD: 7 1/4" (184mm)</p>	 <p>75</p>	<p>Coilex with Semi-Regressed Drop Opal 60W A19 416P=Black Baffle 416PW=Black Baffle OD: 7 1/4" (184mm)</p>	 <p>1417</p>	<p>Adjustable Slot Aperture 30° tilt (Includes 12V transformer for retrofit) 50W 12V MR16 1450P=White OD: 7 1/4" (184mm)</p>
 <p>410</p>	<p>EYEBALLS AND ADJUSTABLES Eyeball - 30° Tilt 75W PAR30 74P=White Eyeball OD: 8" (203mm)</p>	 <p>172</p>	<p>Shower Light 60W A19, 50W PAR30 172PS=White Trim Ring, Frosted Diffuser OD: 7 3/4" (197mm)</p>	 <p>1450</p>	<p>Adjustable Accent - 30° tilt (Includes 12V transformer for retrofit) 50W 12V PAR36 1475P=White Holder, Black Baffle, White Trim Ring 1475W=White Holder, White Baffle, White Trim Ring OD: 7 1/4" (184mm)</p>
<p>74</p>	<p>Eyeball 50W R20, 50W PAR20 77P=White Eyeball OD: 8" (203mm)</p>	<p>301</p>	<p>OPEN TRIMS Open 75W R30, 75W PAR30, 65W BR30 301P=White Open 301PB=Brass Open OD: 7 1/4" (184mm)</p>	<p>1475</p>	<p>1 7/8" Pinhole Downlight (Includes 12V transformer for retrofit) 50W 12V MR16 1479P=White Trim, Black Baffle 1479W=White Trim, White Baffle OD: 7 1/4" (184mm)</p>
<p>77</p>	<p>Eyeball - 30° Tilt 75W R30, 65W BR30, 75W PAR30L 78P=White Eyeball 78SL=Silver 78B=Brass Eyeball 78PB=Polished Brass Eyeball 78PAT=White Eyeball (converts H7RT to AIR-TITE Construction) OD: 8" (203mm)</p>	<p>328</p>	<p>Splay Trim 75W R30, 75W PAR30, 65W BR30 328P=White Splay OD: 7 1/4" (184mm)</p>	<p>1479</p>	<p>Open 75W R30, 65W BR30, 75W PAR30 401P=White Open 401AL=Aluminum Open 401PB=Polished Brass Open OD: 8" (203mm)</p>
<p>78</p>	<p>Adjustable - 30° Tilt 150W PAR38 Side Prong 76P=White Eyeball OD: 8" (203mm)</p>	<p>401</p>	<p>Open 75W R30, 65W BR30, 75W PAR30 401P=White Open 401AL=Aluminum Open 401PB=Polished Brass Open OD: 8" (203mm)</p>	<p>1479</p>	<p>Open 75W R30, 65W BR30, 75W PAR30 401P=White Open 401AL=Aluminum Open 401PB=Polished Brass Open OD: 8" (203mm)</p>
<p>76</p>	<p>Adjustable - 30° Tilt 150W PAR38 Side Prong 76P=White Eyeball OD: 8" (203mm)</p>	<p>401</p>	<p>Open 75W R30, 65W BR30, 75W PAR30 401P=White Open 401AL=Aluminum Open 401PB=Polished Brass Open OD: 8" (203mm)</p>	<p>1479</p>	<p>Open 75W R30, 65W BR30, 75W PAR30 401P=White Open 401AL=Aluminum Open 401PB=Polished Brass Open OD: 8" (203mm)</p>

Note: Specifications and Dimensions subject to change without notice.

Visit our web site at www.cooperlighting.com

Customer First Center 1121 Highway 74 South Peachtree City, GA 30269 770.486.4800 FAX 770.486.4801 ADV042493
Cooper Lighting 5925 McLaughlin Rd. Mississauga, Ontario, Canada L5R 1B8 905.507.4000 FAX 905.568.7049

DESCRIPTION

The H7 recessed housing is the standard in the industry for both commercial and residential applications. The wide variety of trims available allows a number of different lighting effects to be created with one basic housing.

APPLICATION

The H7RT is suited for use in non-insulated existing ceilings. Housing slips through opening in ceiling. If ceiling insulation is present, it must be kept 3" from the fixtures on all sides.

DESIGN FEATURES

A...Housing

- Die-stamped 20 gauge CRS with white powder coat finish.
- Housing will slip through 5-1/2" ceiling opening. Integral flange secures fixture against ceiling.
- Halo name embossed on housing.

B...Socket Plate

Rigid socket plate adjusts and locks without tools for various lamp sizes.

C...Junction Box

U.L. listed for through branch circuit wiring. Seven conduit

knockouts are uniform 1/2" size with true pryout slots. Four Romex pryouts included.

D..."Quick Connect" Connectors

Three "Quick Connect" connectors eliminate need for separate wire nuts - simply strip supply wires and push in.

D...Remodel Springs

Four remodel clips secure housing and accommodate 1/2" and 5/8" ceiling materials.

E...Socket

Porcelain socket with nickel plated brass screw shell, snaps into trim for consistent lamp positioning.

F...Thermal Protector

Self resetting thermal protector deactivates fixture if overheating occurs due to improper lamping or misapplied insulation.

Labels

- UL Listed for Damp Location
- UL listed for Feed Through
- IP Rated
- CSA Certified



H7RT

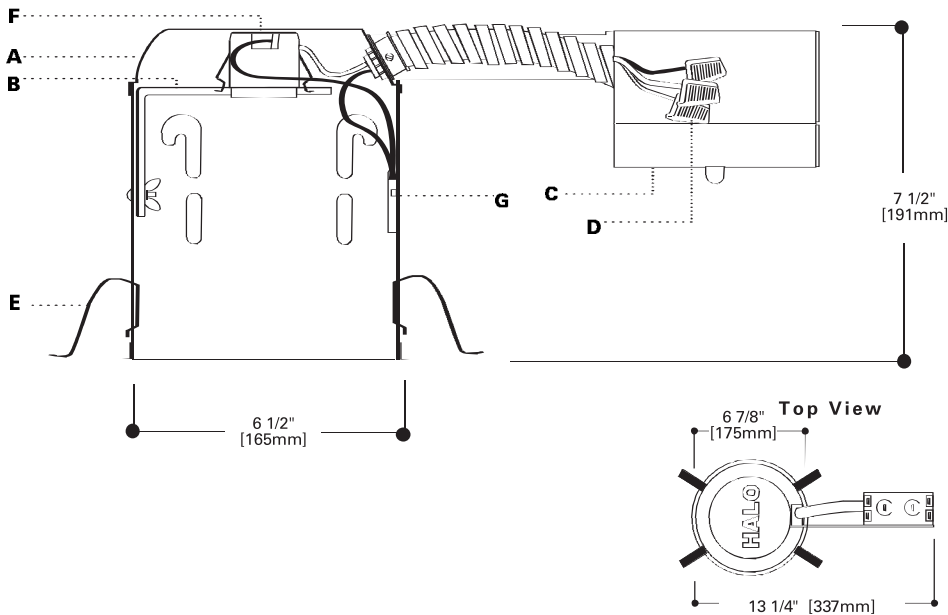
6" Non-Insulated Ceiling Recessed Remodel Housing

6" TRIMS

FOR USE IN NON-INSULATED CEILINGS OR INSULATED CEILINGS BUT INSULATION MUST BE KEPT 3" FROM ALL SIDES OF FIXTURE

FOR USE IN EXISTING CEILINGS

This housing is AIR-TITE when used with the following Trims:
78PAT
30 (All Styles)



ORDERING INFORMATION

SAMPLE NUMBER: H7RT-426RG

Order housing, trim and accessories separately.

Housing	Trims	Accessories
H7RT=Non-Insulated Ceiling Remodel Housing	See reverse side	<p>Metal Trim Rings Compatible with 310, 312, 376, 378, 400, 404, 405, 406 (SC and RG only), 409, 410, 416, 419, 420, 424, 425, 426, 446, 448, 477, 478, 1412, 1416, 1475, 2412, 2416, 2475</p> <p>TRM6P=White Metal TRM6PB=Polished Brass TRM6C=Chrome TRM6MB=Black Metal TRM6SL=Silver Metal TRP7MB=Black Plastic</p> <p>Step Down Transformer Steps 277V line voltage down to 120V fixture operating voltage. 150VA max. H277=150VA Max.</p>

UPGRADE FEATURES:

- QUICK CONNECT CONNECTORS
- HALO ID ON HOUSING

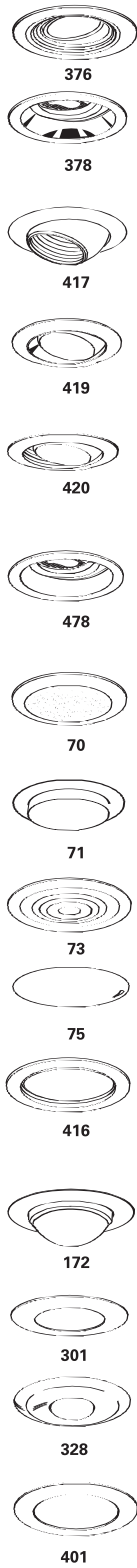
ADV042493

Supersedes ADV031587
ADV023110 & ADV000305

9/04
TAB: Recessed Incandescent
Sheet 24

Trims

- REFLECTORS**
AIR-TITE Super Trim
150W A21, 75W PAR30, 150W PAR38, 75W R30, 50W PAR30L
 30CAT=Specular Clear, Air-Tite
 30HAT=Haze, Air-Tite
 30RGAT=Residential Gold, Air-Tite
 OD: 7 1/4" (184mm)
- AIR-TITE Super Trim**
150W A21
 30SBAT=Specular Black, Air-Tite
 OD: 7 1/4" (184mm)
- Specular Reflector**
150W A21
 405SC=Specular Clear
 405H=Haze
 405RG=Residential Gold
 405CG=Champagne Gold
 OD: 7 1/4" (184mm)
- Specular Reflector Cone**
75W R30, 75W PAR30, 150W R40
 426=Specular Clear
 426H=Haze
 426RG=Residential Gold
 426CG=Champagne Gold
 426MB=Specular Black
 OD: 7 1/4" (184mm)
- Dayform Cone**
75W R30, 65W BR30, 75W PAR30
 429=White
 OD: 7 1/4" (184mm)
- Self Flanged Reflector**
150W A21
 4051=White
 OD: 7 1/4" (184mm)
- Self Flanged Reflector Cone**
75W R30, 65W BR30, 75W PAR30, 150W R40
 4261=White
 OD: 7 1/4" (184mm)
- BAFFLES**
AIR-TITE Super Trim
100W A19, 100W R30, 50W PAR30, 150W PAR38, 50W PAR30L
 30PAT=Black Baffle
 30WAT=White Baffle
 OD: 7 1/4" (184mm)
- Baffle**
75W R30, 65W BR30, 75W PAR30
 310P=Black Baffle
 310W=White Baffle
 OD: 7 1/4" (184mm)
- Baffle**
150W R40
 410P=Black Baffle
 410W=White Baffle
 OD: 7 1/4" (184mm)
- EYEBALLS AND ADJUSTABLES**
Eyeball - 30° Tilt
75W PAR30
 74P=White Eyeball
 OD: 8" (203mm)
- Eyeball**
50W R20, 50W PAR20
 77P=White Eyeball
 OD: 8" (203mm)
- Eyeball - 30° Tilt**
75W R30, 65W BR30, 75W PAR30L
 78P=White Eyeball
 78SL=Silver
 78B=Brass Eyeball
 78PB=Polished Brass Eyeball
 78PAT=White Eyeball (converts H7RT to AIR-TITE Construction)
 OD: 8" (203mm)
- Adjustable - 30° Tilt**
150W PAR38 Side Prong
 76P=White Eyeball
 OD: 8" (203mm)



- Adjustable**
50W PAR30
 376P=Black Baffle, White Trim Ring
 OD: 7 1/4" (184mm)
- Adjustable with Splay Reflector**
75W PAR30
 378=White w/ Specular Clear Splay Reflector
 378=White w/ White Splay Reflector
 OD: 7 1/4" (184mm)
- Coilex Baffle Eyeball**
75W PAR30
 417P=White with Black Baffle
 417PB=Brass with Black Baffle
 417W=Brass with White Baffle
 OD: 8" (203mm)
- Regressed Eyeball**
75W PAR30
 419=White w/ Specular Clear Splay Reflector
 419P=White w/ White Splay Reflector
 OD: 8" (203mm)
- Coilex Regressed Eyeball**
75W BR30, 75W PAR30L
 420P=Black Baffle, White Eyeball
 420PB=Black Baffle, Polished Brass Eyeball
 420W=White Baffle, White Eyeball
 OD: 7 1/4" (184mm)
- Adjustable with Splay - 25° Tilt**
150W PAR38
 478=White w/ Specular Clear Splay Reflector
 478P=White w/ White Splay Reflector
 OD: 7 1/4" (184mm)
- LENS TRIMS**
Glass Albalite Lens
60W A19
 70P=White Trim Ring
 70PS=White Trim Ring, Shower Light
 OD: 8" (203mm)
- Plastic Drop Opal**
60W A19
 71P=White Trim Ring
 71PS=White Trim Ring, Shower Light
 OD: 8" (203mm)
- Glass Fresnel Lens**
60W A19
 73P=White Trim Ring
 73PS=White Trim Ring, Shower Light
 OD: 8" (203mm)
- All-Glas Diffuser**
60W A19
 75P=All Glass Diffuser
 OD: 7 3/4" (197mm)
- Coilex with Semi-Regressed Drop Opal**
60W A19
 416P=Black Baffle
 416PW=Black Baffle
 OD: 7 1/4" (184mm)
- Shower Light**
60W A19, 50W PAR30
 172PS=White Trim Ring, Frosted Diffuser
 OD: 7 3/4" (197mm)
- OPEN TRIMS**
Open
75W R30, 75W PAR30, 65W BR30
 301P=White Open
 301PB=Brass Open
 OD: 7 1/4" (184mm)
- Splay Trim**
75W R30, 75W PAR30, 65W BR30
 328P=White Splay
 OD: 7 1/4" (184mm)
- Open**
75W R30, 65W BR30, 75W PAR30
 401P=White Open
 401AL=Aluminum Open
 401PB=Polished Brass Open
 OD: 8" (203mm)



- Splay Trim**
150W R40
 428P=White Splay
 OD: 7 1/4" (184mm)
- WALL WASH TRIMS**
Wall Wash
60W A19
 303P=White Wall Wash
 OD: 8" (203mm)
- Wall Wash**
100W A19
 424P=White Wall Wash
 OD: 7 1/4" (184mm)
- Coilex Wall Wash**
60W A19
 425P=White Wall Wash w/ Black Baffle
 425W=White Wall Wash w/ White Baffle
 OD: 7 1/4" (184mm)
- LOW VOLTAGE TRIMS**
Adjustable Spot - 30° tilt (Includes 12V transformer for retrofit)
50W 12V MR16
 1412P=Black Baffle, Black Spot, White Trim Ring
 1412W=White Baffle, White Spot, White Trim Ring
 OD: 7 1/4" (184mm)
- Specular Reflector - 30° tilt (Includes 12V transformer for retrofit)**
50W 12V MR16
 1416C=Clear Specular Reflector
 1416CG=Champagne Gold Specular Reflector
 OD: 7 1/4" (184mm)
- Baffle - 30° tilt (Includes 12V transformer for retrofit)**
50W 12V MR16
 1416BA=Black Baffle, White Trim Ring
 1416W=White Baffle, White Trim Ring
 OD: 7 1/4" (184mm)
- Coilex Baffle Eyeball - 30° tilt (Includes 12V transformer for retrofit)**
50W 12V MR16
 1417P=White Eyeball, Black Baffle, White Trim Ring
 1417W=White Eyeball, White Baffle, White Trim Ring
 OD: 8" (203mm)
- Adjustable Slot Aperture 30° tilt (Includes 12V transformer for retrofit)**
50W 12V MR16
 1450P=White
 OD: 7 1/4" (184mm)
- Adjustable Accent - 30° tilt (Includes 12V transformer for retrofit)**
50W 12V PAR36
 1475P=White Holder, Black Baffle, White Trim Ring
 1475W=White Holder, White Baffle, White Trim Ring
 OD: 7 1/4" (184mm)
- 1 7/8" Pinhole Downlight (Includes 12V transformer for retrofit)**
50W 12V MR16
 1479P=White Trim, Black Baffle
 1479W=White Trim, White Baffle
 OD: 7 1/4" (184mm)

Note: Specifications and Dimensions subject to change without notice.

Visit our web site at www.cooperlighting.com

Customer First Center 1121 Highway 74 South Peachtree City, GA 30269 770.486.4800 FAX 770.486.4801 ADV042493
 Cooper Lighting 5925 McLaughlin Rd. Mississauga, Ontario, Canada L5R 1B8 905.507.4000 FAX 905.568.7049