

**DESCRIPTION**

The H7 recessed housing is the standard in the industry for both commercial and residential applications. The wide variety of trims available allows a number of different lighting effects to be created with one basic housing.

**APPLICATION**

The H7RT is suited for use in non-insulated existing ceilings. Housing slips through opening in ceiling. If ceiling insulation is present, it must be kept 3" from the fixtures on all sides.

**DESIGN FEATURES**

**A...Housing**

- Die-stamped 20 gauge CRS with white powder coat finish.
- Housing will slip through 5-1/2" ceiling opening. Integral flange secures fixture against ceiling.
- Halo name embossed on housing.

**B...Socket Plate**

Rigid socket plate adjusts and locks without tools for various lamp sizes.

**C...Junction Box**

U.L. listed for through branch circuit wiring. Seven conduit

knockouts are uniform 1/2" size with true pryout slots. Four Romex pryouts included.

**D..."Quick Connect" Connectors**

Three "Quick Connect" connectors eliminate need for separate wire nuts - simply strip supply wires and push in.

**D...Remodel Springs**

Four remodel clips secure housing and accommodate 1/2" and 5/8" ceiling materials.

**E...Socket**

Porcelain socket with nickel plated brass screw shell, snaps into trim for consistent lamp positioning.

**F...Thermal Protector**

Self resetting thermal protector deactivates fixture if overheating occurs due to improper lamping or misapplied insulation.

**Labels**

- UL Listed for Damp Location
- UL listed for Feed Through
- IP Rated
- CSA Certified



**H7RT**

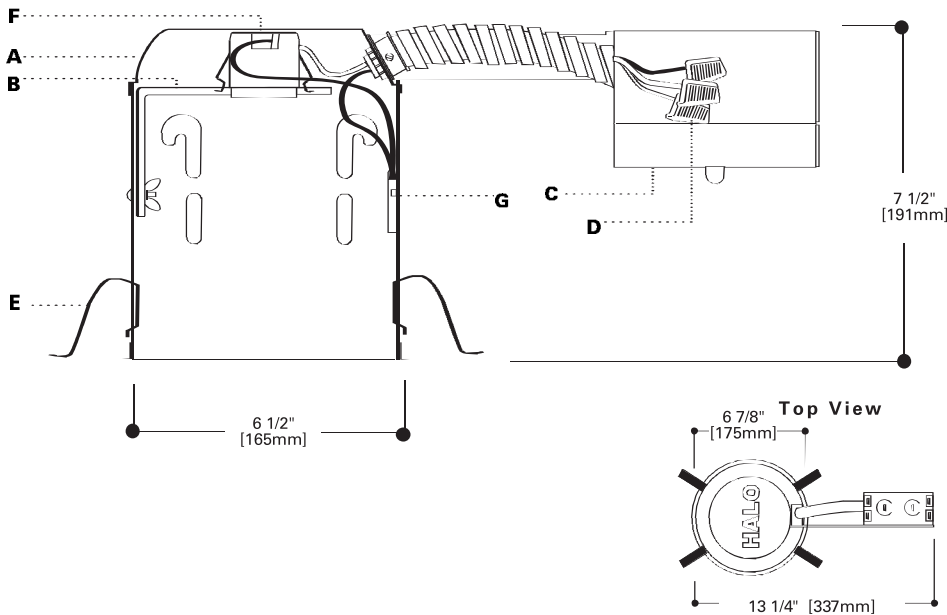
**6" Non-Insulated Ceiling Recessed Remodel Housing**

**6" TRIMS**

**FOR USE IN NON-INSULATED CEILINGS OR INSULATED CEILINGS BUT INSULATION MUST BE KEPT 3" FROM ALL SIDES OF FIXTURE**

**FOR USE IN EXISTING CEILINGS**

This housing is AIR-TITE when used with the following Trims:  
78PAT  
30 (All Styles)



**ORDERING INFORMATION**

**SAMPLE NUMBER: H7RT-426RG**

Order housing, trim and accessories separately.

Housing	Trims	Accessories
H7RT=Non-Insulated Ceiling Remodel Housing	See reverse side	<p><b>Metal Trim Rings</b> Compatible with 310, 312, 376, 378, 400, 404, 405, 406 (SC and RG only), 409, 410, 416, 419, 420, 424, 425, 426, 446, 448, 477, 478, 1412, 1416, 1475, 2412, 2416, 2475</p> <p>TRM6P=White Metal TRM6PB=Polished Brass TRM6C=Chrome TRM6MB=Black Metal TRM6SL=Silver Metal TRP7MB=Black Plastic</p> <p><b>Step Down Transformer</b> Steps 277V line voltage down to 120V fixture operating voltage. 150VA max. H277=150VA Max.</p>

**UPGRADE FEATURES:**

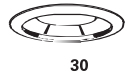
- QUICK CONNECT CONNECTORS
- HALO ID ON HOUSING

ADV042493

Supersedes ADV031587  
ADV023110 & ADV000305

9/04  
TAB: Recessed Incandescent  
Sheet 24

## Trims



30

## REFLECTORS

## AIR-TITE Super Trim

150W A21, 75W PAR30, 150W PAR38, 75W R30, 50W PAR30L

30CAT=Specular Clear, Air-Tite  
30HAT=Haze, Air-Tite  
30RGAT=Residential Gold, Air-Tite  
OD: 7 1/4" (184mm)

## AIR-TITE Super Trim

150W A21

30SBAT=Specular Black, Air-Tite  
OD: 7 1/4" (184mm)

## Specular Reflector

150W A21

405SC=Specular Clear  
405H=Haze  
405RG=Residential Gold  
405CG=Champagne Gold  
OD: 7 1/4" (184mm)

## Specular Reflector Cone

75W R30, 75W PAR30, 150W R40

426=Specular Clear  
426H=Haze  
426RG=Residential Gold  
426CG=Champagne Gold  
426MB=Specular Black  
OD: 7 1/4" (184mm)

## Dayform Cone

75W R30, 65W BR30, 75W PAR30

429=White  
OD: 7 1/4" (184mm)

## Self Flanged Reflector

150W A21

4051=White  
OD: 7 1/4" (184mm)

## Self Flanged Reflector Cone

75W R30, 65W BR30, 75W PAR30, 150W R40

4261=White  
OD: 7 1/4" (184mm)

## BAFFLES

## AIR-TITE Super Trim

100W A19, 100W R30, 50W PAR30, 150W PAR38, 50W PAR30L

30PAT=Black Baffle  
30WAT=White Baffle  
OD: 7 1/4" (184mm)

## Baffle

75W R30, 65W BR30, 75W PAR30

310P=Black Baffle  
310W=White Baffle  
OD: 7 1/4" (184mm)

## Baffle

150W R40

410P=Black Baffle  
410W=White Baffle  
OD: 7 1/4" (184mm)

## EYEBALLS AND ADJUSTABLES

## Eyeball - 30° Tilt

75W PAR30

74P=White Eyeball  
OD: 8" (203mm)

## Eyeball

50W R20, 50W PAR20

77P=White Eyeball  
OD: 8" (203mm)

## Eyeball - 30° Tilt

75W R30, 65W BR30, 75W PAR30L

78P=White Eyeball  
78SL=Silver  
78B=Brass Eyeball  
78PB=Polished Brass Eyeball  
78PAT=White Eyeball (converts H7RT to AIR-TITE Construction)  
OD: 8" (203mm)

## Adjustable - 30° Tilt

150W PAR38 Side Prong

76P=White Eyeball  
OD: 8" (203mm)

376



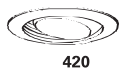
378



417



419



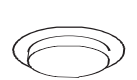
420



478



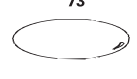
70



71



73



75



416



172



301



328



401

## Adjustable

50W PAR30

376P=Black Baffle, White Trim Ring  
OD: 7 1/4" (184mm)

## Adjustable with Splay Reflector

75W PAR30

378=White w/ Specular Clear Splay Reflector  
378=White w/ White Splay Reflector  
OD: 7 1/4" (184mm)

## Coilex Baffle Eyeball

75W PAR30

417P=White with Black Baffle  
417PB=Brass with Black Baffle  
417W=Brass with White Baffle  
OD: 8" (203mm)

## Regressed Eyeball

75W PAR30

419=White w/ Specular Clear Splay Reflector  
419P=White w/ White Splay Reflector  
OD: 8" (203mm)

## Coilex Regressed Eyeball

75W BR30, 75W PAR30L

420P=Black Baffle, White Eyeball  
420PB=Black Baffle, Polished Brass Eyeball  
420W=White Baffle, White Eyeball  
OD: 7 1/4" (184mm)

## Adjustable with Splay - 25° Tilt

150W PAR38

478=White w/ Specular Clear Splay Reflector  
478P=White w/ White Splay Reflector  
OD: 7 1/4" (184mm)

## LENS TRIMS

## Glass Albalite Lens

60W A19

70P=White Trim Ring  
70PS=White Trim Ring, Shower Light  
OD: 8" (203mm)

## Plastic Drop Opal

60W A19

71P=White Trim Ring  
71PS=White Trim Ring, Shower Light  
OD: 8" (203mm)

## Glass Fresnel Lens

60W A19

73P=White Trim Ring  
73PS=White Trim Ring, Shower Light  
OD: 8" (203mm)

## All-Glas Diffuser

60W A19

75P=All Glass Diffuser  
OD: 7 3/4" (197mm)

## Coilex with Semi-Regressed Drop Opal

60W A19

416P=Black Baffle  
416PW=Black Baffle  
OD: 7 1/4" (184mm)

## Shower Light

60W A19, 50W PAR30

172PS=White Trim Ring, Frosted Diffuser  
OD: 7 3/4" (197mm)

## OPEN TRIMS

## Open

75W R30, 75W PAR30, 65W BR30

301P=White Open  
301PB=Brass Open  
OD: 7 1/4" (184mm)

## Splay Trim

75W R30, 75W PAR30, 65W BR30

328P=White Splay  
OD: 7 1/4" (184mm)

## Open

75W R30, 65W BR30, 75W PAR30

401P=White Open  
401AL=Aluminum Open  
401PB=Polished Brass Open  
OD: 8" (203mm)

428



303



424



425



1412



1416



1416



1416BA



1417



1417



1417



1450



1475



1479

## Splay Trim

150W R40

428P=White Splay  
OD: 7 1/4" (184mm)

## WALL WASH TRIMS

## Wall Wash

60W A19

303P=White Wall Wash  
OD: 8" (203mm)

## Wall Wash

100W A19

424P=White Wall Wash  
OD: 7 1/4" (184mm)

## Coilex Wall Wash

60W A19

425P=White Wall Wash w/ Black Baffle  
425W=White Wall Wash w/ White Baffle  
OD: 7 1/4" (184mm)

## LOW VOLTAGE TRIMS

## Adjustable Spot - 30° tilt (Includes 12V transformer for retrofit)

50W 12V MR16

1412P=Black Baffle, Black Spot, White Trim Ring  
1412W=White Baffle, White Spot, White Trim Ring  
OD: 7 1/4" (184mm)

## Specular Reflector - 30° tilt (Includes 12V transformer for retrofit)

50W 12V MR16

1416C=Clear Specular Reflector  
1416CG=Champagne Gold Specular Reflector  
OD: 7 1/4" (184mm)

## Baffle - 30° tilt (Includes 12V transformer for retrofit)

50W 12V MR16

1416BA=Black Baffle, White Trim Ring  
1416W=White Baffle, White Trim Ring  
OD: 7 1/4" (184mm)

## Coilex Baffle Eyeball - 30° tilt (Includes 12V transformer for retrofit)

50W 12V MR16

1417P=White Eyeball, Black Baffle, White Trim Ring  
1417W=White Eyeball, White Baffle, White Trim Ring  
OD: 8" (203mm)

## Adjustable Slot Aperture 30° tilt (Includes 12V transformer for retrofit)

50W 12V MR16

1450P=White  
OD: 7 1/4" (184mm)

## Adjustable Accent - 30° tilt (Includes 12V transformer for retrofit)

50W 12V PAR36

1475P=White Holder, Black Baffle, White Trim Ring  
1475W=White Holder, White Baffle, White Trim Ring  
OD: 7 1/4" (184mm)

## 1 7/8\"/&gt;

12V transformer for retrofit)

50W 12V MR16

1479P=White Trim, Black Baffle  
1479W=White Trim, White Baffle  
OD: 7 1/4" (184mm)

Note: Specifications and Dimensions subject to change without notice.

Visit our web site at [www.cooperlighting.com](http://www.cooperlighting.com)Customer First Center 1121 Highway 74 South Peachtree City, GA 30269 770.486.4800 FAX 770.486.4801 ADV042493  
Cooper Lighting 5925 McLaughlin Rd. Mississauga, Ontario, Canada L5R 1B8 905.507.4000 FAX 905.568.7049