

# HALO®



## H99T

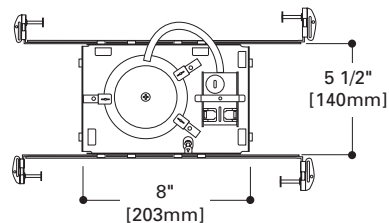
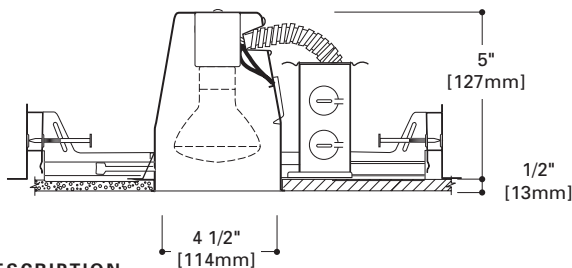
4" Aperture  
Shallow Ceiling  
120V Incandescent

### RECESSED DOWNLIGHTING

- Thermally Protected Non-IC Shallow Ceiling Housing
- Insulation must be kept 3" away from all sides of housing

\* For use with 120V incandescent lamp

### DIMENSIONS



### DESCRIPTION

H99T is a small aperture housing for providing accent and task lighting. The H99T is designed for use in non-insulated ceiling or for insulated ceilings but insulation MUST be kept 3" from all sides of the housing.

#### Housing

Formed of 20 gauge CRS with white powder coat finish.

#### Plaster Frame

Housing is secured in plaster frame with spring barbs. The housing can be adjusted in the plaster frame to adjust for different ceiling materials. The housing can be removed from the plaster frame for access to the junction box. Halo name embossed on plaster frame.

#### Junction Box

- UL listed for through branch circuit wiring
- Positioned to accommodate straight conduit runs
- Seven 1/2" trade size conduit knockouts with true pry-out slots
- Slide-N-Side™ wire traps allow non-metallic "NM" sheathed cable

to be installed without tools and without removing knockouts. Accepts a wider range of non-metallic sheathed cable – the standard cable types used in lighting for both U.S. and Canada.

- Wiring connections are made outside the junction box. Insert the cable directly into the trap after connections are made and close J-box.

- Accommodates the following standard non-metallic sheathed cable types:  
(US) #14/2, #14/3, #12/2, #12/3  
(Canada) #14/2, #14/3, #12/2

#### GOT NAIL!™ Pass-N-Thru™ Bar Hangers

Bar Hanger Features include:

- Pre-installed nail easily installs in regular lumber, engineered lumber and laminated beams
- Safety and guidance system prevents snagging, ensures smooth straight nail penetration and allows bar hangers to be easily removed if necessary.
- Automatic levelling flange aligns the housing and lets you hold the housing in place with one hand

while driving nails

- Housing can be positioned at any point within 24" joist span
- Score lines allow "toolless" shortening for 12" joists
- Bar hangers may be repositioned 90°
- Bar hangers do not need to be removed from frame for shortening
- Integral T-bar clips snaps onto T-bars - no additional clips required

#### Socket

Fixed position porcelain socket with nickel plated brass screw shell provides consistent lamp positioning. Shipping insert protects socket from overspray

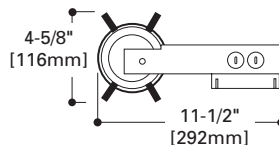
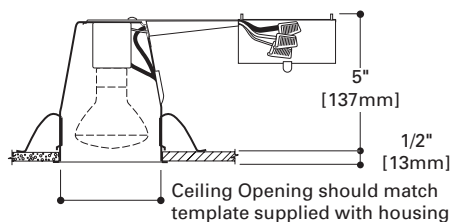
#### Thermal Protector

Self resetting thermal protector deactivates fixture if overheating occurs due to improper lamping or misapplied insulation.

#### Labels

- UL/cUL Listed for Damp Location
- UL/cUL listed for Feed Through
- IP Rated (Improper Lamp)

### DIMENSIONS



### DESCRIPTION

The H99T is a small aperture housing for accent and task lighting. The H99RT is designed for use in non-insulated existing ceiling or for existing insulated ceilings but insulation MUST be kept 3" from all sides of the housing. It can be installed from below the ceiling.

#### Housing

Formed of 20 gauge CRS with white powder coat finish.

#### Junction Box

J-Box features include:

- Listed for through branch circuit wiring

- 1/2" trade size knockouts with true pry-out slots
- Four pryouts with integral strain relief for non-metallic sheathed cable

#### "Quick Connect" Connectors

Three "Quick Connect" connectors eliminate need for separate wire nuts - simply strip supply wires and push in.

#### Socket

Fixed position porcelain socket with nickel plated brass screw shell provides consistent lamp positioning. Shipping insert protects socket from overspray.

#### Remodel Clips

Four remodel clips secure housing and accommodate 1/2" and 5/8" ceiling materials.

#### Thermal Protector

Self resetting thermal protector deactivates fixture if overheating occurs due to improper lamping or misapplied insulation.

#### Labels

- UL/cUL Listed for Damp Location
- UL/cUL listed for Feed Through



## H99RT

4" Aperture  
Shallow Ceiling  
Remodel Housing  
120V Line Voltage

### RECESSED DOWNLIGHTING

- Thermally Protected Non-IC Shallow Ceiling Remodel Housing can be installed from below the ceiling
- Insulation must be kept 3" away from housing
- For 120V incandescent lamps

# HALO®

H99T

H99RT

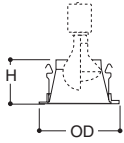
H99ICT

## 999 Reflector

- Die cast trim ring with metal reflector
- For general lighting
- Lamps:

<b>H99T</b> <b>H99RT</b> <b>H99ICT</b>	40W R16, 40W A19, 50W R20, 50W PAR20
--	---

Height: 2-5/8" [67mm]  
OD:  
5-1/16" [129mm]



**999MB**  
White Trim with Black Reflector

**999RG**  
White Trim with Gold Reflector


**999**  
White Trim with Clear Reflector



**999SN**  
Satin Nickel Trim with Satin Nickel Reflector

**999SL**  
Silver Trim with Clear Reflector

**999H**  
White Trim with Haze Reflector



**999TBZ**  
Tuscan Bronze with Tuscan Bronze Reflector

**999AC**  
Antique Copper with Antique Copper Reflector

## 993 Coilex® Baffle

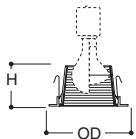
- Features:
- Die cast trim ring with Coilex® precision baffle
  - For general lighting
  - Lamps:

<b>H99T</b> <b>H99RT</b>	40W R16, 50W R20, 50W PAR20
<b>H99ICT</b>	30W R20, 35W PAR20 (50W PAR20, 50W PAR20 With H1999 Socket Extender)

**Accessory**  
**H1999**  
Socket Extender



Height:  
2-5/8" [67mm]  
OD:  
5-1/16" [129mm]



**993PB**  
Polished Brass with Black Baffle

**993W**  
White Trim with White Baffle

**993P**  
White Trim with Black Baffle



**993AC**  
Antique Copper with Black Baffle

**993SN**  
Satin Nickel Trim with Black Baffle

**993SL**  
Silver Trim with Black Baffle



**993TBZ**  
Tuscan Bronze with Black Baffle

# HALO®



## H99T

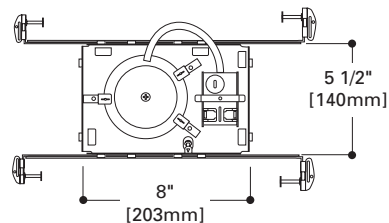
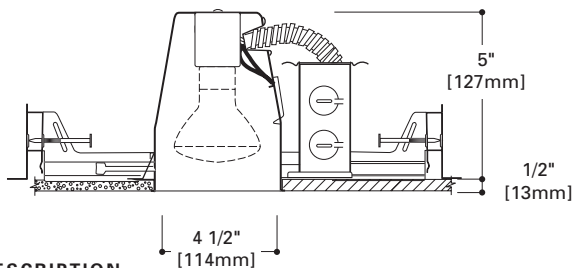
4" Aperture  
Shallow Ceiling  
120V Incandescent

### RECESSED DOWNLIGHTING

- Thermally Protected Non-IC Shallow Ceiling Housing
- Insulation must be kept 3" away from all sides of housing

\* For use with 120V incandescent lamp

### DIMENSIONS



### DESCRIPTION

H99T is a small aperture housing for providing accent and task lighting. The H99T is designed for use in non-insulated ceiling or for insulated ceilings but insulation MUST be kept 3" from all sides of the housing.

#### Housing

Formed of 20 gauge CRS with white powder coat finish.

#### Plaster Frame

Housing is secured in plaster frame with spring barbs. The housing can be adjusted in the plaster frame to adjust for different ceiling materials. The housing can be removed from the plaster frame for access to the junction box. Halo name embossed on plaster frame.

#### Junction Box

- UL listed for through branch circuit wiring
- Positioned to accommodate straight conduit runs
- Seven 1/2" trade size conduit knockouts with true pry-out slots
- Slide-N-Side™ wire traps allow non-metallic "NM" sheathed cable

to be installed without tools and without removing knockouts. Accepts a wider range of non-metallic sheathed cable – the standard cable types used in lighting for both U.S. and Canada.

- Wiring connections are made outside the junction box. Insert the cable directly into the trap after connections are made and close J-box.

- Accommodates the following standard non-metallic sheathed cable types:  
(US) #14/2, #14/3, #12/2, #12/3  
(Canada) #14/2, #14/3, #12/2

#### GOT NAIL!™ Pass-N-Thru™ Bar Hangers

Bar Hanger Features include:

- Pre-installed nail easily installs in regular lumber, engineered lumber and laminated beams
- Safety and guidance system prevents snagging, ensures smooth straight nail penetration and allows bar hangers to be easily removed if necessary.
- Automatic levelling flange aligns the housing and lets you hold the housing in place with one hand

while driving nails

- Housing can be positioned at any point within 24" joist span
- Score lines allow "toolless" shortening for 12" joists
- Bar hangers may be repositioned 90°
- Bar hangers do not need to be removed from frame for shortening
- Integral T-bar clips snaps onto T-bars - no additional clips required

#### Socket

Fixed position porcelain socket with nickel plated brass screw shell provides consistent lamp positioning. Shipping insert protects socket from overspray

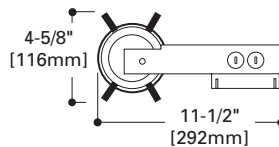
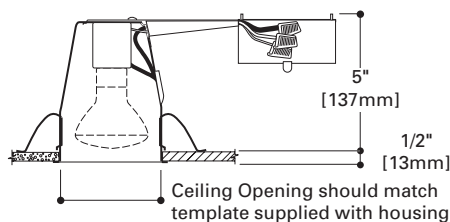
#### Thermal Protector

Self resetting thermal protector deactivates fixture if overheating occurs due to improper lamping or misapplied insulation.

#### Labels

- UL/cUL Listed for Damp Location
- UL/cUL listed for Feed Through
- IP Rated (Improper Lamp)

### DIMENSIONS



### DESCRIPTION

The H99T is a small aperture housing for accent and task lighting. The H99RT is designed for use in non-insulated existing ceiling or for existing insulated ceilings but insulation MUST be kept 3" from all sides of the housing. It can be installed from below the ceiling.

#### Housing

Formed of 20 gauge CRS with white powder coat finish.

#### Junction Box

J-Box features include:

- Listed for through branch circuit wiring

- 1/2" trade size knockouts with true pry-out slots
- Four pryouts with integral strain relief for non-metallic sheathed cable

#### "Quick Connect" Connectors

Three "Quick Connect" connectors eliminate need for separate wire nuts - simply strip supply wires and push in.

#### Socket

Fixed position porcelain socket with nickel plated brass screw shell provides consistent lamp positioning. Shipping insert protects socket from overspray.

#### Remodel Clips

Four remodel clips secure housing and accommodate 1/2" and 5/8" ceiling materials.

#### Thermal Protector

Self resetting thermal protector deactivates fixture if overheating occurs due to improper lamping or misapplied insulation.

#### Labels

- UL/cUL Listed for Damp Location
- UL/cUL listed for Feed Through



## H99RT

4" Aperture  
Shallow Ceiling  
Remodel Housing  
120V Line Voltage

### RECESSED DOWNLIGHTING

- Thermally Protected Non-IC Shallow Ceiling Remodel Housing can be installed from below the ceiling
- Insulation must be kept 3" away from housing
- For 120V incandescent lamps

# HALO®

H99T

H99RT

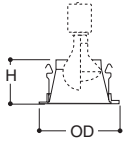
H99ICT

## 999 Reflector

- Die cast trim ring with metal reflector
- For general lighting
- Lamps:

<b>H99T</b> <b>H99RT</b> <b>H99ICT</b>	40W R16, 40W A19, 50W R20, 50W PAR20
--	---

Height: 2-5/8" [67mm]  
OD:  
5-1/16" [129mm]



**999MB**  
White Trim with Black Reflector

**999RG**  
White Trim with Gold Reflector


**999**  
White Trim with Clear Reflector



**999SN**  
Satin Nickel Trim with Satin Nickel Reflector

**999SL**  
Silver Trim with Clear Reflector

**999H**  
White Trim with Haze Reflector



**999TBZ**  
Tuscan Bronze with Tuscan Bronze Reflector

**999AC**  
Antique Copper with Antique Copper Reflector

## 993 Coilex® Baffle

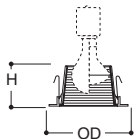
- Features:
- Die cast trim ring with Coilex® precision baffle
  - For general lighting
  - Lamps:

<b>H99T</b> <b>H99RT</b>	40W R16, 50W R20, 50W PAR20
<b>H99ICT</b>	30W R20, 35W PAR20 (50W PAR20, 50W PAR20 With H1999 Socket Extender)

**Accessory**  
**H1999**  
Socket Extender



Height:  
2-5/8" [67mm]  
OD:  
5-1/16" [129mm]



**993PB**  
Polished Brass with Black Baffle

**993W**  
White Trim with White Baffle


**993P**  
White Trim with Black Baffle



**993AC**  
Antique Copper with Black Baffle

**993SN**  
Satin Nickel Trim with Black Baffle

**993SL**  
Silver Trim with Black Baffle



**993TBZ**  
Tuscan Bronze with Black Baffle