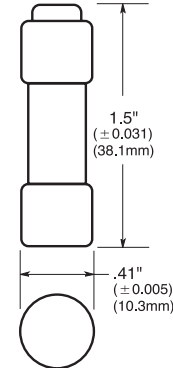


HCTR

Class CC 600Vac, 0.25 to 30A Time-Delay Fuses



Dimensions (inches)



Catalog Symbol: HCTR

Time-Delay

Volts: 600Vac (or less)

Amps: 0.25 to 30A

IR: 200kA RMS Sym.

10kAIC (12-30A)

Agency Information: CE, UL Listed, Std. 248-4, Class CC, Guide JDDZ, File E162363, CSA Certified, Class CC CSA, Class 1422-02, File 53787 — HRCI-CC

Features

- The HCTR was designed to meet the needs of control circuit transformer protection.
- Current-limitation protects down stream components against damaging thermal and magnetic effects of short-circuit currents.
- Rejection feature. HCTR fuses meet the UL 508, paragraph 19.2.4 requirement that control circuit fuses used in equipment listed for use with more than 10,000A available must have an adequate interrupting rating and must be rejection type.
- High inrush time-delay. Control circuit transformers can experience inrush currents up to 85 times their full-load current rating. HCTR fuses can be sized according to NEC™ and UL requirements and still allow the high inrush currents, with significantly more time-delay than the UL minimum value of 12 seconds at 200% for Class CC fuses.
- Melamine tube with nickel-plated brass end caps.

Catalog Numbers (amps)

HCTR0.25	HCTR1.25	HCTR2.8	HCTR8
HCTR0.3	HCTR1.3	HCTR3	HCTR9
HCTR0.4	HCTR1.4	HCTR3.2	HCTR10
HCTR0.5	HCTR1.5	HCTR3.5	HCTR12
HCTR0.6	HCTR1.6	HCTR4	HCTR15
HCTR0.75	HCTR1.8	HCTR5	HCTR20
HCTR0.8	HCTR2	HCTR6	HCTR25
HCTR1	HCTR2.25	HCTR6.25	HCTR30
HCTR1.125	HCTR2.5	HCTR7.5	

Maximum Acceptable Rating of Overcurrent Device*

Rated Primary (Amps) Current	Maximum Rating of Overcurrent Protective Device Expressed As A Percent of Transformer Primary Current Rating
Less than 2A	500**
2A to less than 9A	167
9A or more	125

*UL 508, Table 19.3.

**300% for other than motor control applications.

Carton Quantity and Weight

Amps	Carton Quantity	Weight per Carton	
		lbs	kg
0.25 to 30	10	20	0.09

Class CC Fuse Blocks (600V) Catalog Data

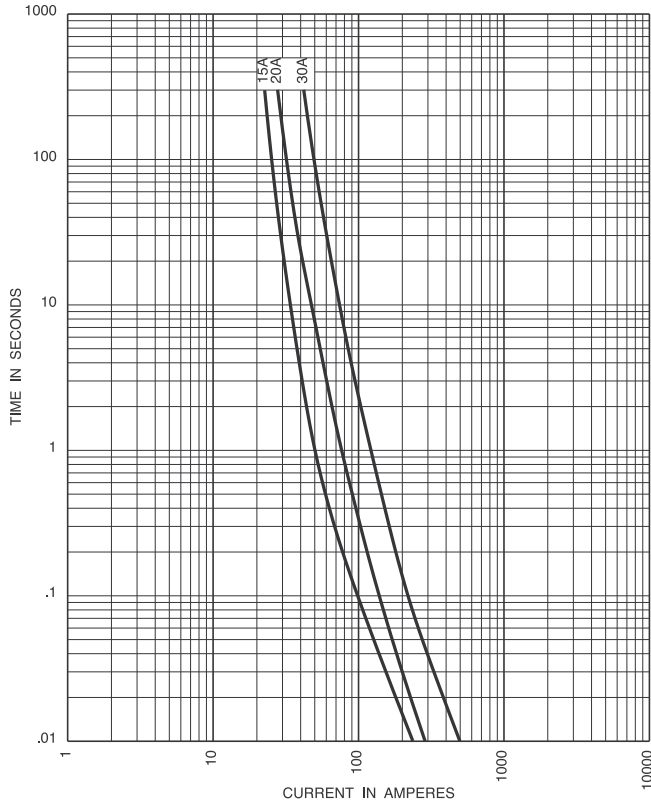
Poles	Screw		Pressure		Quick- Connect
	Terminal	Plate	Terminal	Box	
1	BC6031S	BC6031P	BC6031B	BC6031SQ	BC6031PQ
2	BC6032S	BC6032P	BC6032B	BC6032SQ	BC6032PQ
3	BC6033S	BC6033P	BC6033B	BC6033SQ	BC6033PQ

HCTR

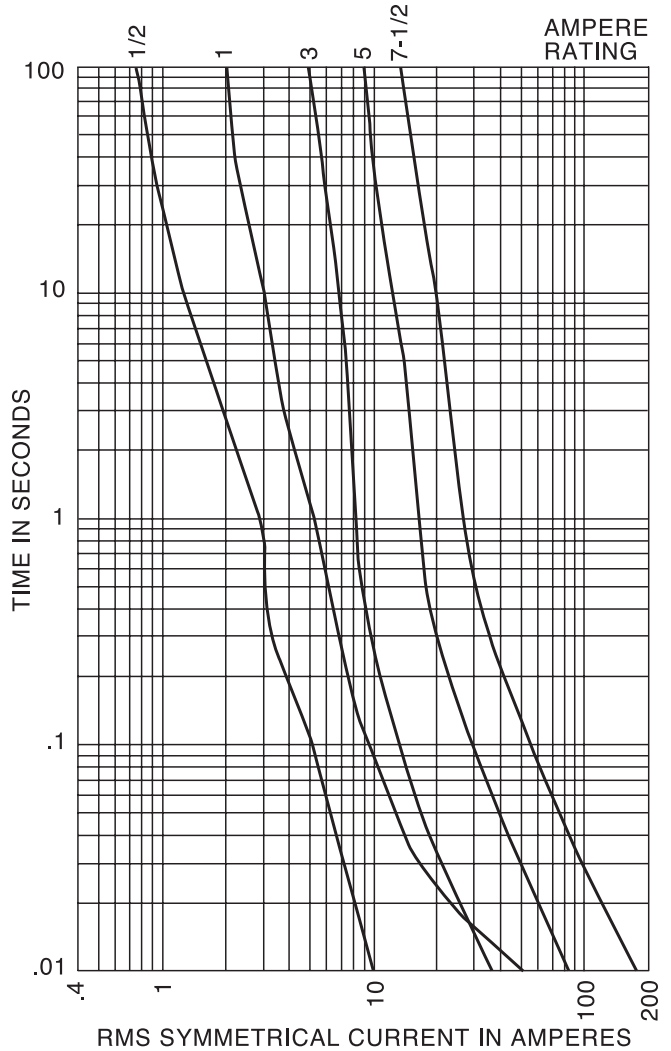
Class CC 600Vac, 0.25 to 30A

Time-Delay Fuses

Time-Current Characteristic Curves- Average Melt



Time-Current Characteristic Curves- Total Clearing



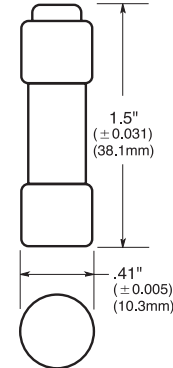
The only controlled copy of this document is the electronic read-only version maintained by Cooper Bussmann. All other copies of this document are by definition uncontrolled. This bulletin is intended to clearly present comprehensive product data and provide technical information that will help the end user with design applications. Cooper Bussmann reserves the right, without notice, to change design or construction of any products and to discontinue or limit distribution of any products. Cooper Bussmann also reserves the right to change or update, without notice, any technical information contained in this bulletin. Once a product has been selected, it should be tested by the user in all possible applications.

HCTR

Class CC 600Vac, 0.25 to 30A Time-Delay Fuses



Dimensions (inches)



Catalog Symbol: HCTR

Time-Delay

Volts: 600Vac (or less)

Amps: 0.25 to 30A

IR: 200kA RMS Sym.

10kAIC (12-30A)

Agency Information: CE, UL Listed, Std. 248-4, Class CC, Guide JDDZ, File E162363, CSA Certified, Class CC CSA, Class 1422-02, File 53787 — HRCI-CC

Features

- The HCTR was designed to meet the needs of control circuit transformer protection.
- Current-limitation protects down stream components against damaging thermal and magnetic effects of short-circuit currents.
- Rejection feature. HCTR fuses meet the UL 508, paragraph 19.2.4 requirement that control circuit fuses used in equipment listed for use with more than 10,000A available must have an adequate interrupting rating and must be rejection type.
- High inrush time-delay. Control circuit transformers can experience inrush currents up to 85 times their full-load current rating. HCTR fuses can be sized according to NEC™ and UL requirements and still allow the high inrush currents, with significantly more time-delay than the UL minimum value of 12 seconds at 200% for Class CC fuses.
- Melamine tube with nickel-plated brass end caps.

Catalog Numbers (amps)

HCTR0.25	HCTR1.25	HCTR2.8	HCTR8
HCTR0.3	HCTR1.3	HCTR3	HCTR9
HCTR0.4	HCTR1.4	HCTR3.2	HCTR10
HCTR0.5	HCTR1.5	HCTR3.5	HCTR12
HCTR0.6	HCTR1.6	HCTR4	HCTR15
HCTR0.75	HCTR1.8	HCTR5	HCTR20
HCTR0.8	HCTR2	HCTR6	HCTR25
HCTR1	HCTR2.25	HCTR6.25	HCTR30
HCTR1.125	HCTR2.5	HCTR7.5	

Maximum Acceptable Rating of Overcurrent Device*

Rated Primary (Amps) Current	Maximum Rating of Overcurrent Protective Device Expressed As A Percent of Transformer Primary Current Rating
Less than 2A	500**
2A to less than 9A	167
9A or more	125

*UL 508, Table 19.3.

**300% for other than motor control applications.

Carton Quantity and Weight

Amps	Carton Quantity	Weight per Carton	
		lbs	kg
0.25 to 30	10	20	0.09

Class CC Fuse Blocks (600V) Catalog Data

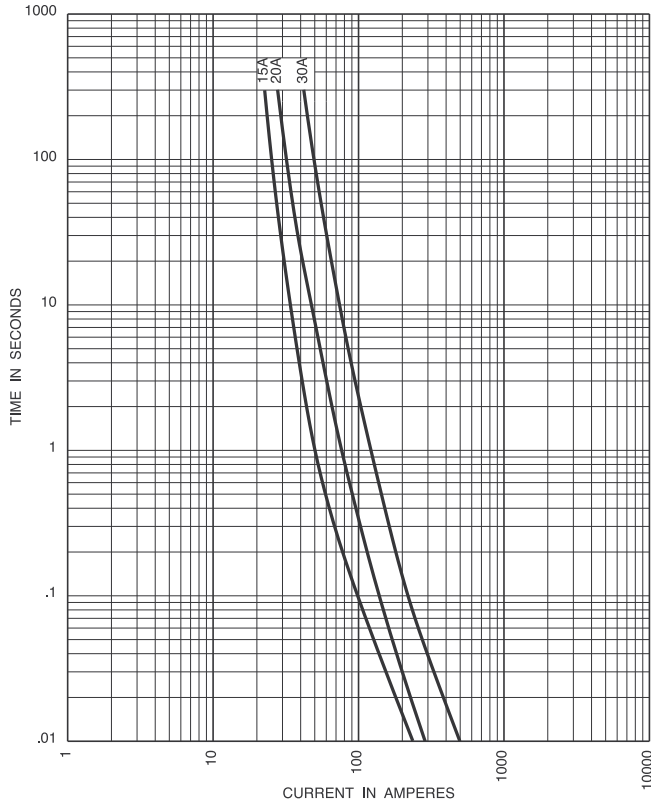
Poles	Screw		Pressure		Quick- Connect
	Terminal	Plate	Terminal	Box	
1	BC6031S	BC6031P	BC6031B	BC6031SQ	BC6031PQ
2	BC6032S	BC6032P	BC6032B	BC6032SQ	BC6032PQ
3	BC6033S	BC6033P	BC6033B	BC6033SQ	BC6033PQ

HCTR

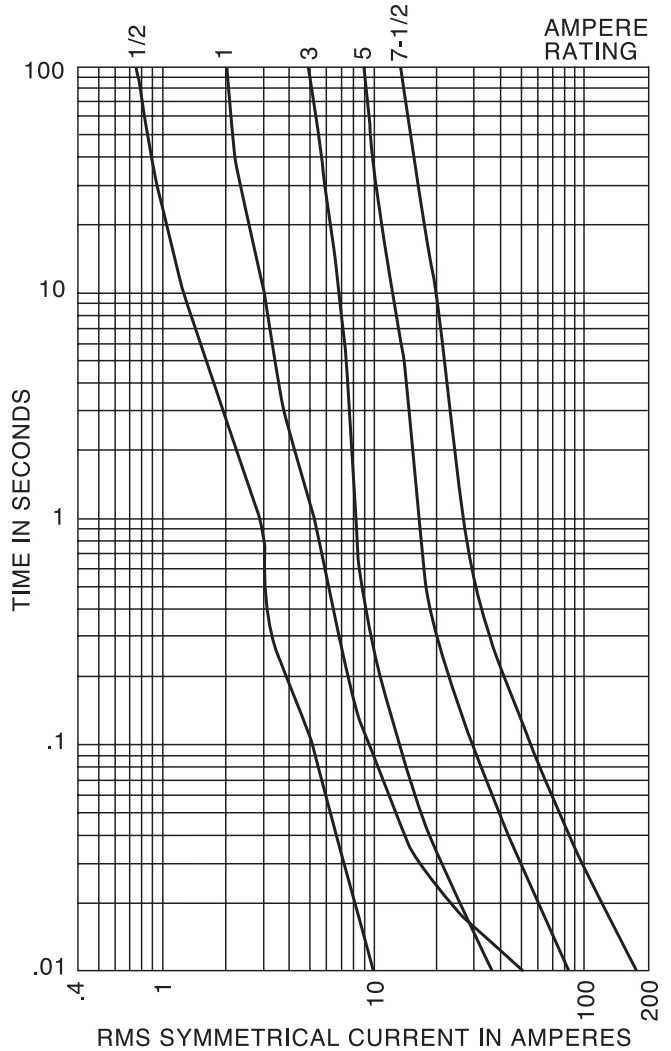
Class CC 600Vac, 0.25 to 30A

Time-Delay Fuses

Time-Current Characteristic Curves- Average Melt



Time-Current Characteristic Curves- Total Clearing



The only controlled copy of this document is the electronic read-only version maintained by Cooper Bussmann. All other copies of this document are by definition uncontrolled. This bulletin is intended to clearly present comprehensive product data and provide technical information that will help the end user with design applications. Cooper Bussmann reserves the right, without notice, to change design or construction of any products and to discontinue or limit distribution of any products. Cooper Bussmann also reserves the right to change or update, without notice, any technical information contained in this bulletin. Once a product has been selected, it should be tested by the user in all possible applications.