

We offer a complete line of Bussmann series fuse holders to install blade or glass tube fuses. Choose water resistant and/or splash-proof versions for extra protection in special applications. Five available connector types meet the needs of technicians and do-it-yourselfers:

- **Wire loop:** To install, simply cut the wire, strip ends and attach each end to the circuit. Requires using additional connectors. See catalog numbers HHK, HMJ, HMK, HRI, HRJ and HRK.
- **Open wire:** To install, simply strip lead ends and attach each end to the circuit. Requires using additional connectors. See catalog numbers ATC-FHID, ATM-FHID, MAX-FHID, HHC, HHD, HHF, HHG, HHL, HHM, HHN, HHR, HHU and HHX.
- **Crimp-on:** Strip the wire, insert into fuse holder and crimp tightly, and you're done. No additional hardware needed. See catalog numbers HFA, HFB and HHB.
- **Self-stripping:** To install, simply locate fuse holder at a convenient spot along the wire. Snap fuse holder closed around wire to automatically pierce insulation. See catalog number HHS.
- **Solder:** To install, simply solder the wire onto the holder's terminals. See catalog number HKP.
- **Quick-connect:** Attach fully insulated female terminal onto the 1/4" quick-connect terminals. See catalog numbers HKP-HH, HTB-26I, HTB-38I, HTB-68I and HTB-88I.


Select fuse holders by matching it to the wire size being fused. An undersized fuse holder will increase electrical resistance and reduce performance in the circuit.

NOTE: Never install a fuse with a larger amp rating than specified for the application, holder or wire size.

In-line ATR and ATM fuse holders

Trad'l pack*	Retail pack**	Max volts/amps	Leadwire	Description
ATR				
HH2	—	32 V/15 A	2x4"/#16	Holder with cover
ATM				
HHL	BP/HHL-RP	32 V/20 A	2x4"/#16	Holder with cover
HHM	BP/HHM-RP	32 V/30 A	2x4"/#12	Holder with cover
HHU	BP/HHU	32 V/30 A	2x4"/#12	Water-resistant holder
ATM-FHID	BP/ATM-FHID	32 V/20 A	2x4"/#16	Holder with protective cover and open fuse illuminating LED

* 1 Fuse holder per pack, 10 packs per shelf carton.
** 1 Fuse holder per pack, 5 packs per shelf carton.




Fuses sold separately.

In-line ATC fuse holders

Trad'l pack*	Retail pack**	Max volts/amps	Leadwire	Description
HHC	BP/HHC-RP	32 V/20 A	2x4"/#16	Yellow fuse holder
HHD	BP/HHD-RP	32 V/30 A	2x4"/#12	Black fuse holder
—	BP/HHD-30-RP	32 V/30 A	2x4"/#12	Holder with ATC-30 A fuse
HHF	BP/HHF-RP	32 V/20 A	2x4"/#16	Holder with protective cover
HHG	BP/HHG-RP	32 V/30 A	2x4"/#12	Heavy-duty holder with cover
HHR	BP/HHR	32 V/30 A	2x5"/#12	Heavy-duty water-resistant holder
—	BP/HHS-RP	32 V/20 A	#18 to 14	Self-stripping fuse holder
ATC-FHID	BP/ATC-FHID	32 V/20 A	2x6"/#16	Holder with protective cover and open fuse illuminating LED

* 1 Fuse holder per pack, 10 packs per shelf carton.
** 1 Fuse holder per pack, 5 packs per shelf carton.




Fuses sold separately.

In-line MAXI fuse holders

Catalog no.*	Retail pack**	Max volts /amps	Lead-wire	Description
HHX	—	32 V/60 A	2x5"/#6	Fuse holder with cover
MAX-FHID	—	32 V/60 A	2x5"/#6	Fuse holder with protective cap and open fuse illuminating LED

* 1 Fuse holder per pack, 10 packs per shelf carton.
** 1 Fuse holder per pack, 5 packs per shelf carton.




Fuses sold separately.

ATR, low-profile ATM, ATM and ATC add-a-circuits and fuse taps

Retail pack*	Description
BP/ATM-TAP-RP	Taps into existing ATM fuse for additional non-fused circuit, includes crimp-on connector - fuses not included
BP/ATC-TAP-RP	Taps into existing ATC fuse by fitting over the leg for additional non-fused circuit, includes crimp-on connector - fuses not included
BP/HHTR-RP	Adds a 10 A max ATR 2-leg micro fuse circuit by inserting into an existing ATR fuse block with 5 inch #16 leadwire and crimp connector - fuses not included
BP/HHLP-RP	Adds a 10 A max low-profile ATM fuse circuit by inserting into an existing ATM fuse block with 5 inch #16 leadwire and crimp connector - fuses not included
BP/HHH-RP	Adds a 10 A max ATM fuse circuit by inserting into an existing ATM fuse block with 5 inch #16 leadwire and crimp connector - fuses not included
BP/HHA-RP	Adds a 10 A max ATC fuse circuit by inserting into an existing ATC fuse block with 5 inch #16 leadwire and crimp connector - fuses not included

* 1 Part per pack, 5 packs per shelf carton.



Glass tube in-line holders for 1/4" diameter fuses

Trad'l pack*	Retail pack**	Fuse/size	Max volts/amps	Leads/terminals	Description/feature
HFA	—	1/4" x 1-1/4"	250 V/20 A	Crimp #12 to 16 wire	Water-resistant - black body
HFB-R	BP/HFB-RP	1/4" x 1-1/4"	32 V/30 A	Crimp #12 to 18 wire	Water-resistant - yellow body
HHB	BP/HHB-RP	1/4" x 7/8" to 1-1/4"	32 V/30 A	Crimp #12 to 16 wire	Universal - yellow body
HHK	BP/HHK-RP	1/4" x 5/8" to 1-1/4" and SFE-20	32 V/20 A	#14 leadwire/yellow	Universal nylon, twist lock, no fuse - black body
HHN	BP/HHN-RP	1/4" x 1-1/4"	32 V/30 A	#12 leadwire/yellow	Nylon heavy-duty with AGC-30 fuse - white body
HLR	—	For GMF fuse, see page 38	300 V/15 A	6" of #18 leadwire/red	Holder with installed lineside terminal wire for GMF fuses
HMJ	BP/HMJ-RP	For SFE-20 (included)	32 V/20 A	8" of #14 leadwire/black	With fuse and wire loop leads - black body
HMK	BP/HMK-RP	1/4" x 1-1/4" and SFE-20	32 V/30 A	#12 leadwire/black	No fuse, wire loop leads - black body
HRH	—	For SFE-9 (included)	32 V/9 A	19" of #14 leadwire	With fuse and wire loop leads - black body
HRI	—	For SFE-14 (included)	32 V/14 A	19" of #14 leadwire/black	With fuse and wire loop leads - gray body
HRJ	—	For SFE-20 (included)	32 V/20 A	19" of #14 leadwire/black	With fuse and wire loop leads - black body
HRK	BP/HRK-RP	1/4" dia. x 7/8" to 1-1/4"	32 V/20 A	#14 leadwire/black	Universal with wire loop leads and springs for different fuse lengths - black body

* 1 Fuse holder per pack, 10 packs per shelf carton.

** 1 Fuse holder per pack, 5 packs per shelf carton.



Panel-mount holders for 1/4" x 1-1/4" fuses

Trad'l pack*	Retail pack**	Description/mounting	Max. panel thickness	Knob type	Terminals	Max volts/amps
HKP	—	High-profile cover knob, rear hexnut	0.3"	Knob	Solder terminals	250 V/30 A
HKP-HH	BP/HKP-HH-RP	High-profile cover knob, rear hexnut	0.3"	Knob	1/4" quick-connect terminals	250 V/15 A
HTB-26I	—	Low-profile cover knob, rear hexnut	0.3"	Knob	In-line 1/4" quick-connect terminals	250 V/20 A
HTB-38I	—	Low-profile cover knob, rear hexnut	0.3"	Screwdriver/Slotted	Right angle 1/4" quick-connect terminals	250 V/20 A
HTB-68I	—	Low-profile cover knob, front hexnut	0.3"	Knob	Right angle 1/4" quick-connect terminals	250 V/20 A
HTB-88I	—	Low-profile cover knob, through-hole snap	0.125"	Knob	Right angle 1/4" quick-connect terminals	250 V/20 A

* 1 Fuse holder per pack, 10 packs per shelf carton.

** 1 Fuse holder per pack, 5 packs per shelf carton.



We offer a complete line of Bussmann series fuse holders to install blade or glass tube fuses. Choose water resistant and/or splash-proof versions for extra protection in special applications. Five available connector types meet the needs of technicians and do-it-yourselfers:

- **Wire loop:** To install, simply cut the wire, strip ends and attach each end to the circuit. Requires using additional connectors. See catalog numbers HHK, HMJ, HMK, HRI, HRJ and HRK.
- **Open wire:** To install, simply strip lead ends and attach each end to the circuit. Requires using additional connectors. See catalog numbers ATC-FHID, ATM-FHID, MAX-FHID, HHC, HHD, HHF, HHG, HHL, HHM, HHN, HHR, HHU and HHX.
- **Crimp-on:** Strip the wire, insert into fuse holder and crimp tightly, and you're done. No additional hardware needed. See catalog numbers HFA, HFB and HHB.
- **Self-stripping:** To install, simply locate fuse holder at a convenient spot along the wire. Snap fuse holder closed around wire to automatically pierce insulation. See catalog number HHS.
- **Solder:** To install, simply solder the wire onto the holder's terminals. See catalog number HKP.
- **Quick-connect:** Attach fully insulated female terminal onto the 1/4" quick-connect terminals. See catalog numbers HKP-HH, HTB-26I, HTB-38I, HTB-68I and HTB-88I.


Select fuse holders by matching it to the wire size being fused. An undersized fuse holder will increase electrical resistance and reduce performance in the circuit.

NOTE: Never install a fuse with a larger amp rating than specified for the application, holder or wire size.

In-line ATR and ATM fuse holders

Trad'l pack*	Retail pack**	Max volts/amps	Leadwire	Description
ATR				
HH2	—	32 V/15 A	2x4"/#16	Holder with cover
ATM				
HHL	BP/HHL-RP	32 V/20 A	2x4"/#16	Holder with cover
HHM	BP/HHM-RP	32 V/30 A	2x4"/#12	Holder with cover
HHU	BP/HHU	32 V/30 A	2x4"/#12	Water-resistant holder
ATM-FHID	BP/ATM-FHID	32 V/20 A	2x4"/#16	Holder with protective cover and open fuse illuminating LED

* 1 Fuse holder per pack, 10 packs per shelf carton.
** 1 Fuse holder per pack, 5 packs per shelf carton.




Fuses sold separately.

In-line ATC fuse holders

Trad'l pack*	Retail pack**	Max volts/amps	Leadwire	Description
HHC	BP/HHC-RP	32 V/20 A	2x4"/#16	Yellow fuse holder
HHD	BP/HHD-RP	32 V/30 A	2x4"/#12	Black fuse holder
—	BP/HHD-30-RP	32 V/30 A	2x4"/#12	Holder with ATC-30 A fuse
HHF	BP/HHF-RP	32 V/20 A	2x4"/#16	Holder with protective cover
HHG	BP/HHG-RP	32 V/30 A	2x4"/#12	Heavy-duty holder with cover
HHR	BP/HHR	32 V/30 A	2x5"/#12	Heavy-duty water-resistant holder
—	BP/HHS-RP	32 V/20 A	#18 to 14	Self-stripping fuse holder
ATC-FHID	BP/ATC-FHID	32 V/20 A	2x6"/#16	Holder with protective cover and open fuse illuminating LED

* 1 Fuse holder per pack, 10 packs per shelf carton.
** 1 Fuse holder per pack, 5 packs per shelf carton.




Fuses sold separately.

In-line MAXI fuse holders

Catalog no.*	Retail pack**	Max volts /amps	Lead-wire	Description
HHX	—	32 V/60 A	2x5"/#6	Fuse holder with cover
MAX-FHID	—	32 V/60 A	2x5"/#6	Fuse holder with protective cap and open fuse illuminating LED

** 1 Fuse holder per pack, 10 packs per shelf carton.
** 1 Fuse holder per pack, 5 packs per shelf carton.




Fuses sold separately.

ATR, low-profile ATM, ATM and ATC add-a-circuits and fuse taps

Retail pack*	Description
BP/ATM-TAP-RP	Taps into existing ATM fuse for additional non-fused circuit, includes crimp-on connector - fuses not included
BP/ATC-TAP-RP	Taps into existing ATC fuse by fitting over the leg for additional non-fused circuit, includes crimp-on connector - fuses not included
BP/HHTR-RP	Adds a 10 A max ATR 2-leg micro fuse circuit by inserting into an existing ATR fuse block with 5 inch #16 leadwire and crimp connector - fuses not included
BP/HHLP-RP	Adds a 10 A max low-profile ATM fuse circuit by inserting into an existing ATM fuse block with 5 inch #16 leadwire and crimp connector - fuses not included
BP/HHH-RP	Adds a 10 A max ATM fuse circuit by inserting into an existing ATM fuse block with 5 inch #16 leadwire and crimp connector - fuses not included
BP/HHA-RP	Adds a 10 A max ATC fuse circuit by inserting into an existing ATC fuse block with 5 inch #16 leadwire and crimp connector - fuses not included

* 1 Part per pack, 5 packs per shelf carton.



Glass tube in-line holders for 1/4" diameter fuses

Trad'l pack*	Retail pack**	Fuse/size	Max volts/amps	Leads/terminals	Description/feature
HFA	—	1/4" x 1-1/4"	250 V/20 A	Crimp #12 to 16 wire	Water-resistant - black body
HFB-R	BP/HFB-RP	1/4" x 1-1/4"	32 V/30 A	Crimp #12 to 18 wire	Water-resistant - yellow body
HHB	BP/HHB-RP	1/4" x 7/8" to 1-1/4"	32 V/30 A	Crimp #12 to 16 wire	Universal - yellow body
HHK	BP/HHK-RP	1/4" x 5/8" to 1-1/4" and SFE-20	32 V/20 A	#14 leadwire/yellow	Universal nylon, twist lock, no fuse - black body
HHN	BP/HHN-RP	1/4" x 1-1/4"	32 V/30 A	#12 leadwire/yellow	Nylon heavy-duty with AGC-30 fuse - white body
HLR	—	For GMF fuse, see page 38	300 V/15 A	6" of #18 leadwire/red	Holder with installed lineside terminal wire for GMF fuses
HMJ	BP/HMJ-RP	For SFE-20 (included)	32 V/20 A	8" of #14 leadwire/black	With fuse and wire loop leads - black body
HMK	BP/HMK-RP	1/4" x 1-1/4" and SFE-20	32 V/30 A	#12 leadwire/black	No fuse, wire loop leads - black body
HRH	—	For SFE-9 (included)	32 V/9 A	19" of #14 leadwire	With fuse and wire loop leads - black body
HRI	—	For SFE-14 (included)	32 V/14 A	19" of #14 leadwire/black	With fuse and wire loop leads - gray body
HRJ	—	For SFE-20 (included)	32 V/20 A	19" of #14 leadwire/black	With fuse and wire loop leads - black body
HRK	BP/HRK-RP	1/4" dia. x 7/8" to 1-1/4"	32 V/20 A	#14 leadwire/black	Universal with wire loop leads and springs for different fuse lengths - black body

* 1 Fuse holder per pack, 10 packs per shelf carton.

** 1 Fuse holder per pack, 5 packs per shelf carton.



Panel-mount holders for 1/4" x 1-1/4" fuses

Trad'l pack*	Retail pack**	Description/mounting	Max. panel thickness	Knob type	Terminals	Max volts/amps
HKP	—	High-profile cover knob, rear hexnut	0.3"	Knob	Solder terminals	250 V/30 A
HKP-HH	BP/HKP-HH-RP	High-profile cover knob, rear hexnut	0.3"	Knob	1/4" quick-connect terminals	250 V/15 A
HTB-26I	—	Low-profile cover knob, rear hexnut	0.3"	Knob	In-line 1/4" quick-connect terminals	250 V/20 A
HTB-38I	—	Low-profile cover knob, rear hexnut	0.3"	Screwdriver/Slotted	Right angle 1/4" quick-connect terminals	250 V/20 A
HTB-68I	—	Low-profile cover knob, front hexnut	0.3"	Knob	Right angle 1/4" quick-connect terminals	250 V/20 A
HTB-88I	—	Low-profile cover knob, through-hole snap	0.125"	Knob	Right angle 1/4" quick-connect terminals	250 V/20 A

* 1 Fuse holder per pack, 10 packs per shelf carton.

** 1 Fuse holder per pack, 5 packs per shelf carton.

