

Threaded Rigid and IMC Conduit Hubs

Suitable for use in Class I, Division 2

Applications

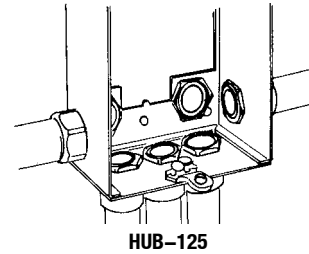
- Insulated throat form provides a more vibration resistant connection between threaded rigid conduit or IMC and enclosure.
- Provides threaded termination in sheet metal enclosures.
- Suitable for service entrance.
- General purpose fitting.

Features

- Appleton's Uni-Seal rigid conduit hubs eliminate the need for welded hubs. Efficiency of installation is built into the superior design; single wrench installation.
- Patented hex-hub wedge adapter fits nearly flush against the interior side walls of enclosures; provides maximum wiring room.
- Simple two piece construction.
- Protective insulated throats, positive grounding and watertight sealing action.
- Flame resistant insulated throat eliminates need for end bushings.
- Locking edge of body bites into enclosure wall, makes hub self-locking, eliminates the need for locknuts, provides continuous 360° pressure on both sides of enclosure wall, forms positive grounding and vibration-resistant connection.
- Built-in recessed gasket.

Material/Finish

- HUB50 thru HUB100: steel
- HUB125 thru HUB400 and HUB9050 thru HUB90100: malleable iron
- Gasket: neoprene



Certifications and Compliances

- UL Standard: 514B
- UL Listed: E14814
- CSA Standard: C22.2 No. 18.3
- CSA Certified: 065178
- NEMA: FB-1

Options

- PVC coating available on select hubs. Add suffix **-PVC** to catalog number.

Catalog Number	Trade Size (Inches)	Hole Diameter in Inches/Millimeters		Panel Thickness in Inches/Millimeters		Dimensions in Inches/Millimeters		Weight Lbs./Kgs. Per 100	
		Max.	Min.	Max.	Min.	A	B		
Straight — Steel									
HUB-50 †	1/2	0.88/	0.94/	0.06/	0.08/	1.08/	1.11/	16.00/	
		22.4	23.9	1.5	2.0	27.4	28.2	7.26	
HUB-75 †	3/4	1.09/	1.16/	0.06/	0.08/	1.11/	1.38/	23.00/	
		27.7	29.5	1.5	2.0	28.2	35.1	10.43	
HUB-100 †	1	1.34/	1.41/	0.06/	0.08/	1.25/	1.72/	39.00/	
		34.0	35.8	1.5	2.0	31.8	43.7	17.69	
		1.47/	1.47/	0.09/	0.25/				
		37.3	37.3	2.3	6.4				

† PVC coating available on select hubs. Add suffix **-PVC** to catalog number.

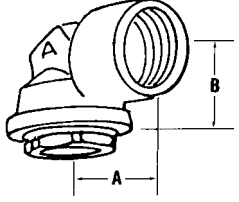
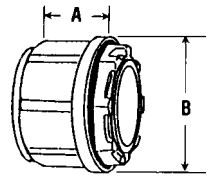
Threaded Rigid and IMC Conduit Hubs

Suitable for use in Class I, Division 2

COMMERCIAL PRODUCTS: RIGID AND IMC FITTINGS

Commercial Products

Catalog Number	Trade Size (Inches)	Hole Diameter in Inches/Millimeters		Panel Thickness in Inches/Millimeters		Dimensions in Inches/Millimeters		Weight Lbs./Kgs. Per 100
		Max.	Min.	Max.	Min.	A	B	
Straight — Malleable Iron								
HUB-125 †	1-1/4	1.69/	1.78/	0.06/	0.08/	1.80/	2.31/	77.00/
		42.9	45.2	1.5	2.0			34.93
HUB-150 †	1-1/2	1.94/	2.03/	0.06/	0.08/	1.83/	2.63/	92.00/
		49.3	51.6	1.5	2.0			41.73
HUB-200 †	2	2.39/	2.53/	0.06/	0.08/	1.88/	3.13/	134.00/
		60.7	64.3	1.5	2.0			60.78
HUB-250 †	2-1/2	2.89/	3.02/	0.09/	0.31/	2.39/	3.63/	236.00/
		73.4	76.7	2.3	7.9			107.05
HUB-300 †	3	3.52/	3.64/	0.09/	0.31/	2.48/	1.00/	310.00/
		89.4	92.5	2.3	7.9			140.61
HUB-350 †	3-1/2	4.02/	4.13/	0.09/	0.31/	3.19/	4.81/	400.00/
		102.1	104.9	2.3	7.9			181.44
HUB-400 †	4	4.52/	4.63/	0.09/	0.31/	2.63/	5.44/	475.00/
		114.8	117.6	2.3	7.9			215.46
90° — Malleable Iron								
HUB-9050	1/2	0.88/	0.94/	0.06/	0.08/	1.28/	0.88/	36.00/
		22.4	23.9	1.5	2.0			16.33
HUB-9075	3/4	1.09/	1.16/	0.06/	0.08/	1.44/	0.94/	50.00/
		27.7	29.5	1.5	2.0			22.68
HUB-90100	1	1.34/	1.41/	0.06/	0.08/	1.63/	1.13/	75.00/
		34.0	35.8	1.5	2.0			34.02
			1.47/	0.09/	0.25/	41.4	28.7	34.02
			37.3	2.3	6.4			



† PVC coating available on select hubs. Add suffix -PVC to catalog number.

Threaded Rigid and IMC Conduit Hubs With Bonding Screws

Suitable for use in Class I, Division 2

Applications

- Provides threaded termination in sheet metal enclosures.
- Suitable for service entrance.
- General purpose fitting.

Features

- Bonding locknut.
- Insulated throat.
- Recessed neoprene O-ring to assure water and dust-tight connections.

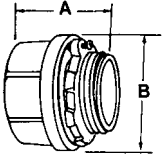

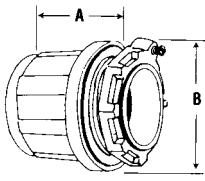
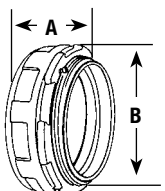
Material/Finish

- Body: 1/2" thru 1": steel, zinc electroplate; 1-1/4" thru 6": malleable iron, zinc electroplate, chromate, epoxy powder coat
- Wedge: 1-1/4" thru 4": malleable iron, zinc electroplate, chromate, epoxy powder coat
- Locknut: 1/2" thru 1", 5" thru 6": steel, zinc electroplate
- Screw: steel, zinc electroplate

- O-ring: neoprene
- Liners: nylon

Certifications and Compliances

- UL Standard: 514B
- UL Listed: E14814
- CSA Standard: C22.2 No. 18.3
- CSA Certified: 065178
- NEMA: FB-1

Catalog Number	Trade Size (Inches)	Dimensions in Inches/Millimeters		Weight Lbs. /Kgs. Per 100	
		A	B		
Straight					
HUB-50B	1/2	0.91/23.1	1.31/33.3	12.80/5.81	
HUB-75B	3/4	0.91/23.1	1.56/39.6	18.40/8.35	
HUB-100B	1	0.97/24.6	1.81/46.0	31.20/14.15	
HUB-125B	1-1/4	1.13/28.7	2.31/58.7	59.40/26.94	 
HUB-150B	1-1/2	1.13/28.7	2.63/66.8	73.60/33.38	
HUB-200B	2	1.19/30.2	3.13/79.5	100.00/45.36	
HUB-250B	2-1/2	1.63/41.4	3.63/92.2	184.40/83.64	
HUB-300B	3	1.63/41.4	4.31/109.5	259.40/117.66	
HUB-350B	3-1/2	1.75/44.5	4.81/122.2	315.60/143.15	
HUB-400B	4	1.75/44.5	5.44/138.2	365.60/165.83	
HUB-500MB	5	2.03/51.6	6.63/168.4	700.00/317.51	
HUB-600MB	6	2.03/51.6	7.69/195.3	916.00/415.49	

COMMERCIAL PRODUCTS: RIGID AND IMC FITTINGS

Commercial Products

Threaded Rigid and IMC Conduit Hubs

Suitable for use in Class I, Division 2

Applications

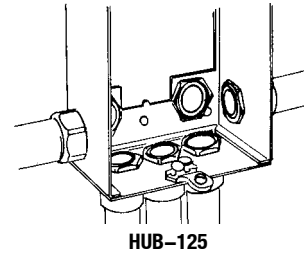
- Insulated throat form provides a more vibration resistant connection between threaded rigid conduit or IMC and enclosure.
- Provides threaded termination in sheet metal enclosures.
- Suitable for service entrance.
- General purpose fitting.

Features

- Appleton's Uni-Seal rigid conduit hubs eliminate the need for welded hubs. Efficiency of installation is built into the superior design; single wrench installation.
- Patented hex-hub wedge adapter fits nearly flush against the interior side walls of enclosures; provides maximum wiring room.
- Simple two piece construction.
- Protective insulated throats, positive grounding and watertight sealing action.
- Flame resistant insulated throat eliminates need for end bushings.
- Locking edge of body bites into enclosure wall, makes hub self-locking, eliminates the need for locknuts, provides continuous 360° pressure on both sides of enclosure wall, forms positive grounding and vibration-resistant connection.
- Built-in recessed gasket.

Material/Finish

- HUB50 thru HUB100: steel
- HUB125 thru HUB400 and HUB9050 thru HUB90100: malleable iron
- Gasket: neoprene



Certifications and Compliances

- UL Standard: 514B
- UL Listed: E14814
- CSA Standard: C22.2 No. 18.3
- CSA Certified: 065178
- NEMA: FB-1

Options

- PVC coating available on select hubs. Add suffix **-PVC** to catalog number.

Catalog Number	Trade Size (Inches)	Hole Diameter in Inches/Millimeters		Panel Thickness in Inches/Millimeters		Dimensions in Inches/Millimeters		Weight Lbs./Kgs. Per 100	
		Max.	Min.	Max.	Min.	A	B		
Straight — Steel									
HUB-50 †	1/2	0.88/	0.94/	0.06/	0.08/	1.08/	1.11/	16.00/	
		22.4	23.9	1.5	2.0	27.4	28.2	7.26	
HUB-75 †	3/4	1.09/	1.16/	0.06/	0.08/	1.11/	1.38/	23.00/	
		27.7	29.5	1.5	2.0	28.2	35.1	10.43	
HUB-100 †	1	1.34/	1.41/	0.06/	0.08/	1.25/	1.72/	39.00/	
		34.0	35.8	1.5	2.0	31.8	43.7	17.69	
		1.47/	1.47/	0.09/	0.25/				
		37.3	37.3	2.3	6.4				



† PVC coating available on select hubs. Add suffix **-PVC** to catalog number.

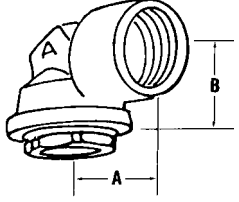
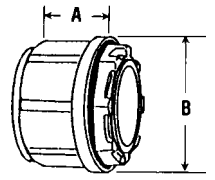
Threaded Rigid and IMC Conduit Hubs

Suitable for use in Class I, Division 2

COMMERCIAL PRODUCTS: RIGID AND IMC FITTINGS

Commercial Products

Catalog Number	Trade Size (Inches)	Hole Diameter in Inches/Millimeters		Panel Thickness in Inches/Millimeters		Dimensions in Inches/Millimeters		Weight Lbs./Kgs. Per 100
		Max.	Min.	Max.	Min.	A	B	
Straight — Malleable Iron								
HUB-125 †	1-1/4	1.69/	1.78/	0.06/	0.08/	1.80/	2.31/	77.00/
		42.9	45.2	1.5	2.0			
HUB-150 †	1-1/2	1.94/	2.03/	0.06/	0.08/	1.83/	2.63/	92.00/
		49.3	51.6	1.5	2.0			
HUB-200 †	2	2.39/	2.53/	0.06/	0.08/	1.88/	3.13/	134.00/
		60.7	64.3	1.5	2.0			
HUB-250 †	2-1/2	2.89/	3.02/	0.09/	0.31/	2.39/	3.63/	236.00/
		73.4	76.7	2.3	7.9			
HUB-300 †	3	3.52/	3.64/	0.09/	0.31/	2.48/	1.00/	310.00/
		89.4	92.5	2.3	7.9			
HUB-350 †	3-1/2	4.02/	4.13/	0.09/	0.31/	3.19/	4.81/	400.00/
		102.1	104.9	2.3	7.9			
HUB-400 †	4	4.52/	4.63/	0.09/	0.31/	2.63/	5.44/	475.00/
		114.8	117.6	2.3	7.9			
90° — Malleable Iron								
HUB-9050	1/2	0.88/	0.94/	0.06/	0.08/	1.28/	0.88/	36.00/
		22.4	23.9	1.5	2.0			
HUB-9075	3/4	1.09/	1.16/	0.06/	0.08/	1.44/	0.94/	50.00/
		27.7	29.5	1.5	2.0			
HUB-90100	1	1.34/	1.41/	0.06/	0.08/	1.63/	1.13/	75.00/
		34.0	35.8	1.5	2.0			
		1.47/	1.47/	0.09/	0.25/	41.4	28.7	34.02
		37.3	37.3	2.3	6.4			



† PVC coating available on select hubs. Add suffix -PVC to catalog number.

Threaded Rigid and IMC Conduit Hubs With Bonding Screws

Suitable for use in Class I, Division 2

Applications

- Provides threaded termination in sheet metal enclosures.
- Suitable for service entrance.
- General purpose fitting.

Features

- Bonding locknut.
- Insulated throat.
- Recessed neoprene O-ring to assure water and dust-tight connections.

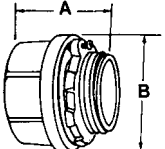

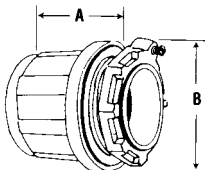
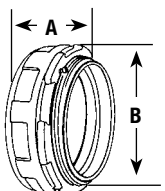
Material/Finish

- Body: 1/2" thru 1": steel, zinc electroplate; 1-1/4" thru 6": malleable iron, zinc electroplate, chromate, epoxy powder coat
- Wedge: 1-1/4" thru 4": malleable iron, zinc electroplate, chromate, epoxy powder coat
- Locknut: 1/2" thru 1", 5" thru 6": steel, zinc electroplate
- Screw: steel, zinc electroplate

- O-ring: neoprene
- Liners: nylon

Certifications and Compliances

- UL Standard: 514B
- UL Listed: E14814
- CSA Standard: C22.2 No. 18.3
- CSA Certified: 065178
- NEMA: FB-1

Catalog Number	Trade Size (Inches)	Dimensions in Inches/Millimeters		Weight Lbs. /Kgs. Per 100	
		A	B		
Straight					
HUB-50B	1/2	0.91/23.1	1.31/33.3	12.80/5.81	
HUB-75B	3/4	0.91/23.1	1.56/39.6	18.40/8.35	
HUB-100B	1	0.97/24.6	1.81/46.0	31.20/14.15	
HUB-125B	1-1/4	1.13/28.7	2.31/58.7	59.40/26.94	 
HUB-150B	1-1/2	1.13/28.7	2.63/66.8	73.60/33.38	
HUB-200B	2	1.19/30.2	3.13/79.5	100.00/45.36	
HUB-250B	2-1/2	1.63/41.4	3.63/92.2	184.40/83.64	
HUB-300B	3	1.63/41.4	4.31/109.5	259.40/117.66	
HUB-350B	3-1/2	1.75/44.5	4.81/122.2	315.60/143.15	
HUB-400B	4	1.75/44.5	5.44/138.2	365.60/165.83	
HUB-500MB	5	2.03/51.6	6.63/168.4	700.00/317.51	
HUB-600MB	6	2.03/51.6	7.69/195.3	916.00/415.49	

COMMERCIAL PRODUCTS: RIGID AND IMC FITTINGS

Commercial Products