

# Watertight Hubs

Aluminum Die Cast, Insulated and Gasketed

Suitable for use in Class I, Division 2

## Applications

- Used to connect rigid metal conduit or IMC to a threadless opening in an enclosure.
- May be used in wet or dry locations, indoors or outdoors.

## Features

- Rugged metallic construction ensures mechanical protection.
- Insulated throat, rated up to 302 °F/150 °C, prevents wire abrasion.
- Integral O-ring provides watertight seal.
- Grounding version provides positive ground for external conductor.
- Unique profile permits easy wrenching.
- Smooth, accurately tapped threads facilitate installation.
- Watertight and corrosion resistant.
- NEMA Types 2, 3, 3R, 4, 4X, 5, 12, 13

## Material/Finish

- Bodies and nuts: aluminum die cast
- O-ring: BUNA-N
- Insulator: polypropylene
- Ground screw: stainless steel

## Certifications and Compliances

- UL Standard: 514B
- UL Listed: E14814
- CSA Standard: C22.2 No. 18.3
- CSA Certified: 065178
- NEMA: FB-1

## Options

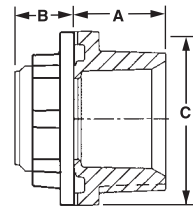
- PVC coating available on select hubs. Add suffix **-PVC** to catalog number.



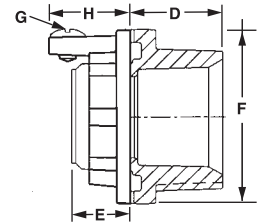
HUB



HUBG



HUB Series



HUBG Series

COMMERCIAL PRODUCTS: RIGID AND IMC FITTINGS

## Hub Spacing

| Knockout Hole Size (in./mm.) | Trade Size (Inches) | Trade Size Dimensions in Inches |                  |                  |                  |                  |                  |
|------------------------------|---------------------|---------------------------------|------------------|------------------|------------------|------------------|------------------|
|                              |                     | 1/2"                            | 3/4"             | 1"               | 1-1/4"           | 1-1/2"           | 2"               |
| 0.88/22.2                    | 1/2                 | <b>1.56/39.6</b>                |                  |                  |                  |                  |                  |
| 1.13/3.2                     | 3/4                 | 1.69/42.9                       | <b>1.81/45.9</b> |                  |                  |                  |                  |
| 1.38/9.5                     | 1                   | 1.84/46.7                       | 1.99/50.5        | <b>2.13/54.1</b> |                  |                  |                  |
| 1.75/19.1                    | 1-1/4               | 2.03/51.6                       | 2.16/54.9        | 2.31/58.7        | <b>2.50/63.5</b> |                  |                  |
| 2.00/50.8                    | 1-1/2               | 2.22/56.4                       | 2.34/59.4        | 2.50/63.5        | 2.69/68.3        | <b>2.88/73.2</b> |                  |
| 2.50/63.5                    | 2                   | 2.47/62.7                       | 2.59/65.8        | 2.75/69.9        | 2.94/74.7        | 3.13/79.5        | <b>3.38/85.9</b> |

Dimensions in **bold** are for centers of conduits of same size, all other dimensions are for centers of conduits of a different size.

# Watertight Hubs

Aluminum Die Cast, Insulated and Gasketed

Suitable for use in Class I, Division 2

## Aluminum Die Cast Hubs — Insulated

| Catalog Number | Trade Size (Inches) | Dimensions in Inches/Millimeters |                             | Dimensions in Inches/Millimeters |           |            |
|----------------|---------------------|----------------------------------|-----------------------------|----------------------------------|-----------|------------|
|                |                     | Hole Diameter Min. — Max.        | Panel Thickness Min. — Max. | A                                | B         | C          |
| HUB-50A †      | 1/2                 | 0.86 — 0.91/<br>21.8 — 23.1      | 0.03 — 0.25/<br>0.8 — 6.4   | .83/21.08                        | .57/14.49 | 1.44/36.58 |
| HUB-75A †      | 3/4                 | 1.08 — 1.14/<br>27.4 — 28.9      | 0.03 — 0.25/<br>0.8 — 6.4   | .90/22.86                        | .59/14.99 | 1.67/42.42 |
| HUB-100A †     | 1                   | 1.33 — 1.41/<br>33.8 — 35.8      | 0.03 — 0.25/<br>0.8 — 6.4   | 1.06/26.92                       | .67/17.02 | 1.99/50.55 |
| HUB-125A †     | 1-1/4               | 1.67 — 1.77/<br>42.4 — 44.9      | 0.03 — 0.25/<br>0.8 — 6.4   | 1.02/25.91                       | .69/17.53 | 2.36/59.94 |
| HUB-150A †     | 1-1/2               | 1.92 — 2.02/<br>48.8 — 51.3      | 0.06 — 0.25/<br>1.5 — 6.4   | 1.02/25.91                       | .69/17.53 | 2.74/69.60 |
| HUB-200A †     | 2                   | 2.36 — 2.50/<br>59.9 — 63.5      | 0.06 — 0.25/<br>1.5 — 6.4   | 1.08/27.43                       | .66/16.76 | 3.23/82.04 |

## Grounding Style Hubs — Insulated

| Catalog Number | Trade Size (Inches) | Dimensions in Inches/Millimeters |                             | Dimensions in Inches/Millimeters |           |            |              |           |
|----------------|---------------------|----------------------------------|-----------------------------|----------------------------------|-----------|------------|--------------|-----------|
|                |                     | Hole Diameter Min. — Max.        | Panel Thickness Min. — Max. | D                                | E         | F          | G            | H         |
| HUBG-50A       | 1/2                 | 0.86 — 0.91/<br>21.8 — 23.1      | 0.03 — 0.25/<br>0.8 — 6.4   | .83/21.08                        | .57/14.48 | 1.44/36.58 | 10-32x0.3    | .59/14.99 |
| HUBG-75A       | 3/4                 | 1.08 — 1.14/<br>27.4 — 28.9      | 0.03 — 0.25/<br>0.8 — 6.4   | .90/22.86                        | .59/14.99 | 1.67/42.42 | 10-32x0.3    | .59/14.99 |
| HUBG-100A      | 1                   | 1.33 — 1.41/<br>33.8 — 35.8      | 0.03 — 0.25/<br>0.8 — 6.4   | 1.06/26.92                       | .67/17.02 | 1.99/50.55 | 10-32x0.3    | .63/16.00 |
| HUBG-125A      | 1-1/4               | 1.67 — 1.77/<br>42.4 — 44.9      | 0.03 — 0.25/<br>0.8 — 6.4   | 1.02/25.91                       | .69/17.53 | 2.36/59.94 | 1/4-20x0.333 | .69/17.53 |
| HUBG-150A      | 1-1/2               | 1.92 — 2.02/<br>48.8 — 51.3      | 0.06 — 0.25/<br>1.5 — 6.4   | 1.02/25.91                       | .69/17.53 | 2.74/69.60 | 1/4-20x0.333 | .81/20.57 |
| HUBG-200A      | 2                   | 2.36 — 2.50/<br>59.9 — 63.5      | 0.06 — 0.25/<br>1.5 — 6.4   | 1.08/27.43                       | .66/16.76 | 3.23/82.04 | 1/4-20x0.333 | .81/20.57 |

† PVC coating available on select hubs. Add suffix **-PVC** to catalog number.

COMMERCIAL PRODUCTS: RIGID AND IMC FITTINGS

Commercial Products

Visit our website at [www.appletonelec.com](http://www.appletonelec.com) or contact us at (800) 621-1506.

© August 2011



# Watertight Hubs

Aluminum Die Cast, Insulated and Gasketed

Suitable for use in Class I, Division 2

## Applications

- Used to connect rigid metal conduit or IMC to a threadless opening in an enclosure.
- May be used in wet or dry locations, indoors or outdoors.

## Features

- Rugged metallic construction ensures mechanical protection.
- Insulated throat, rated up to 302 °F/150 °C, prevents wire abrasion.
- Integral O-ring provides watertight seal.
- Grounding version provides positive ground for external conductor.
- Unique profile permits easy wrenching.
- Smooth, accurately tapped threads facilitate installation.
- Watertight and corrosion resistant.
- NEMA Types 2, 3, 3R, 4, 4X, 5, 12, 13

## Material/Finish

- Bodies and nuts: aluminum die cast
- O-ring: BUNA-N
- Insulator: polypropylene
- Ground screw: stainless steel

## Certifications and Compliances

- UL Standard: 514B
- UL Listed: E14814
- CSA Standard: C22.2 No. 18.3
- CSA Certified: 065178
- NEMA: FB-1

## Options

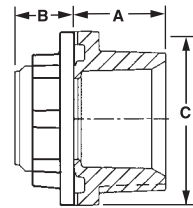
- PVC coating available on select hubs. Add suffix **-PVC** to catalog number.



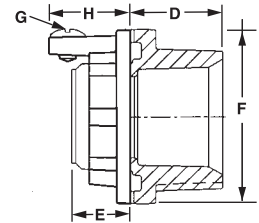
HUB



HUBG



HUB Series



HUBG Series

COMMERCIAL PRODUCTS: RIGID AND IMC FITTINGS

## Hub Spacing

| Knockout Hole Size (in./mm.) | Trade Size (Inches) | Trade Size Dimensions in Inches |                  |                  |                  |                  |                  |
|------------------------------|---------------------|---------------------------------|------------------|------------------|------------------|------------------|------------------|
|                              |                     | 1/2"                            | 3/4"             | 1"               | 1-1/4"           | 1-1/2"           | 2"               |
| 0.88/22.2                    | 1/2                 | <b>1.56/39.6</b>                |                  |                  |                  |                  |                  |
| 1.13/3.2                     | 3/4                 | 1.69/42.9                       | <b>1.81/45.9</b> |                  |                  |                  |                  |
| 1.38/9.5                     | 1                   | 1.84/46.7                       | 1.99/50.5        | <b>2.13/54.1</b> |                  |                  |                  |
| 1.75/19.1                    | 1-1/4               | 2.03/51.6                       | 2.16/54.9        | 2.31/58.7        | <b>2.50/63.5</b> |                  |                  |
| 2.00/50.8                    | 1-1/2               | 2.22/56.4                       | 2.34/59.4        | 2.50/63.5        | 2.69/68.3        | <b>2.88/73.2</b> |                  |
| 2.50/63.5                    | 2                   | 2.47/62.7                       | 2.59/65.8        | 2.75/69.9        | 2.94/74.7        | 3.13/79.5        | <b>3.38/85.9</b> |

Dimensions in **bold** are for centers of conduits of same size, all other dimensions are for centers of conduits of a different size.

# Watertight Hubs

Aluminum Die Cast, Insulated and Gasketed

Suitable for use in Class I, Division 2

## Aluminum Die Cast Hubs — Insulated

| Catalog Number | Trade Size (Inches) | Dimensions in Inches/Millimeters |                             | Dimensions in Inches/Millimeters |           |            |
|----------------|---------------------|----------------------------------|-----------------------------|----------------------------------|-----------|------------|
|                |                     | Hole Diameter Min. — Max.        | Panel Thickness Min. — Max. | A                                | B         | C          |
| HUB-50A †      | 1/2                 | 0.86 — 0.91/<br>21.8 — 23.1      | 0.03 — 0.25/<br>0.8 — 6.4   | .83/21.08                        | .57/14.49 | 1.44/36.58 |
| HUB-75A †      | 3/4                 | 1.08 — 1.14/<br>27.4 — 28.9      | 0.03 — 0.25/<br>0.8 — 6.4   | .90/22.86                        | .59/14.99 | 1.67/42.42 |
| HUB-100A †     | 1                   | 1.33 — 1.41/<br>33.8 — 35.8      | 0.03 — 0.25/<br>0.8 — 6.4   | 1.06/26.92                       | .67/17.02 | 1.99/50.55 |
| HUB-125A †     | 1-1/4               | 1.67 — 1.77/<br>42.4 — 44.9      | 0.03 — 0.25/<br>0.8 — 6.4   | 1.02/25.91                       | .69/17.53 | 2.36/59.94 |
| HUB-150A †     | 1-1/2               | 1.92 — 2.02/<br>48.8 — 51.3      | 0.06 — 0.25/<br>1.5 — 6.4   | 1.02/25.91                       | .69/17.53 | 2.74/69.60 |
| HUB-200A †     | 2                   | 2.36 — 2.50/<br>59.9 — 63.5      | 0.06 — 0.25/<br>1.5 — 6.4   | 1.08/27.43                       | .66/16.76 | 3.23/82.04 |

## Grounding Style Hubs — Insulated

| Catalog Number | Trade Size (Inches) | Dimensions in Inches/Millimeters |                             | Dimensions in Inches/Millimeters |           |            |              |           |
|----------------|---------------------|----------------------------------|-----------------------------|----------------------------------|-----------|------------|--------------|-----------|
|                |                     | Hole Diameter Min. — Max.        | Panel Thickness Min. — Max. | D                                | E         | F          | G            | H         |
| HUBG-50A       | 1/2                 | 0.86 — 0.91/<br>21.8 — 23.1      | 0.03 — 0.25/<br>0.8 — 6.4   | .83/21.08                        | .57/14.48 | 1.44/36.58 | 10-32x0.3    | .59/14.99 |
| HUBG-75A       | 3/4                 | 1.08 — 1.14/<br>27.4 — 28.9      | 0.03 — 0.25/<br>0.8 — 6.4   | .90/22.86                        | .59/14.99 | 1.67/42.42 | 10-32x0.3    | .59/14.99 |
| HUBG-100A      | 1                   | 1.33 — 1.41/<br>33.8 — 35.8      | 0.03 — 0.25/<br>0.8 — 6.4   | 1.06/26.92                       | .67/17.02 | 1.99/50.55 | 10-32x0.3    | .63/16.00 |
| HUBG-125A      | 1-1/4               | 1.67 — 1.77/<br>42.4 — 44.9      | 0.03 — 0.25/<br>0.8 — 6.4   | 1.02/25.91                       | .69/17.53 | 2.36/59.94 | 1/4-20x0.333 | .69/17.53 |
| HUBG-150A      | 1-1/2               | 1.92 — 2.02/<br>48.8 — 51.3      | 0.06 — 0.25/<br>1.5 — 6.4   | 1.02/25.91                       | .69/17.53 | 2.74/69.60 | 1/4-20x0.333 | .81/20.57 |
| HUBG-200A      | 2                   | 2.36 — 2.50/<br>59.9 — 63.5      | 0.06 — 0.25/<br>1.5 — 6.4   | 1.08/27.43                       | .66/16.76 | 3.23/82.04 | 1/4-20x0.333 | .81/20.57 |

† PVC coating available on select hubs. Add suffix **-PVC** to catalog number.

Visit our website at [www.appletonelec.com](http://www.appletonelec.com) or contact us at (800) 621-1506.

© August 2011



COMMERCIAL PRODUCTS: RIGID AND IMC FITTINGS  
Commercial Products