

# Watertight Hubs

Zinc Die Cast, Insulated and Gasketed

## NEC/CEC:

Suitable for hazardous locations: Class I, Division 2; Class II, Divisions 1 and 2; Class III, per NEC 501.10(B)(4), 502.10(A)(1)(4), 502.10(B)(4), 503.10(A)(1).

## Applications

- Used to connect rigid metal conduit or IMC to a threadless opening in an enclosure.
- May be used in wet or dry locations, indoors or outdoors.

## Features

- Rugged metallic construction ensures mechanical protection.
- Insulated throat, rated up to +105 °C (+221 °F), prevents wire abrasion.
- Integral O-ring provides watertight seal.
- Grounding version provides positive ground for external conductor.
- Unique profile permits easy wrenching.
- Smooth, accurately tapped threads facilitate installation.
- Watertight and corrosion resistant.
- NEMA Types 2, 3, 3R, 4, 4X, 5, 12, 13

## Material/Finish

- Bodies and nuts: zinc die cast
- O-ring: BUNA-N
- Insulator: polycarbonate
- Ground screw: mild steel

## Certifications and Compliances

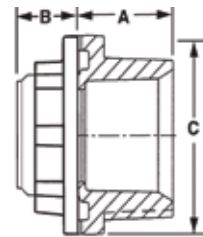
- UL Standard: 514B
- UL Listed: E32539, E37337
- CSA Standard: C22.2 No. 18.3
- CSA Certified: 065178
- NEMA: FB-1



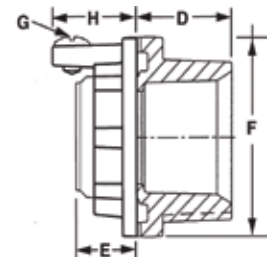
HUB



HUBG



HUB Series



HUBG Series

## Hub Spacing

Knockout Hole Size mm. (in.)	Trade Size (Inches)	Trade Size Dimensions in Inches												
		1/2"	3/4"	1"	1-1/4"	1-1/2"	2"	2-1/2"	3"	3-1/2"	4"			
0.88 (22.35)	1/2	<b>33.6</b> <b>(1.56)</b>												
1.13 (33.0)	3/4	42.9 (1.69)	<b>45.9</b> <b>(1.81)</b>											
1.38 (35.1)	1	46.7 (1.84)	50.0 (1.97)	<b>54.1</b> <b>(2.13)</b>										
1.75 (44.45)	1-1/4	51.6 (2.03)	54.9 (2.16)	58.7 (2.31)	<b>63.5</b> <b>(2.50)</b>									
2.00 (50.8)	1-1/2	56.4 (2.22)	59.4 (2.34)	63.5 (2.50)	68.3 (2.69)	<b>73.1</b> <b>(2.88)</b>								
2.50 (63.5)	2	62.7 (2.47)	65.8 (2.59)	69.9 (2.75)	75.4 (2.97)	79.5 (3.13)	<b>85.9</b> <b>(3.38)</b>							
3.00 (76.2)	2-1/2	69.1 (2.72)	72.1 (2.84)	76.2 (3.00)	81.0 (3.19)	85.9 (3.38)	92.2 (3.63)	<b>98.6</b> <b>(3.88)</b>						
3.63 (92.2)	3	76.5 (3.01)	80.3 (3.16)	84.1 (3.31)	88.9 (3.50)	93.7 (3.69)	96.8 (3.81)	114.0 (4.49)	<b>114.3</b> <b>(4.50)</b>					
4.13 (104.9)	3-1/2	84.8 (3.34)	88.1 (3.47)	92.2 (3.63)	96.8 (3.81)	101.6 (4.00)	107.9 (4.25)	114.3 (4.50)	122.2 (4.81)	<b>130.3</b> <b>(5.13)</b>				
4.63 (117.6)	4	91.2 (3.59)	119.9 (4.72)	98.6 (3.88)	103.1 (4.06)	107.9 (4.25)	114.3 (4.50)	120.7 (4.75)	128.5 (5.06)	136.7 (5.38)	<b>146.1</b> <b>(5.75)</b>			

Dimensions in **bold** are for centers of conduits of same size, all other dimensions are for centers of conduits of a different size.

# Watertight Hubs

Zinc Die Cast, Insulated and Gasketed

NEC/CEC:  
Suitable for use in Class I, Division 2

## Zinc Diecast Hubs — Insulated

Trade Size (Inches)	Dimensions in Millimeters (Inches)		Dimensions in Millimeters (Inches)			Catalog Number
	Hole Diameter Min. – Max	Panel Thickness Min. – Max	A	B	C	
1/2	21.8 – 23.1 (0.86 – 0.91)	0.8 – 6.4 (0.03 – 0.25)	21.3 (0.84)	16.3 (0.64)	36.6 (1.44)	HUB-50DN
3/4	27.4 – 28.9 (1.08 – 1.14)	0.8 – 6.4 (0.03 – 0.25)	23.9 (0.94)	16.3 (0.64)	42.9 (1.69)	HUB-75DN
1	33.8 – 35.8 (1.33 – 1.41)	0.8 – 6.4 (0.03 – 0.25)	26.2 (1.03)	19.8 (0.78)	50.8 (2.00)	HUB-100DN
1-1/4	42.4 – 44.9 (1.67 – 1.77)	0.8 – 6.4 (0.03 – 0.25)	28.4 (1.12)	19.8 (0.78)	60.5 (2.38)	HUB-125DN
1-1/2	48.8 – 51.3 (1.92 – 2.02)	1.5 – 6.4 (0.06 – 0.25)	28.4 (1.12)	19.8 (0.78)	69.9 (2.75)	HUB-150DN
2	59.9 – 63.5 (2.36 – 2.50)	1.5 – 6.4 (0.06 – 0.25)	28.4 (1.12)	19.8 (0.78)	82.6 (3.25)	HUB-200DN
2-1/2	72.6 – 76.2 (2.86 – 3.00)	1.5 – 7.9 (0.06 – 0.31)	39.6 (1.56)	26.9 (1.06)	94.5 (3.72)	HUB-250DN
3	88.4 – 92.2 (3.48 – 3.63)	1.5 – 7.9 (0.06 – 0.31)	39.6 (1.56)	26.9 (1.06)	111.3 (4.38)	HUB-300DN
3-1/2	101.1 – 105.7 (3.98 – 4.16)	1.5 – 7.9 (0.06 – 0.31)	39.6 (1.56)	26.9 (1.06)	125.5 (4.94)	HUB-350DN
4	113.8 – 118.6 (4.48 – 4.67)	1.5 – 7.9 (0.06 – 0.31)	39.6 (1.56)	26.9 (1.06)	138.9 (5.47)	HUB-400DN

## Grounding Style Hubs — Insulated

Trade Size (Inches)	Dimensions in Millimeters (Inches)		Dimensions in Millimeters (Inches)					Catalog Number
	Hole Diameter Min. – Max	Panel Thickness Min. – Max	D	E	F	G	H	
1/2	21.8 – 23.1 (0.86 – 0.91)	0.8 – 6.4 (0.03 – 0.25)	21.3 (0.84)	16.3 (0.64)	36.6 (1.44)	10–32x1/4	17.5 (0.69)	HUBG-50DN
3/4	27.4 – 28.9 (1.08 – 1.14)	0.8 – 6.4 (0.03 – 0.25)	23.9 (0.94)	16.3 (0.64)	42.9 (1.69)	10–32x1/4	19.8 (0.78)	HUBG-75DN
1	33.8 – 35.8 (1.33 – 1.41)	0.8 – 6.4 (0.03 – 0.25)	26.2 (1.03)	19.8 (0.78)	50.8 (2.00)	10–32x1/4	19.8 (0.78)	HUBG-100DN
1-1/4	42.4 – 44.9 (1.67 – 1.77)	0.8 – 6.4 (0.03 – 0.25)	28.4 (1.12)	19.8 (0.78)	60.5 (2.38)	1/4–20x3/8	20.6 (0.81)	HUBG-125DN
1-1/2	48.8 – 51.3 (1.92 – 2.02)	1.5 – 6.4 (0.06 – 0.25)	28.4 (1.12)	19.8 (0.78)	69.9 (2.75)	1/4–20x3/8	25.4 (1.00)	HUBG-150DN
2	59.9 – 63.5 (2.36 – 2.50)	1.5 – 6.4 (0.06 – 0.25)	28.4 (1.12)	19.8 (0.78)	82.6 (3.25)	1/4–20x1/2	25.4 (1.00)	HUBG-200DN
2-1/2	72.6 – 76.2 (2.86 – 3.00)	1.5 – 7.9 (0.06 – 0.31)	39.6 (1.56)	26.9 (1.06)	94.5 (3.72)	1/4–20x1/2	31.8 (1.25)	HUBG-250DN
3	88.4 – 92.2 (3.48 – 3.63)	1.5 – 7.9 (0.06 – 0.31)	39.6 (1.56)	26.9 (1.06)	111.3 (4.38)	1/4–20x1/2	31.8 (1.25)	HUBG-300DN
3-1/2	101.1 – 105.7 (3.98 – 4.16)	1.5 – 7.9 (0.06 – 0.31)	39.6 (1.56)	26.9 (1.06)	125.5 (4.94)	1/4–20x1/2	33.3 (1.31)	HUBG-350DN
4	113.8 – 118.6 (4.48 – 4.67)	1.5 – 7.9 (0.06 – 0.31)	39.6 (1.56)	26.9 (1.06)	138.9 (5.47)	1/4–20x1/2	33.3 (1.31)	HUBG-400DN

Commercial Products

RIGID AND IMC FITTINGS

# Watertight Hubs

Zinc Die Cast, Insulated and Gasketed

## NEC/CEC:

Suitable for hazardous locations: Class I, Division 2; Class II, Divisions 1 and 2; Class III, per NEC 501.10(B)(4), 502.10(A)(1)(4), 502.10(B)(4), 503.10(A)(1).

## Applications

- Used to connect rigid metal conduit or IMC to a threadless opening in an enclosure.
- May be used in wet or dry locations, indoors or outdoors.

## Features

- Rugged metallic construction ensures mechanical protection.
- Insulated throat, rated up to +105 °C (+221 °F), prevents wire abrasion.
- Integral O-ring provides watertight seal.
- Grounding version provides positive ground for external conductor.
- Unique profile permits easy wrenching.
- Smooth, accurately tapped threads facilitate installation.
- Watertight and corrosion resistant.
- NEMA Types 2, 3, 3R, 4, 4X, 5, 12, 13

## Material/Finish

- Bodies and nuts: zinc die cast
- O-ring: BUNA-N
- Insulator: polycarbonate
- Ground screw: mild steel

## Certifications and Compliances

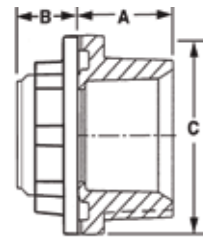
- UL Standard: 514B
- UL Listed: E32539, E37337
- CSA Standard: C22.2 No. 18.3
- CSA Certified: 065178
- NEMA: FB-1



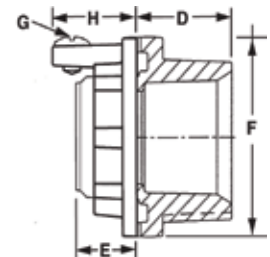
HUB



HUBG



HUB Series



HUBG Series

## Hub Spacing

Knockout Hole Size mm. (in.)	Trade Size (Inches)	Trade Size Dimensions in Inches										
		1/2"	3/4"	1"	1-1/4"	1-1/2"	2"	2-1/2"	3"	3-1/2"	4"	
0.88 (22.35)	1/2	<b>33.6</b> <b>(1.56)</b>										
1.13 (33.0)	3/4	42.9 (1.69)	<b>45.9</b> <b>(1.81)</b>									
1.38 (35.1)	1	46.7 (1.84)	50.0 (1.97)	<b>54.1</b> <b>(2.13)</b>								
1.75 (44.45)	1-1/4	51.6 (2.03)	54.9 (2.16)	58.7 (2.31)	<b>63.5</b> <b>(2.50)</b>							
2.00 (50.8)	1-1/2	56.4 (2.22)	59.4 (2.34)	63.5 (2.50)	68.3 (2.69)	<b>73.1</b> <b>(2.88)</b>						
2.50 (63.5)	2	62.7 (2.47)	65.8 (2.59)	69.9 (2.75)	75.4 (2.97)	79.5 (3.13)	<b>85.9</b> <b>(3.38)</b>					
3.00 (76.2)	2-1/2	69.1 (2.72)	72.1 (2.84)	76.2 (3.00)	81.0 (3.19)	85.9 (3.38)	92.2 (3.63)	<b>98.6</b> <b>(3.88)</b>				
3.63 (92.2)	3	76.5 (3.01)	80.3 (3.16)	84.1 (3.31)	88.9 (3.50)	93.7 (3.69)	96.8 (3.81)	114.0 (4.49)	<b>114.3</b> <b>(4.50)</b>			
4.13 (104.9)	3-1/2	84.8 (3.34)	88.1 (3.47)	92.2 (3.63)	96.8 (3.81)	101.6 (4.00)	107.9 (4.25)	114.3 (4.50)	122.2 (4.81)	<b>130.3</b> <b>(5.13)</b>		
4.63 (117.6)	4	91.2 (3.59)	119.9 (4.72)	98.6 (3.88)	103.1 (4.06)	107.9 (4.25)	114.3 (4.50)	120.7 (4.75)	128.5 (5.06)	136.7 (5.38)	<b>146.1</b> <b>(5.75)</b>	

Dimensions in **bold** are for centers of conduits of same size, all other dimensions are for centers of conduits of a different size.

# Watertight Hubs

Zinc Die Cast, Insulated and Gasketed

NEC/CEC:  
Suitable for use in Class I, Division 2

## Zinc Diecast Hubs — Insulated

Trade Size (Inches)	Dimensions in Millimeters (Inches)		Dimensions in Millimeters (Inches)			Catalog Number
	Hole Diameter Min. – Max	Panel Thickness Min. – Max	A	B	C	
1/2	21.8 – 23.1 (0.86 – 0.91)	0.8 – 6.4 (0.03 – 0.25)	21.3 (0.84)	16.3 (0.64)	36.6 (1.44)	HUB-50DN
3/4	27.4 – 28.9 (1.08 – 1.14)	0.8 – 6.4 (0.03 – 0.25)	23.9 (0.94)	16.3 (0.64)	42.9 (1.69)	HUB-75DN
1	33.8 – 35.8 (1.33 – 1.41)	0.8 – 6.4 (0.03 – 0.25)	26.2 (1.03)	19.8 (0.78)	50.8 (2.00)	HUB-100DN
1-1/4	42.4 – 44.9 (1.67 – 1.77)	0.8 – 6.4 (0.03 – 0.25)	28.4 (1.12)	19.8 (0.78)	60.5 (2.38)	HUB-125DN
1-1/2	48.8 – 51.3 (1.92 – 2.02)	1.5 – 6.4 (0.06 – 0.25)	28.4 (1.12)	19.8 (0.78)	69.9 (2.75)	HUB-150DN
2	59.9 – 63.5 (2.36 – 2.50)	1.5 – 6.4 (0.06 – 0.25)	28.4 (1.12)	19.8 (0.78)	82.6 (3.25)	HUB-200DN
2-1/2	72.6 – 76.2 (2.86 – 3.00)	1.5 – 7.9 (0.06 – 0.31)	39.6 (1.56)	26.9 (1.06)	94.5 (3.72)	HUB-250DN
3	88.4 – 92.2 (3.48 – 3.63)	1.5 – 7.9 (0.06 – 0.31)	39.6 (1.56)	26.9 (1.06)	111.3 (4.38)	HUB-300DN
3-1/2	101.1 – 105.7 (3.98 – 4.16)	1.5 – 7.9 (0.06 – 0.31)	39.6 (1.56)	26.9 (1.06)	125.5 (4.94)	HUB-350DN
4	113.8 – 118.6 (4.48 – 4.67)	1.5 – 7.9 (0.06 – 0.31)	39.6 (1.56)	26.9 (1.06)	138.9 (5.47)	HUB-400DN

## Grounding Style Hubs — Insulated

Trade Size (Inches)	Dimensions in Millimeters (Inches)		Dimensions in Millimeters (Inches)					Catalog Number
	Hole Diameter Min. – Max	Panel Thickness Min. – Max	D	E	F	G	H	
1/2	21.8 – 23.1 (0.86 – 0.91)	0.8 – 6.4 (0.03 – 0.25)	21.3 (0.84)	16.3 (0.64)	36.6 (1.44)	10–32x1/4	17.5 (0.69)	HUBG-50DN
3/4	27.4 – 28.9 (1.08 – 1.14)	0.8 – 6.4 (0.03 – 0.25)	23.9 (0.94)	16.3 (0.64)	42.9 (1.69)	10–32x1/4	19.8 (0.78)	HUBG-75DN
1	33.8 – 35.8 (1.33 – 1.41)	0.8 – 6.4 (0.03 – 0.25)	26.2 (1.03)	19.8 (0.78)	50.8 (2.00)	10–32x1/4	19.8 (0.78)	HUBG-100DN
1-1/4	42.4 – 44.9 (1.67 – 1.77)	0.8 – 6.4 (0.03 – 0.25)	28.4 (1.12)	19.8 (0.78)	60.5 (2.38)	1/4–20x3/8	20.6 (0.81)	HUBG-125DN
1-1/2	48.8 – 51.3 (1.92 – 2.02)	1.5 – 6.4 (0.06 – 0.25)	28.4 (1.12)	19.8 (0.78)	69.9 (2.75)	1/4–20x3/8	25.4 (1.00)	HUBG-150DN
2	59.9 – 63.5 (2.36 – 2.50)	1.5 – 6.4 (0.06 – 0.25)	28.4 (1.12)	19.8 (0.78)	82.6 (3.25)	1/4–20x1/2	25.4 (1.00)	HUBG-200DN
2-1/2	72.6 – 76.2 (2.86 – 3.00)	1.5 – 7.9 (0.06 – 0.31)	39.6 (1.56)	26.9 (1.06)	94.5 (3.72)	1/4–20x1/2	31.8 (1.25)	HUBG-250DN
3	88.4 – 92.2 (3.48 – 3.63)	1.5 – 7.9 (0.06 – 0.31)	39.6 (1.56)	26.9 (1.06)	111.3 (4.38)	1/4–20x1/2	31.8 (1.25)	HUBG-300DN
3-1/2	101.1 – 105.7 (3.98 – 4.16)	1.5 – 7.9 (0.06 – 0.31)	39.6 (1.56)	26.9 (1.06)	125.5 (4.94)	1/4–20x1/2	33.3 (1.31)	HUBG-350DN
4	113.8 – 118.6 (4.48 – 4.67)	1.5 – 7.9 (0.06 – 0.31)	39.6 (1.56)	26.9 (1.06)	138.9 (5.47)	1/4–20x1/2	33.3 (1.31)	HUBG-400DN

Commercial Products

RIGID AND IMC FITTINGS