

Watertight Hubs

Aluminum Die Cast, Insulated and Gasketed

Suitable for use in Class I, Division 2

Applications

- Used to connect rigid metal conduit or IMC to a threadless opening in an enclosure.
- May be used in wet or dry locations, indoors or outdoors.

Features

- Rugged metallic construction ensures mechanical protection.
- Insulated throat, rated up to 302 °F/150 °C, prevents wire abrasion.
- Integral O-ring provides watertight seal.
- Grounding version provides positive ground for external conductor.
- Unique profile permits easy wrenching.
- Smooth, accurately tapped threads facilitate installation.
- Watertight and corrosion resistant.
- NEMA Types 2, 3, 3R, 4, 4X, 5, 12, 13

Material/Finish

- Bodies and nuts: aluminum die cast
- O-ring: BUNA-N
- Insulator: polypropylene
- Ground screw: stainless steel

Certifications and Compliances

- UL Standard: 514B
- UL Listed: E14814
- CSA Standard: C22.2 No. 18.3
- CSA Certified: 065178
- NEMA: FB-1

Options

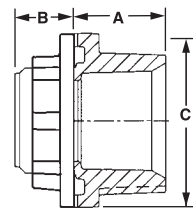
- PVC coating available on select hubs. Add suffix **-PVC** to catalog number.



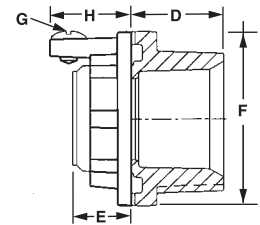
HUB



HUBG



HUB Series



HUBG Series

COMMERCIAL PRODUCTS: RIGID AND IMC FITTINGS

Commercial Products

Hub Spacing

Knockout Hole Size (in./mm.)	Trade Size (Inches)	Trade Size Dimensions in Inches					
		1/2"	3/4"	1"	1-1/4"	1-1/2"	2"
0.88/22.2	1/2	1.56/39.6					
1.13/3.2	3/4	1.69/42.9	1.81/45.9				
1.38/9.5	1	1.84/46.7	1.99/50.5	2.13/54.1			
1.75/19.1	1-1/4	2.03/51.6	2.16/54.9	2.31/58.7	2.50/63.5		
2.00/50.8	1-1/2	2.22/56.4	2.34/59.4	2.50/63.5	2.69/68.3	2.88/73.2	
2.50/63.5	2	2.47/62.7	2.59/65.8	2.75/69.9	2.94/74.7	3.13/79.5	3.38/85.9

Dimensions in **bold** are for centers of conduits of same size, all other dimensions are for centers of conduits of a different size.

Watertight Hubs

Aluminum Die Cast, Insulated and Gasketed

Suitable for use in Class I, Division 2

Aluminum Die Cast Hubs — Insulated

Catalog Number	Trade Size (Inches)	Dimensions in Inches/Millimeters		Dimensions in Inches/Millimeters		
		Hole Diameter Min. — Max.	Panel Thickness Min. — Max.	A	B	C
HUB-50A †	1/2	0.86 — 0.91/ 21.8 — 23.1	0.03 — 0.25/ 0.8 — 6.4	.83/21.08	.57/14.49	1.44/36.58
HUB-75A †	3/4	1.08 — 1.14/ 27.4 — 28.9	0.03 — 0.25/ 0.8 — 6.4	.90/22.86	.59/14.99	1.67/42.42
HUB-100A †	1	1.33 — 1.41/ 33.8 — 35.8	0.03 — 0.25/ 0.8 — 6.4	1.06/26.92	.67/17.02	1.99/50.55
HUB-125A †	1-1/4	1.67 — 1.77/ 42.4 — 44.9	0.03 — 0.25/ 0.8 — 6.4	1.02/25.91	.69/17.53	2.36/59.94
HUB-150A †	1-1/2	1.92 — 2.02/ 48.8 — 51.3	0.06 — 0.25/ 1.5 — 6.4	1.02/25.91	.69/17.53	2.74/69.60
HUB-200A †	2	2.36 — 2.50/ 59.9 — 63.5	0.06 — 0.25/ 1.5 — 6.4	1.08/27.43	.66/16.76	3.23/82.04

Grounding Style Hubs — Insulated

Catalog Number	Trade Size (Inches)	Dimensions in Inches/Millimeters		Dimensions in Inches/Millimeters				
		Hole Diameter Min. — Max.	Panel Thickness Min. — Max.	D	E	F	G	H
HUBG-50A	1/2	0.86 — 0.91/ 21.8 — 23.1	0.03 — 0.25/ 0.8 — 6.4	.83/21.08	.57/14.48	1.44/36.58	10-32x0.3	.59/14.99
HUBG-75A	3/4	1.08 — 1.14/ 27.4 — 28.9	0.03 — 0.25/ 0.8 — 6.4	.90/22.86	.59/14.99	1.67/42.42	10-32x0.3	.59/14.99
HUBG-100A	1	1.33 — 1.41/ 33.8 — 35.8	0.03 — 0.25/ 0.8 — 6.4	1.06/26.92	.67/17.02	1.99/50.55	10-32x0.3	.63/16.00
HUBG-125A	1-1/4	1.67 — 1.77/ 42.4 — 44.9	0.03 — 0.25/ 0.8 — 6.4	1.02/25.91	.69/17.53	2.36/59.94	1/4-20x0.333	.69/17.53
HUBG-150A	1-1/2	1.92 — 2.02/ 48.8 — 51.3	0.06 — 0.25/ 1.5 — 6.4	1.02/25.91	.69/17.53	2.74/69.60	1/4-20x0.333	.81/20.57
HUBG-200A	2	2.36 — 2.50/ 59.9 — 63.5	0.06 — 0.25/ 1.5 — 6.4	1.08/27.43	.66/16.76	3.23/82.04	1/4-20x0.333	.81/20.57

† PVC coating available on select hubs. Add suffix **-PVC** to catalog number.

Visit our website at www.appletonelec.com or contact us at (800) 621-1506.

© August 2011

Watertight Hubs

Aluminum Die Cast, Insulated and Gasketed

Suitable for use in Class I, Division 2

Applications

- Used to connect rigid metal conduit or IMC to a threadless opening in an enclosure.
- May be used in wet or dry locations, indoors or outdoors.

Features

- Rugged metallic construction ensures mechanical protection.
- Insulated throat, rated up to 302 °F/150 °C, prevents wire abrasion.
- Integral O-ring provides watertight seal.
- Grounding version provides positive ground for external conductor.
- Unique profile permits easy wrenching.
- Smooth, accurately tapped threads facilitate installation.
- Watertight and corrosion resistant.
- NEMA Types 2, 3, 3R, 4, 4X, 5, 12, 13

Material/Finish

- Bodies and nuts: aluminum die cast
- O-ring: BUNA-N
- Insulator: polypropylene
- Ground screw: stainless steel

Certifications and Compliances

- UL Standard: 514B
- UL Listed: E14814
- CSA Standard: C22.2 No. 18.3
- CSA Certified: 065178
- NEMA: FB-1

Options

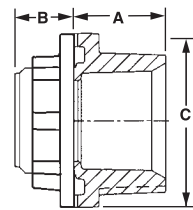
- PVC coating available on select hubs. Add suffix **-PVC** to catalog number.



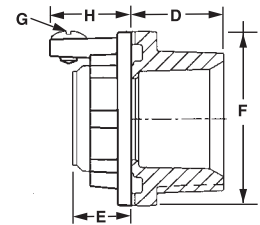
HUB



HUBG



HUB Series



HUBG Series

COMMERCIAL PRODUCTS: RIGID AND IMC FITTINGS

Hub Spacing

Knockout Hole Size (in./mm.)	Trade Size (Inches)	Trade Size Dimensions in Inches					
		1/2"	3/4"	1"	1-1/4"	1-1/2"	2"
0.88/22.2	1/2	1.56/39.6					
1.13/3.2	3/4	1.69/42.9	1.81/45.9				
1.38/9.5	1	1.84/46.7	1.99/50.5	2.13/54.1			
1.75/19.1	1-1/4	2.03/51.6	2.16/54.9	2.31/58.7	2.50/63.5		
2.00/50.8	1-1/2	2.22/56.4	2.34/59.4	2.50/63.5	2.69/68.3	2.88/73.2	
2.50/63.5	2	2.47/62.7	2.59/65.8	2.75/69.9	2.94/74.7	3.13/79.5	3.38/85.9

Dimensions in **bold** are for centers of conduits of same size, all other dimensions are for centers of conduits of a different size.

Watertight Hubs

Aluminum Die Cast, Insulated and Gasketed

Suitable for use in Class I, Division 2

Aluminum Die Cast Hubs — Insulated

Catalog Number	Trade Size (Inches)	Dimensions in Inches/Millimeters		Dimensions in Inches/Millimeters		
		Hole Diameter Min. — Max.	Panel Thickness Min. — Max.	A	B	C
HUB-50A †	1/2	0.86 — 0.91/ 21.8 — 23.1	0.03 — 0.25/ 0.8 — 6.4	.83/21.08	.57/14.49	1.44/36.58
HUB-75A †	3/4	1.08 — 1.14/ 27.4 — 28.9	0.03 — 0.25/ 0.8 — 6.4	.90/22.86	.59/14.99	1.67/42.42
HUB-100A †	1	1.33 — 1.41/ 33.8 — 35.8	0.03 — 0.25/ 0.8 — 6.4	1.06/26.92	.67/17.02	1.99/50.55
HUB-125A †	1-1/4	1.67 — 1.77/ 42.4 — 44.9	0.03 — 0.25/ 0.8 — 6.4	1.02/25.91	.69/17.53	2.36/59.94
HUB-150A †	1-1/2	1.92 — 2.02/ 48.8 — 51.3	0.06 — 0.25/ 1.5 — 6.4	1.02/25.91	.69/17.53	2.74/69.60
HUB-200A †	2	2.36 — 2.50/ 59.9 — 63.5	0.06 — 0.25/ 1.5 — 6.4	1.08/27.43	.66/16.76	3.23/82.04

Grounding Style Hubs — Insulated

Catalog Number	Trade Size (Inches)	Dimensions in Inches/Millimeters		Dimensions in Inches/Millimeters				
		Hole Diameter Min. — Max.	Panel Thickness Min. — Max.	D	E	F	G	H
HUBG-50A	1/2	0.86 — 0.91/ 21.8 — 23.1	0.03 — 0.25/ 0.8 — 6.4	.83/21.08	.57/14.48	1.44/36.58	10-32x0.3	.59/14.99
HUBG-75A	3/4	1.08 — 1.14/ 27.4 — 28.9	0.03 — 0.25/ 0.8 — 6.4	.90/22.86	.59/14.99	1.67/42.42	10-32x0.3	.59/14.99
HUBG-100A	1	1.33 — 1.41/ 33.8 — 35.8	0.03 — 0.25/ 0.8 — 6.4	1.06/26.92	.67/17.02	1.99/50.55	10-32x0.3	.63/16.00
HUBG-125A	1-1/4	1.67 — 1.77/ 42.4 — 44.9	0.03 — 0.25/ 0.8 — 6.4	1.02/25.91	.69/17.53	2.36/59.94	1/4-20x0.333	.69/17.53
HUBG-150A	1-1/2	1.92 — 2.02/ 48.8 — 51.3	0.06 — 0.25/ 1.5 — 6.4	1.02/25.91	.69/17.53	2.74/69.60	1/4-20x0.333	.81/20.57
HUBG-200A	2	2.36 — 2.50/ 59.9 — 63.5	0.06 — 0.25/ 1.5 — 6.4	1.08/27.43	.66/16.76	3.23/82.04	1/4-20x0.333	.81/20.57

† PVC coating available on select hubs. Add suffix **-PVC** to catalog number.

Visit our website at www.appletonelec.com or contact us at (800) 621-1506.

© August 2011