



## Architectural and Engineering Specifications

The smoke alarm shall be Kidde Model i12060 or approved equal. It shall be powered by a 120VAC, 60Hz source along with a 9V battery backup. The unit shall incorporate an ionization sensor with nominal sensitivity of 0.50 to 1.06%/ft. The temperature operating range shall be between 40°F and 100°F (4°C and 38°C) and the humidity operating range shall be 5% - 95% relative humidity.

The smoke alarm can be installed on any standard single gang electrical box, up to a 4" octagon junction box. The electrical connection (to the alarm) shall be made with a plug-in connector. A maximum of 24 Kidde devices can be interconnected in a multiple station arrangement. The interconnect system must not exceed the NFPA (National Fire Protection Association) limit of 18 initiating devices, of which 12 can be smoke alarms. With 18 initiating devices (Smoke, heat, CO, etc), interconnected, it is still possible to interconnect 6 strobe lights and/or relay modules. The alarm shall provide optional tamper resistance that deters removal of the unit from the wall or ceiling and locks the battery door closed. No additional pieces shall be required to activate this feature.

The alarm shall include an easy access battery compartment that is opened and closed by pressing on the battery door. The 9V battery carrier will ensure proper battery backup protection by not allowing the battery door to close if the battery is placed in the unit incorrectly or if a battery is not present. The unit shall also provide an optional tamper resistant switch that will prevent the battery door from being opened.

The unit shall include a piezoelectric horn that is rated at 85 decibels at 10 feet. The unit shall include the Smart Hush™ feature that silences the unit for approximately 7 minutes if a nuisance condition occurs.

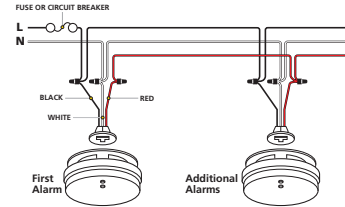
The unit shall incorporate red and green LED indicators. The green LED (when illuminated) indicates the presence of AC power. The red LED (located under the TEST/Hush button) has **four modes of operation:**

**Standby Condition:** The red LED will flash every 30-40 seconds to indicate that the smoke alarm is operating properly. **Alarm Condition:** When the alarm senses products of combustion and goes into alarm the red LED will flash one flash per second. The flashing LED and pulsating alarm will continue until the air is cleared. When units are interconnected, only the red LED of the alarm that senses the smoke or is being tested (the originating unit) will flash. All other units in the interconnected system will sound an alarm but their red LED's will NOT flash. **Alarm Memory:** This smoke alarm is equipped with an alarm memory, which provides a visual indication when an alarm has been activated. The red LED will illuminate for about 1.5 seconds every 16 seconds to indicate the memory condition. **Smart Hush™ Mode:** The red LED will illuminate for 1.5 seconds every 8 seconds, indicating the smoke alarm is in the Smart Hush™ Mode.

The unit shall at a minimum meet the requirements of UL217, NFPA72, and (chapter 11), The State of California Fire Marshall, NFPA101 (One and two family dwellings), Federal Housing Authority (FHA), Housing and Urban Development (HUD).

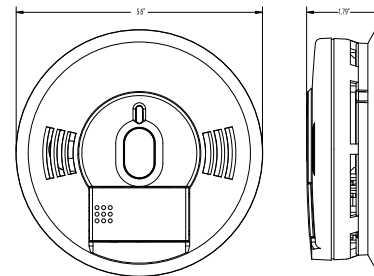
## Installation of Smoke Alarm

The smoke alarm should be installed to comply with all local codes having jurisdiction in your area, Article 760 of the National Electric Code, and NFPA 72. Make certain all alarms are wired to a single, continuous (non-switched) power line, which is not protected by a ground fault interrupter. A maximum of 1000 ft. of wire can be used in the interconnect system. Use standard UL listed household wire as required by code.



## Technical Specifications

Model:	i12060
Power Source:	120VAC (80mA), 60HZ, 9V battery backup
Audio Alarm:	85dB at 10ft
Temperature Range:	40°F to 100°F (4°C to 38°C)
Humidity Range:	5%-95% relative humidity (RH)
Sensor:	Ionization
Size:	5" in diameter x 1.75" depth
Weight:	.5lbs
Interconnects:	Up to 24 Kidde devices
LED:	Green, receiving AC power Red, 4 modes of operation
Warranty:	10 year limited warranty



## Ordering Information

Ordering Number	UPC	I2F5	Pack Quantity	Dimensions (w x d x h inches)	Weight	Case/Skid	Layers/Skid	Skid Weight
N/A	7-84908-00135-1	N/A	individual*	5.75 x 1.5 x 5.75	0.5 lbs	N/A	N/A	N/A
21006376	7-84908-00135-1	107-84908-00135-8	Cut Case (6 units)	6.5 x 13.25 x 6	3 lbs	147	7	441 lbs
21005927	0-47871-05927-0	200-47871-05927-4	Bulk Pack (6 units)	6 x 10.5 x 6	3 lbs	147	7	441 lbs
21006932	7-84908-00135-1	407-84908-00135-9	Bulk Pack (36 units)	19.5 x 11.75 x 12	18 lbs	24	4	432 lbs.
21006933	7-84908-00135-1	307-84908-00135-2	Display Pallet (36 units)	20 x 24 x 40	20 lbs.	4	1	90 lbs.
21005928	0-47871-27689-9	100-47871-27689-6	Cut Case (3 Twin Packs)	6.5 x 13.25 x 6	3 lbs	147	7	441 lbs
Alk. Btry 21006931	0-47871-27695-0	100-47871-27695-7	Cut Case (6 units)	6.5 x 13.25 x 6	3 lbs	147	7	441 lbs

\*Not for sale by individual unit



1016 Corporate Park Drive  
 Mebane NC 27302  
 1-800-880-6788  
 www.Kidde.com



**Distributed by:**



## Architectural and Engineering Specifications

The smoke alarm shall be Kidde Model i12060 or approved equal. It shall be powered by a 120VAC, 60Hz source along with a 9V battery backup. The unit shall incorporate an ionization sensor with nominal sensitivity of 0.50 to 1.06%/ft. The temperature operating range shall be between 40°F and 100°F (4°C and 38°C) and the humidity operating range shall be 5% - 95% relative humidity.

The smoke alarm can be installed on any standard single gang electrical box, up to a 4" octagon junction box. The electrical connection (to the alarm) shall be made with a plug-in connector. A maximum of 24 Kidde devices can be interconnected in a multiple station arrangement. The interconnect system must not exceed the NFPA (National Fire Protection Association) limit of 18 initiating devices, of which 12 can be smoke alarms. With 18 initiating devices (Smoke, heat, CO, etc), interconnected, it is still possible to interconnect 6 strobe lights and/or relay modules. The alarm shall provide optional tamper resistance that deters removal of the unit from the wall or ceiling and locks the battery door closed. No additional pieces shall be required to activate this feature.

The alarm shall include an easy access battery compartment that is opened and closed by pressing on the battery door. The 9V battery carrier will ensure proper battery backup protection by not allowing the battery door to close if the battery is placed in the unit incorrectly or if a battery is not present. The unit shall also provide an optional tamper resistant switch that will prevent the battery door from being opened.

The unit shall include a piezoelectric horn that is rated at 85 decibels at 10 feet. The unit shall include the Smart Hush™ feature that silences the unit for approximately 7 minutes if a nuisance condition occurs.

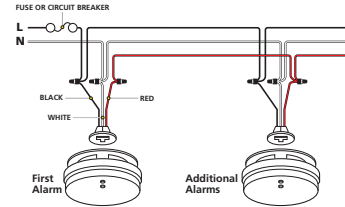
The unit shall incorporate red and green LED indicators. The green LED (when illuminated) indicates the presence of AC power. The red LED (located under the TEST/Hush button) has **four modes of operation:**

**Standby Condition:** The red LED will flash every 30-40 seconds to indicate that the smoke alarm is operating properly. **Alarm Condition:** When the alarm senses products of combustion and goes into alarm the red LED will flash one flash per second. The flashing LED and pulsating alarm will continue until the air is cleared. When units are interconnected, only the red LED of the alarm that senses the smoke or is being tested (the originating unit) will flash. All other units in the interconnected system will sound an alarm but their red LED's will NOT flash. **Alarm Memory:** This smoke alarm is equipped with an alarm memory, which provides a visual indication when an alarm has been activated. The red LED will illuminate for about 1.5 seconds every 16 seconds to indicate the memory condition. **Smart Hush™ Mode:** The red LED will illuminate for 1.5 seconds every 8 seconds, indicating the smoke alarm is in the Smart Hush™ Mode.

The unit shall at a minimum meet the requirements of UL217, NFPA72, and (chapter 11), The State of California Fire Marshall, NFPA101 (One and two family dwellings), Federal Housing Authority (FHA), Housing and Urban Development (HUD).

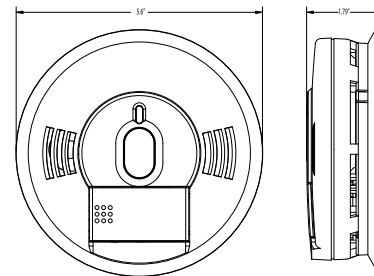
## Installation of Smoke Alarm

The smoke alarm should be installed to comply with all local codes having jurisdiction in your area, Article 760 of the National Electric Code, and NFPA 72. Make certain all alarms are wired to a single, continuous (non-switched) power line, which is not protected by a ground fault interrupter. A maximum of 1000 ft. of wire can be used in the interconnect system. Use standard UL listed household wire as required by code.



## Technical Specifications

Model:	i12060
Power Source:	120VAC (80mA), 60HZ, 9V battery backup
Audio Alarm:	85dB at 10ft
Temperature Range:	40°F to 100°F (4°C to 38°C)
Humidity Range:	5%-95% relative humidity (RH)
Sensor:	Ionization
Size:	5" in diameter x 1.75" depth
Weight:	.5lbs
Interconnects:	Up to 24 Kidde devices
LED:	Green, receiving AC power Red, 4 modes of operation
Warranty:	10 year limited warranty



## Ordering Information

Ordering Number	UPC	I2F5	Pack Quantity	Dimensions (w x d x h inches)	Weight	Case/Skid	Layers/Skid	Skid Weight
N/A	7-84908-00135-1	N/A	individual*	5.75 x 1.5 x 5.75	0.5 lbs	N/A	N/A	N/A
21006376	7-84908-00135-1	107-84908-00135-8	Cut Case (6 units)	6.5 x 13.25 x 6	3 lbs	147	7	441 lbs
21005927	0-47871-05927-0	200-47871-05927-4	Bulk Pack (6 units)	6 x 10.5 x 6	3 lbs	147	7	441 lbs
21006932	7-84908-00135-1	407-84908-00135-9	Bulk Pack (36 units)	19.5 x 11.75 x 12	18 lbs	24	4	432 lbs.
21006933	7-84908-00135-1	307-84908-00135-2	Display Pallet (36 units)	20 x 24 x 40	20 lbs.	4	1	90 lbs.
21005928	0-47871-27689-9	100-47871-27689-6	Cut Case (3 Twin Packs)	6.5 x 13.25 x 6	3 lbs	147	7	441 lbs
Alk. Btry 21006931	0-47871-27695-0	100-47871-27695-7	Cut Case (6 units)	6.5 x 13.25 x 6	3 lbs	147	7	441 lbs

\*Not for sale by individual unit



1016 Corporate Park Drive  
 Mebane NC 27302  
 1-800-880-6788  
 www.Kidde.com



**Distributed by:**