



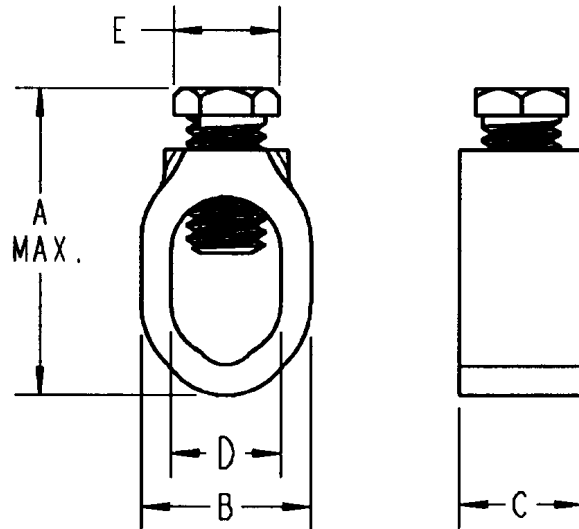
Blackburn



GROUND ROD CLAMPS



TYPE G



CAT. NO.	NOMINAL ROD DIA.		WIRE RANGE				DIMENSIONS (IN.)					
	IN.	(MM)	MAX.	MIN.	MAX. (MM ²)	MIN. (MM ²)	A (MAX.) BOLT	SCREW THREAD SIZE UNC-2A	B (MAX.)	C (MAX.)	D (MAX.)	E (MAX.)
*⊕ G3	3/8	9.5	4 STR.	10 SOL.	21.1	5.2	1-7/16	5/16-18	11/16	1/2	27/64	3/8
G4	1/2	12.7	2 STR.	10 SOL.	33.6	5.2	2	3/8-16	27/32	19/32	37/64	1/2
G5	5/8	15.8	2 STR.	10 SOL.	33.6	5.2	2-1/8	3/8-16	29/32	19/32	43/64	1/2
G6	3/4	19.0	2 STR.	10 SOL.	33.6	5.2	2-3/16	3/8-16	1-1/16	21/32	13/16	1/2

- HIGH-STRENGTH CORROSION-RESISTANT COPPER ALLOY CASTING
- FURNISHED WITH HEX HEAD BOLTS
- SIMPLIFIED, COMPACT DESIGN MAKES LASTING, TROUBLE-FREE CONNECTION
- UL LISTED FOR DIRECT BURIAL INSTALLATION

NOTES:

- * NOT UL LISTED
- ≡ RUS LISTED
- ⊕ NOT CSA LISTED
- ADD SUFFIX P TO CAT No. FOR TIN-PLATED CLAMP
- G5 IS NOT CSA LISTED FOR REBAR # 4

GENERAL NOTES

1. ALL DIMENSIONS ARE FOR REFERENCE ONLY.
2. DIMENSIONS IN BRACKETS [] ARE IN METRIC UNITS.

REVISIONS

- | | |
|---|---|
| 2 | SEE ERN (2015299) FOR APPROVAL SIGNATURES & RELEASE DATE.
PROJECT NO: BM400648 |
|---|---|

www.fab.com

DESCRIPTION:

GROUND ROD CLAMPS

ORIGINAL PROJECT NO / (ERN NO)

BC55835 / (2010404)

SHEET NO:

1 OF 3

REV. NO:

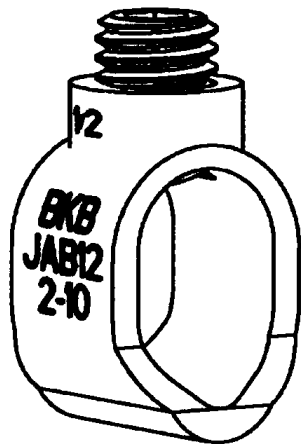
2

DRAWING NO:

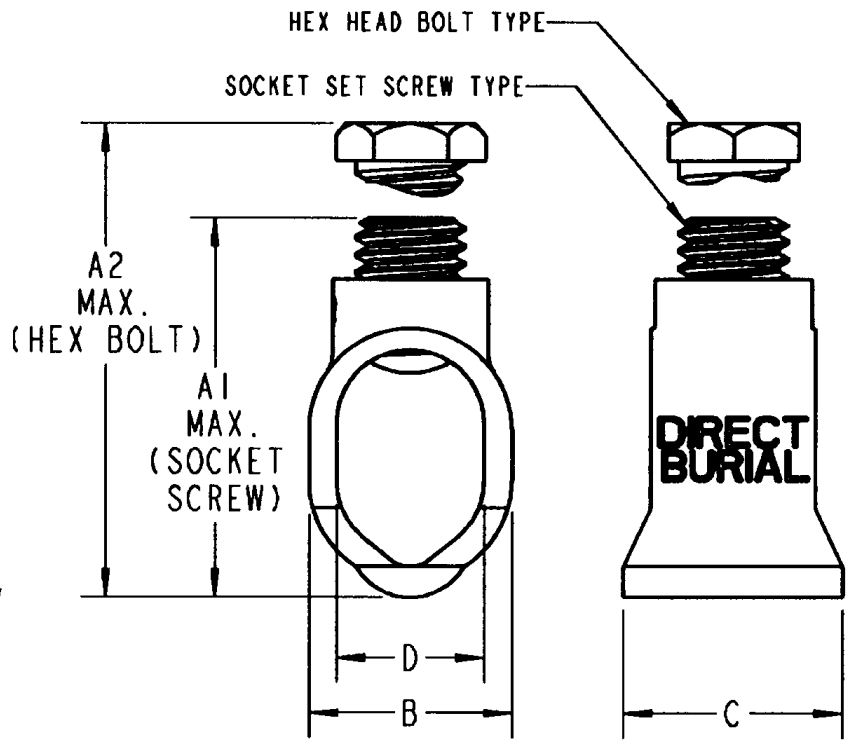
WSD-000478

Thomas & Betts

A Member of the ABB Group



TYPES JAB and JABH
(SOCKET SET SCREW
TYPE SHOWN)



CAT. NO.		NOMINAL ROD DIA.		WIRE RANGE				DIMENSION (IN.)					
SOCKET SET SCREW	HEX HEAD BOLT	IN.	(MM)	MAX.	MIN.	MAX. (MM ²)	MIN. (MM ²)	A1 (MAX.) SOC. SCREW	A2 (MAX.) HEX BOLT	SCREW THREAD SIZE UNC-2A	B (MAX.)	C (MAX.)	D (MAX.)
JAB12	JAB12H	1/2	12.7	2 STR.	10 SOL.	33.6	5.2	1-5/8	2-3/32	7/16-14	27/32	15/16	5/8
JAB58	JAB58H	5/8	15.8	1/0 STR.	8 SOL.	53.4	8.3	1-27/32	2-1/4	7/16-14	15/16	1-1/16	11/16
JAB34	JAB34H	3/4	19.0	1/0 STR.	8 SOL.	53.4	8.3	1-7/8	2-5/16	7/16-14	1-1/16	1-1/16	13/16
—	JAB34C	5/8 3/4	15.8 19.0	3/0 STR.	8 SOL.	95.0	8.3	—	1-3/8	7/16-14	1-1/8	1-1/16	13/16
⊕ JAB1	JAB1H	1	25.0	4/0 STR.	8 SOL.	107.1	8.3	2-7/16	3	7/16-14	1-3/8	1-1/8	1

- HIGH-STRENGTH CORROSION-RESISTANT COPPER ALLOY CASTING
- SOCKET SET SCREW OR HEX HEAD BOLTS TYPES AVAILABLE
- UL LISTED FOR DIRECT BURIAL INSTALLATION
- CSA CERTIFIED

NOTES:

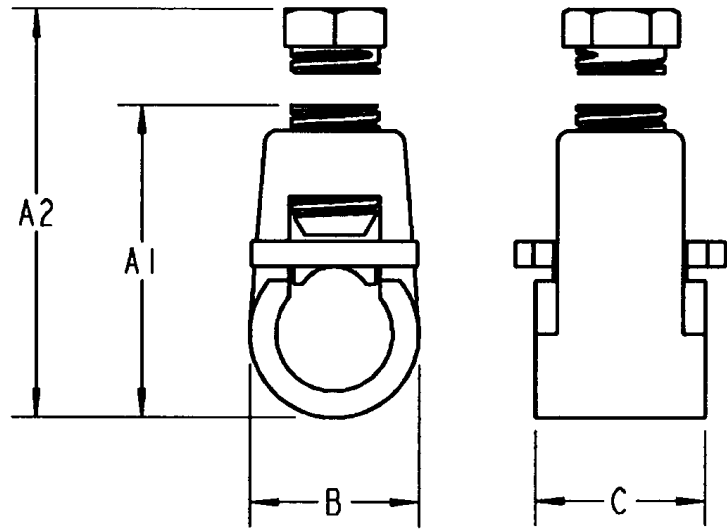
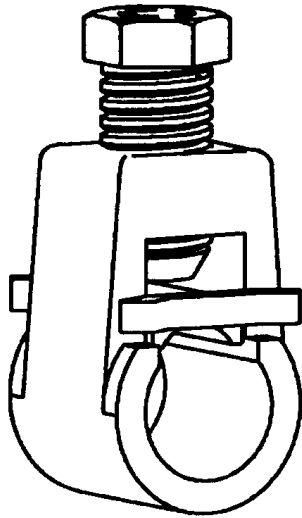
- * NOT UL LISTED
- ≡ RUS LISTED
- ⊕ NOT CSA LISTED
- ADD SUFFIX P TO CAT No. FOR TIN-PLATED CLAMP
- G5 IS NOT CSA LISTED FOR REBAR # 4

Thomas & Betts
A Member of the ABB Group

www.tnb.com

DESCRIPTION: **Ground Clamps**

SHEET NO: 2 OF 3	REV. NO: 2	DRAWING NO: WSD-000478
----------------------------	----------------------	----------------------------------



TYPES GG and GGH
(HEX HEAD BOLT
TYPE SHOWN)

CAT. NO.		NOMINAL ROD DIA.		WIRE RANGE				DIMENSION (IN.)				
SOCKET SET SCREW	HEX HEAD BOLT	IN.	(MM)	MAX.	MIN.	MAX. (MM)	MIN. (MM)	A1 (MAX.) SOC. SCREW	A2 (MAX.) HEX BOLT	SCREW THREAD SIZE UNC-2A	B (MAX.)	C (MAX.)
⊕ GG12	⊕ GG12H	1/2	12.7	2 STR.	8 SOL.	33.6	8.3	1-3/4	2-1/4	7/16-14	7/8	15/16
GG58	GG58H	5/8	15.8	2 STR.	8 SOL.	53.4	8.3	1-7/8	2-3/8	7/16-14	1	15/16
—	*⊕ GG34H	3/4	19.0	4/0 STR.	8 SOL.	120.6	8.3	—	3	7/16-14	1-3/8	1-1/4

- HIGH-STRENGTH CORROSION-RESISTANT COPPER ALLOY CASTING
- SOCKET SET SCREW OR HEX HEAD BOLTS TYPES AVAILABLE
- FLOATING PRESSURE BAR DISTRIBUTES PRESSURE EVENLY OVER LARGE AREA OF GROUND WIRE
- UL LISTED FOR DIRECT BURIAL INSTALLATION
- CSA CERTIFIED

NOTES:
 * NOT UL LISTED
 — RUS LISTED
 ⊕ NOT CSA LISTED
 ADD SUFFIX P TO CAT No. FOR TIN-PLATED CLAMP
 G5 IS NOT CSA LISTED FOR REBAR # 4

Thomas & Betts A Member of the ABB Group	
www.tnb.com	
DESCRIPTION: Ground Clamps	
SHEET NO: 3 OF 3	REV. NO: 2
DRAWING NO: WSD-000478	