

Project: \_\_\_\_\_

Location: \_\_\_\_\_

Product Type: \_\_\_\_\_

Contact/Phone: \_\_\_\_\_

Model #: \_\_\_\_\_

## K4200 Series

### Stem and Swivel Mounting

The K4200 Series Photo Controls feature stem and swivel mounting, with thermal-type controls. Thermal-type photo controls, which are available in single or multi-voltage models, provide dusk-to-dawn lighting control and a delay action, which eliminates loads switching OFF due to car headlights, and lightning. The thermal-type controls feature a cadmium sulfide photocell and a sonic-welded polycarbonate case and lens to seal out moisture. The design utilizes a dual temperature compensating bi-metal and composite resistor for reliable long life operation over ambient temperature extremes.

### Features

- Cadmium sulfide photocell
- Sonic welded polycarbonate housing and lens to seal out moisture
- Delay action eliminates load switching OFF due to car headlights, and lightning
- 6" leads
- K4251 and K4253 Models are designed for spot/flood type fixtures
- Controls come with a washer gasket and locking nut

### Ratings

Size:  $\frac{1}{2}$ " – 14" threaded swivel, 1  $\frac{5}{16}$ " (4.0 cm) square, 5  $\frac{1}{2}$ " (14.0 cm) long;  
 Model K4235 and K4236 –  
 6  $\frac{1}{4}$ " (15.9 cm) High, 3" (7.6 cm) diameter  
 Models K4251 and K4253 –  
 4" (10.2 cm) High, 1  $\frac{3}{8}$ " (3.5 cm) Diameter

Color: Gray

Electrical Rating: See table on back

Activation: 1-5 FC ON; 3-15 FC OFF  
 (photo eye clear on models with shield)

Power Consumption: Averages under 2 Watts

Operating Temperature: -40°F to 158°F (-40°C to 70°C)

Shipping Weight: K4200 Series – .21 lb (.09 kg)  
 K4235 and K4236 – .45 lb (.20 kg)

Agency Listing: See table on back



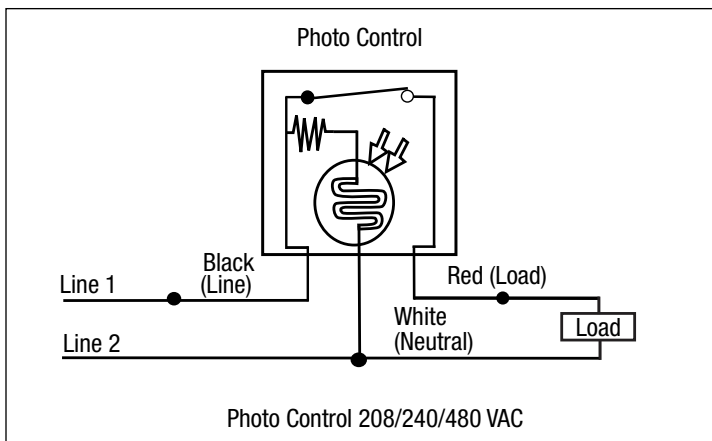
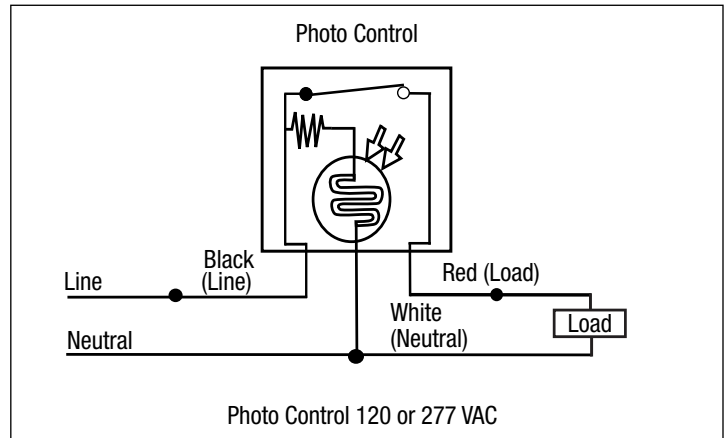
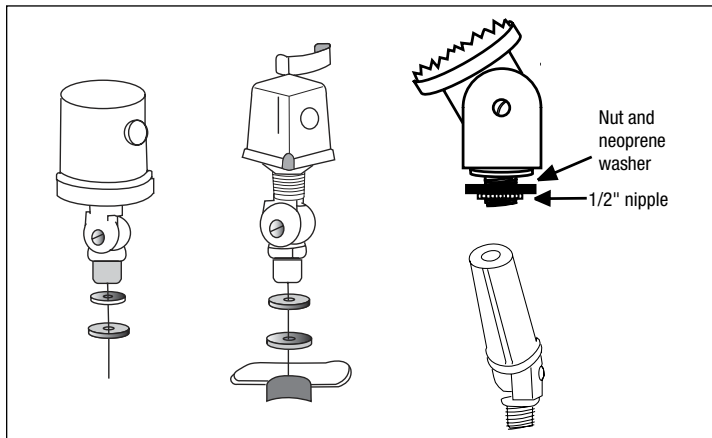
Model Number	Tungsten (Watts)	Ballast (VA)	Tungsten (Amps)	Ballast (Amps)	Volts AC	Agency Listing
K4221C	1800	1000	15	8.3	120	UL
K4223C	3100-4150	1700-2300	15	8.3	208-277	CSA, C/US
K4227	5205	2880	15	8.3	347	CSA, C/US
K4235*	7200	4000	15	8.3	480	
K4236C	1800-4150	1000-2300	15	8.3	120-277	UL, CSA
K4251	1800	1000	15	8.3	120	CSA, C/US
K4253	3100-4150	1700-2300	15	8.3	208-277	CSA, C/US

\*Not Agency certified

## Specification

The photo control shall provide automatic switching for outdoor lighting loads. The control shall be a thermal design with built-in delay to ensure that the controlled lighting does not switch off due to ambient light or light striking the photocell. The photo control shall have a rating of \_\_\_\_\_ Watts and \_\_\_\_\_ Amps tungsten and \_\_\_\_\_ Watts and \_\_\_\_\_ Amps ballast based on agency testing at 50% power factor for ballast loads. The photo control shall provide switching for nominal voltage fixtures of \_\_\_\_\_ Volts  $\pm 10\%$  to accommodate fluctuations in supply voltage. The photo control mounting shall be the stem and swivel type with all necessary mounting hardware and instructions. The photo control housing shall be constructed of high impact polycarbonate. The photo control components shall consist of a resistor, dual temperature compensating bi-metal blades, snap action contact blades, chemically treated/polymer encapsulated cadmium sulfide photocell and silver alloy contacts to ensure reliable operation. The photo control shall be 100% factory tested for function within specified light levels. The photo control shall be agency certified (unless otherwise noted) and tested accordingly. The photo control shall function over temperature range of  $-40^{\circ}\text{F}$  to  $158^{\circ}\text{F}$  ( $-40^{\circ}\text{C}$  to  $70^{\circ}\text{C}$ ). The photo control shall be Intermatic model \_\_\_\_\_ (See Model Numbers Listed).

## Diagrams



Project: \_\_\_\_\_

Location: \_\_\_\_\_

Product Type: \_\_\_\_\_

Contact/Phone: \_\_\_\_\_

Model #: \_\_\_\_\_

## K4200 Series

### Stem and Swivel Mounting

The K4200 Series Photo Controls feature stem and swivel mounting, with thermal-type controls. Thermal-type photo controls, which are available in single or multi-voltage models, provide dusk-to-dawn lighting control and a delay action, which eliminates loads switching OFF due to car headlights, and lightning. The thermal-type controls feature a cadmium sulfide photocell and a sonic-welded polycarbonate case and lens to seal out moisture. The design utilizes a dual temperature compensating bi-metal and composite resistor for reliable long life operation over ambient temperature extremes.

### Features

- Cadmium sulfide photocell
- Sonic welded polycarbonate housing and lens to seal out moisture
- Delay action eliminates load switching OFF due to car headlights, and lightning
- 6" leads
- K4251 and K4253 Models are designed for spot/flood type fixtures
- Controls come with a washer gasket and locking nut

### Ratings

Size:  $\frac{1}{2}$ " – 14" threaded swivel, 1  $\frac{5}{16}$ " (4.0 cm) square, 5  $\frac{1}{2}$ " (14.0 cm) long;  
 Model K4235 and K4236 –  
 6  $\frac{1}{4}$ " (15.9 cm) High, 3" (7.6 cm) diameter  
 Models K4251 and K4253 –  
 4" (10.2 cm) High, 1  $\frac{3}{8}$ " (3.5 cm) Diameter

Color: Gray

Electrical Rating: See table on back

Activation: 1-5 FC ON; 3-15 FC OFF  
 (photo eye clear on models with shield)

Power Consumption: Averages under 2 Watts

Operating Temperature: -40°F to 158°F (-40°C to 70°C)

Shipping Weight: K4200 Series – .21 lb (.09 kg)  
 K4235 and K4236 – .45 lb (.20 kg)

Agency Listing: See table on back



Model Number	Tungsten (Watts)	Ballast (VA)	Tungsten (Amps)	Ballast (Amps)	Volts AC	Agency Listing
K4221C	1800	1000	15	8.3	120	UL
K4223C	3100-4150	1700-2300	15	8.3	208-277	CSA, C/US
K4227	5205	2880	15	8.3	347	CSA, C/US
K4235*	7200	4000	15	8.3	480	
K4236C	1800-4150	1000-2300	15	8.3	120-277	UL, CSA
K4251	1800	1000	15	8.3	120	CSA, C/US
K4253	3100-4150	1700-2300	15	8.3	208-277	CSA, C/US

\*Not Agency certified

## Specification

The photo control shall provide automatic switching for outdoor lighting loads. The control shall be a thermal design with built-in delay to ensure that the controlled lighting does not switch off due to ambient light or light striking the photocell. The photo control shall have a rating of \_\_\_\_\_ Watts and \_\_\_\_\_ Amps tungsten and \_\_\_\_\_ Watts and \_\_\_\_\_ Amps ballast based on agency testing at 50% power factor for ballast loads. The photo control shall provide switching for nominal voltage fixtures of \_\_\_\_\_ Volts  $\pm 10\%$  to accommodate fluctuations in supply voltage. The photo control mounting shall be the stem and swivel type with all necessary mounting hardware and instructions. The photo control housing shall be constructed of high impact polycarbonate. The photo control components shall consist of a resistor, dual temperature compensating bi-metal blades, snap action contact blades, chemically treated/polymer encapsulated cadmium sulfide photocell and silver alloy contacts to ensure reliable operation. The photo control shall be 100% factory tested for function within specified light levels. The photo control shall be agency certified (unless otherwise noted) and tested accordingly. The photo control shall function over temperature range of  $-40^{\circ}\text{F}$  to  $158^{\circ}\text{F}$  ( $-40^{\circ}\text{C}$  to  $70^{\circ}\text{C}$ ). The photo control shall be Intermatic model \_\_\_\_\_ (See Model Numbers Listed).

## Diagrams

