



# KT-LED15T8-48GC-865-DX2

## T8 LED LAMP

### DESCRIPTION

15W T8 LED | 6500K | >83 CRI | High Efficiency | Single or Double-ended Wiring



RoHS Compliant

5 YEAR WARRANTY

<b>LAMP TYPE:</b> Linear
<b>BULB TYPE:</b> T8 LED
<b>BASE TYPE:</b> G13 (Medium Bi-Pin)
<b>WATTAGE:</b> 15W
<b>COLOR TEMPERATURE:</b> 6500K
<b>COLOR RENDERING INDEX (CRI):</b> >83
<b>WARRANTY:</b> 5 Years



### PRODUCT FEATURES

- Replacement for Conventional Fluorescent Lamp
- Single or Double-Ended Wiring
- 50,000+ Hour Lifetime
- Approximately 40% More Energy Efficient than Standard F32T8 Lamps
- Environmentally Friendly: No Mercury Used
- Instant Startup
- Frosted Lens Eliminates Pixelation
- UL Classified
- Operating Temperature: -20°C/-4°F to 45°C/113°F
- Integral Driver (Isolated), Eliminates the Need for External Driver or Ballast
- 110+ Lumens per Watt
- Improved Lamp Durability with Shatterproof Coated Glass
- ETL Sanitation Listed NSF/ANSI Standard 2 - Food Equipment

### OPERATING SPECIFICATIONS

#### ELECTRICAL CHARACTERISTICS

Input Voltage	Power Consumption	Power Factor	Input Current
120-277Vac	15W	>0.9	0.16A @ 120V 0.07A @ 277V

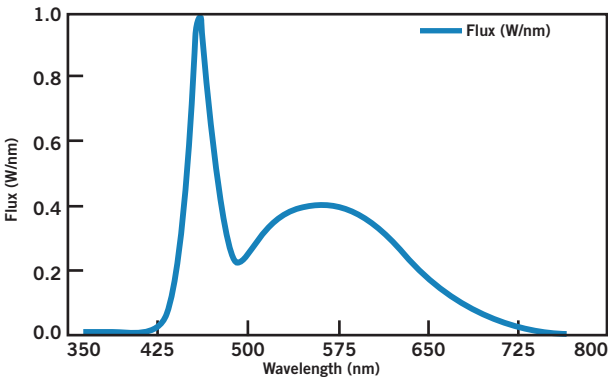
#### PHOTOMETRIC CHARACTERISTICS

Color Temperature (CCT)	6500K
Luminous Flux	1900 lm
Color Rendering Index (CRI)	>83
Efficacy	127 lm/W
Beam Angle	240°
Visible Light Area	325°

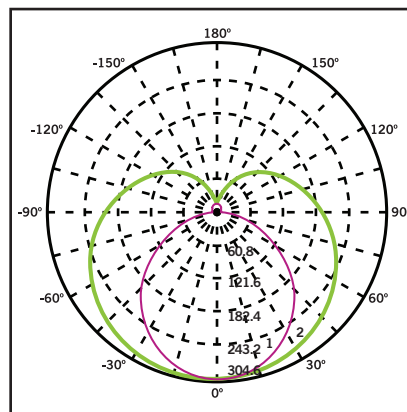
#### RATED LIFE

L70 (Hours)	50,000
-------------	--------

#### SPECTRAL DISTRIBUTION



#### POLAR CANDELA DISTRIBUTION



Maximum Candela = 1248.55  
Located at Horizontal Angle = 0,  
Vertical Angle 0

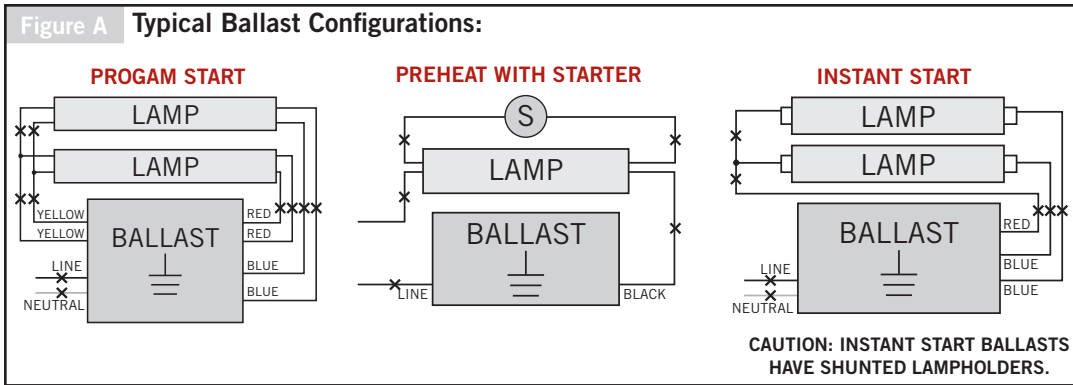
1. **Violet** Vertical Plane through Horizontal Angles (90-270)
2. **Green** Vertical Plane through Horizontal Angles (0-180)

# KT-LED15T8-48GC-865-DX2

## T8 LED LAMP

### SINGLE-ENDED WIRING DIAGRAM

- Cut all existing connections to ballast as shown below and remove ballast. See Figure A for typical ballast configurations. **Note: Single-ended wiring requires non-shunted lampholders.**



**Typical Non-Shunted Lampholder**

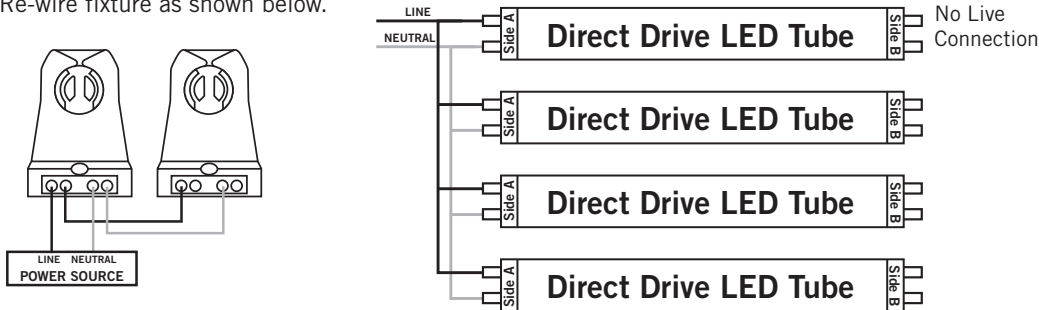
Connect wires directly to these terminals

**CAUTION: For Single-ended wiring use only non-shunted lampholders.**

For Single-ended wiring, do not install product in a fixture with shunted lampholders (found in all fixtures using instant start ballasts). If the current lampholders are shunted, remove them and replace them with non-shunted lampholders. Make new connections directly to terminals as indicated above.

Keystone can provide any style replacement lampholders. Call us at 800-464-2680.

- Re-wire fixture as shown below.



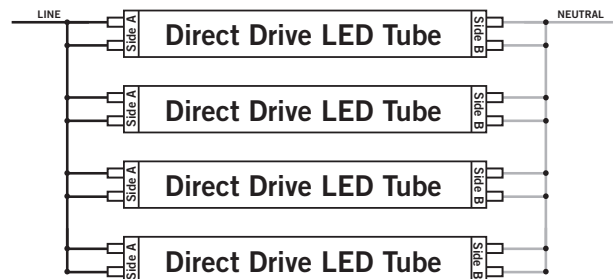
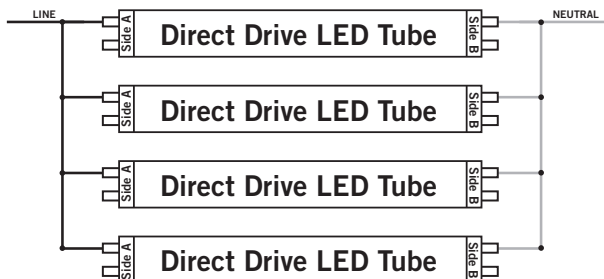
### DOUBLE-ENDED WIRING DIAGRAM

- Cut all existing connections to ballast as shown below and remove ballast. See Figure A above for typical ballast configurations.
- Re-wire fixture as shown below. For Double-ended wiring, use either shunted or nonshunted lampholders.

**Note: There should not be any exposed wires at the end of installation.**

Shunted Lampholders

Nonshunted Lampholders



# KT-LED15T8-48GC-865-DX2

## T8 LED LAMP

### PHYSICAL CHARACTERISTICS

#### LAMP DIMENSIONS

	<b>A (Illuminated Length)</b>	42.63"
	<b>B (Body Length)</b>	47.15"
	<b>C (Diameter)</b>	1.10"

NOMINAL LENGTH: 48" BASE TYPE: G13 (Medium Bi-Pin)

### ORDERING INFORMATION

ORDER CODE	PACKAGING STYLE	PACK QTY.	ITEM STATUS
KT-LED15T8-48GC-865-DX2-CP	Carton Pack (Egg Crate Packaging)	25	Quick Ship

### CATALOG NUMBER BREAKDOWN

# KT-LED15T8-48GC-865-DX2-CP

1 2 3 4 5 6 7 8 9 10

- 1 Keystone Technologies
- 2 LED Lamp
- 3 Wattage
- 4 Lamp Type
- 5 Nominal Length (Inches)
- 6 Glass Construction
- 7 800 Series
- 8 Color Temperature
- 9 Single- or Double-Ended Wiring
- 10 Packaging Style