



# KT-LED36PSHID-E26-8XX-D /G4


## HID REPLACEMENT LED LAMP

**DESCRIPTION**

36W HID Replacement LED Lamp | Power Select | 80 CRI | IP64



<b>LAMP TYPE:</b> HID Replacement LED
<b>BASE TYPE:</b> E26 (Medium)
<b>SELECTABLE WATTAGE:</b> 36W, 27W, 18W
<b>COLOR TEMPERATURE:</b> 3000K, 4000K, 5000K
<b>METAL HALIDE EQUIVALENT:</b> 150W
<b>COLOR RENDERING INDEX (CRI):</b> >80
<b>WARRANTY:</b> 5 Years



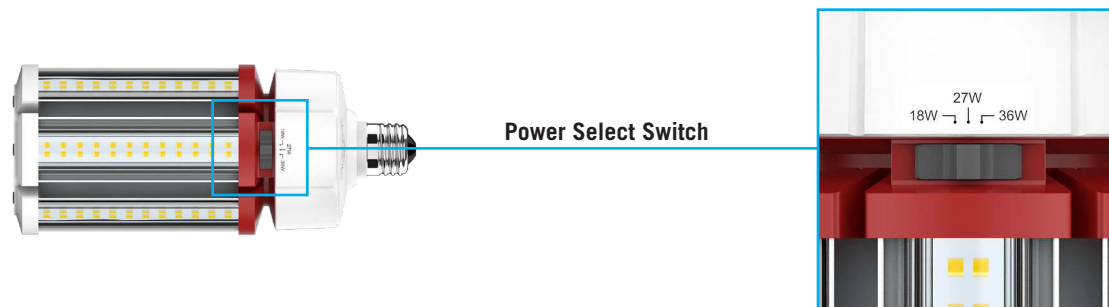
**PRODUCT FEATURES**

- Replacement for conventional metal halide lamp
- Environmentally friendly: No mercury used
- Instant startup
- Integral driver eliminates the need for external driver or ballast; includes 4kV surge protection
- Not for use with standard dimmers; see instructions
- 50,000+ hour lifetime
- Operating temperature: -30°C/-22°F to 45°C/113°F
- Suitable for use in fully enclosed fixtures
- Minimum lamp compartment dimensions: 8.0" x 8.0" x 9.0"
- UL listed
- IP64 rated; integrated heat sink quickly dissipates heat and guides water intrusion out of the lamp

**ELECTRICAL AND PERFORMANCE SPECIFICATIONS**

Keystone Catalog Number	Input Voltage	Selectable Power	CCT	Lumens	Efficacy	Base Type	CRI	PF
KT-LED36PSHID-E26-830-D /G4	120-277V	36W	3000K	4860	135 lm/W	E26	>80	≥90
		27W		3645	135 lm/W			
		18W		2430	135 lm/W			
KT-LED36PSHID-E26-840-D /G4	120-277V	36W	4000K	5040	140 lm/W	E26	>80	≥90
		27W		3780	140 lm/W			
		18W		2520	140 lm/W			
KT-LED36PSHID-E26-850-D /G4	120-277V	36W	5000K	5220	145 lm/W	E26	>80	≥90
		27W		3915	145 lm/W			
		18W		2610	145 lm/W			

**SELECTABILITY**

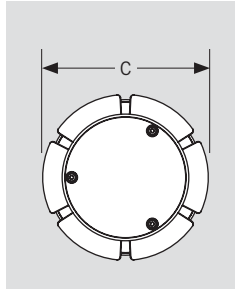
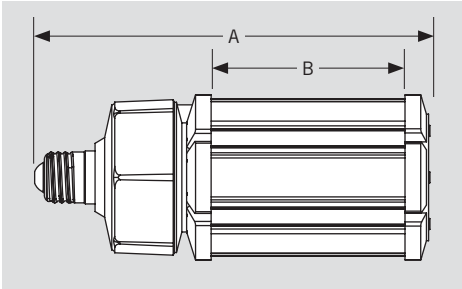




# KT-LED36PSHID-E26-8XX-D /G4

## HID REPLACEMENT LED LAMP

### PHYSICAL CHARACTERISTICS



### LAMP DIMENSIONS

A (Body Length)	7.95"
B (Illuminated Length)	4.41"
C (Diameter)	3.35"

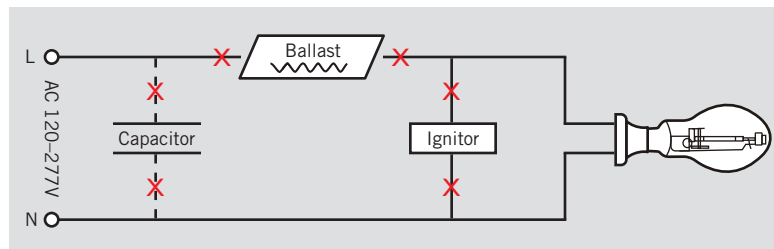
**BASE TYPE:** E26 (Medium)

### WIRING INSTRUCTIONS

#### STEP 1


**Disconnect power.** Disconnect and remove existing ballast, capacitor, and/or ignitor (where applicable) from fixture.

*Note:* Follow all federal and local regulations when disposing of lamps and removed components.




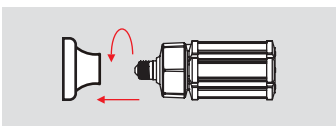
#### STEP 2

Rewire for line voltage to the lamp socket.



#### STEP 3

Install new LED replacement lamp. Ensure lamp is operating properly when power is turned on.





# KT-LED36PSHID-E26-8XX-D /G4

## HID REPLACEMENT LED LAMP

### ORDERING INFORMATION

ORDER CODE	PACK QTY.	UPC	EASY CODE
KT-LED36PSHID-E26-830-D /G4	16	843654138213	ALU-26
KT-LED36PSHID-E26-840-D /G4	16	843654138220	JUF-37
KT-LED36PSHID-E26-850-D /G4	16	843654138237	SSB-60

### CATALOG NUMBER BREAKDOWN

# KT-LED36PSHID-E26-8XX-D /G4

1 2 3 4 5 6 7 8 9 10

- 1 Keystone Technologies
- 2 LED Lamp
- 3 Wattage
- 4 Power Select
- 5 Lamp Type
- 6 Base Type
- 7 80 CRI
- 8 Color Temperature
- 9 Direct Drive
- 10 Fourth Generation