




LED replacement lamps

LED HID

Bulb Shape	Base Type	Watts	Order Code	Description	Volts	Case Qty**	MOL (In)	Lumens Initial	CBCP	Initial Color Temp	CRI	Wattage Replacement	*Rated Life L70 (Hrs)	Dimmable	ENERGY STAR® Status	#Location Rating	Additional Information	
400 Watt Metal Halide Replacement Lamp																		
	EX39	165	21259	LED165/M400/740		3	11.42	20,000		4000	73	400	50,000	-		Dry	Open Rated, CWA, ANSI - M59, M135, M155	

Plug-In


Bulb Shape	Base Type	Watts	Order Code	Description	Volts	Case Qty**	MOL (In)	Lumens Initial	CBCP	Initial Color Temp	CRI	Wattage Replacement	*Rated Life L70 (Hrs)	Dimmable	#Location Rating	Additional Information	
Vertical																	
	G24q/GX24	12	96801	LED12G24Q-V/827	#	6	5.31	950		2700	80		50000	-	Damp	Requires Electronic Ballast, White	
			96775	LED12G24Q-V/830	#	6	5.31	950		3000	80		50000	-	Damp	Requires Electronic Ballast, White	
			96689	LED12G24Q-V/835	#	6	5.31	1000		3500	80		50000	-	Damp	Requires Electronic Ballast, White	
			96771	LED12G24Q-V/840	#	6	5.31	1000		4000	80		50000	-	Damp	Requires Electronic Ballast, White	
Horizontal																	
	G24q/GX24	12	96799	LED12G24Q-H/827	#	6	5.31	950		2700	80		50000	-	Damp	Requires Electronic Ballast, White	
			96798	LED12G24Q-H/830	#	6	5.31	950		3000	80		50000	-	Damp	Requires Electronic Ballast, White	
			96761	LED12G24Q-H/835	#	6	5.31	1000		3500	80		50000	-	Damp	Requires Electronic Ballast, White	
			96769	LED12G24Q-H/840	#	6	5.31	1000		4000	80		50000	-	Damp	Requires Electronic Ballast, White	

- Check compatibility at GELighting.com/LED4pin-compatibility

High Lumen Biax

Bulb Shape	Base Type	Watts	Order Code	Description	Volts	Case Qty**	MOL (In)	Lumens Initial	CBCP	Initial Color Temp	CRI	Wattage Replacement	*Rated Life L70 (Hrs)	Dimmable	#Location Rating	Additional Information	
High Lumen Biax (HLBX)																	
HLBX	2G11	17	39073	LED172G11/830/10	#	10		2100		3000	80		40000	-	Damp	Requires Electronic Ballast, White	
			39074	LED172G11/835/10	#	10		2100		3500	80		40000	-	Damp	Requires Electronic Ballast, White	
			39075	LED172G11/840/10	#	10		2150		4000	80		40000	-	Damp	Requires Electronic Ballast, White	
			39076	LED172G11/850/10	#	10		2150		5000	80		40000	-	Damp	Requires Electronic Ballast, White	

RS Cans

Bulb Shape	Base Type	Watts	Order Code	Description	Volts	Case Qty**	MOL (In)	Lumens Initial	CBCP	Initial Color Temp	CRI	Wattage Replacement	*Rated Life L70 (Hrs)	Dimmable	ENERGY STAR® Status	#Location Rating	Additional Information
RS Cans																	
	E26	10	95853	LED10RS4/827E26P	120	12	5.88	700		2700	80	65W	50,000	Yes	★	Damp	4" Can, Pigtail Attachment
			95854	LED10RS4/830E26P	120	12	5.88	700		3000	80	65W	50,000	Yes	★	Damp	4" Can, Pigtail Attachment
	GU24	6	95855	LED10RS4/827GUP	120	12	5.88	700		2700	80	65W	50,000	Yes	★	Damp	4" Can, Pigtail Attachment
			95856	LED10RS4/830GUP	120	12	5.88	700		3000	80	65W	50,000	Yes	★	Damp	4" Can, Pigtail Attachment
	E26	12	85153	LED10RS6/827E26P	120	12	7.5	700		2700	80	65W	50,000	Yes	★	Damp	6" Can, Pigtail Attachment
			85160	LED10RS6/830E26P	120	12	7.5	700		3000	80	65W	50,000	Yes	★	Damp	6" Can, Pigtail Attachment
	GU24	6	30367	LED10RS6/840E26P	120	12	7.5	700		4000	80	65W	50,000	Yes	★	Damp	6" Can, Pigtail Attachment
			35365	LED10RS4/840E26P	120	12	7.5	700		4000	80	65W	50,000	Yes	★	Damp	6" Can, Pigtail Attachment
	GU24	6	95851	LED10RS6/827GUP	120	12	7.5	700		2700	80	65W	50,000	Yes	★	Damp	6" Can, Pigtail Attachment
			95852	LED10RS6/830GUP	120	12	7.5	700		3000	80	65W	50,000	Yes	★	Damp	6" Can, Pigtail Attachment
	E26	13	70120	LED13RS6/827E26P	120	12	7.5	1000		2700	80	90W	50,000	Yes	★	Damp	6" Can, Pigtail Attachment
			70122	LED13RS6/830E26P	120	12	7.5	1000		3000	80	90W	50,000	Yes	★	Damp	6" Can, Pigtail Attachment
	GU24	6	70124	LED13RS6/827GUP	120	12	7.5	1000		2700	80	90W	50,000	Yes	★	Damp	6" Can, Pigtail Attachment
			70127	LED13RS6/830GUP	120	12	7.5	1000		3000	80	90W	50,000	Yes	★	Damp	6" Can, Pigtail Attachment

Updated / New Product

Information provided is subject to change without notice. Please verify all details with GE. All values are design or typical values when measured under laboratory conditions, and GE makes no warranty or guarantee, expressed or implied, that such performance will be obtained under end-use conditions.

* The life rating is based on the hours of operation the lamp will provide before reaching 70% of its original rating (L70)

** Minimum order quantity = 6

★ ENERGY STAR® status: ENERGY STAR® certified. Lamps without a ★ are not ENERGY STAR® certified.

UL 1993 Environmental Requirements for LED LAMPS

Location, damp - Exterior or interior location that is normally or periodically subject to condensation of moisture in, on, or adjacent to, electrical equipment, and includes partially protected locations.

Location, dry - Location not normally subject to dampness, may include a location subject to temporary dampness, i.e., building under construction, provided ventilation is adequate to prevent an accumulation of moisture.


Location, wet - Location in which water or other liquid can drip, splash, or flow on or against electrical equipment.

Notes: 1) Product descriptions ending in "/TP" indicate a carded blister or clamshell package nested in a tray for shelf display. Cards also designed for hook display. 2) LED A19 Locking device works on PC: 85791, 85792, 89898, 62182, 89899 and 89900



Get more information at
GELighting.com/ThinkLED

LED replacement lamps

LED HID

Bulb Shape	Base Type	Watts	Order Code	Description	Volts	Case Qty**	MOL (In)	Lumens Initial	CBCP	Initial Color Temp	CRI	Wattage Replacement	*Rated Life L70 (Hrs)	Dimmable	ENERGY STAR® Status	#Location Rating	Additional Information
400 Watt Metal Halide Replacement Lamp																	
	EX39	165	21259	LED165/M400/740		3	11.42	20,000		4000	73	400	50,000	-		Dry	Open Rated, CWA, ANSI - M59, M135, M155

Plug-In


Bulb Shape	Base Type	Watts	Order Code	Description	Volts	Case Qty**	MOL (In)	Lumens Initial	CBCP	Initial Color Temp	CRI	Wattage Replacement	*Rated Life L70 (Hrs)	Dimmable	#Location Rating	Additional Information	
Vertical																	
	G24q/GX24	12	96801	LED12G24Q-V/827	#	6	5.31	950		2700	80		50000	-	Damp	Requires Electronic Ballast, White	
			96775	LED12G24Q-V/830	#	6	5.31	950		3000	80		50000	-	Damp	Requires Electronic Ballast, White	
			96689	LED12G24Q-V/835	#	6	5.31	1000		3500	80		50000	-	Damp	Requires Electronic Ballast, White	
			96771	LED12G24Q-V/840	#	6	5.31	1000		4000	80		50000	-	Damp	Requires Electronic Ballast, White	
Horizontal																	
	G24q/GX24	12	96799	LED12G24Q-H/827	#	6	5.31	950		2700	80		50000	-	Damp	Requires Electronic Ballast, White	
			96798	LED12G24Q-H/830	#	6	5.31	950		3000	80		50000	-	Damp	Requires Electronic Ballast, White	
			96761	LED12G24Q-H/835	#	6	5.31	1000		3500	80		50000	-	Damp	Requires Electronic Ballast, White	
			96769	LED12G24Q-H/840	#	6	5.31	1000		4000	80		50000	-	Damp	Requires Electronic Ballast, White	

- Check compatibility at GELighting.com/LED4pin-compatibility

High Lumen Biax

Bulb Shape	Base Type	Watts	Order Code	Description	Volts	Case Qty**	MOL (In)	Lumens Initial	CBCP	Initial Color Temp	CRI	Wattage Replacement	*Rated Life L70 (Hrs)	Dimmable	#Location Rating	Additional Information	
High Lumen Biax (HLBX)																	
HLBX	2G11	17	39073	LED172G11/830/10	#	10		2100		3000	80		40000	-	Damp	Requires Electronic Ballast, White	
			39074	LED172G11/835/10	#	10		2100		3500	80		40000	-	Damp	Requires Electronic Ballast, White	
			39075	LED172G11/840/10	#	10		2150		4000	80		40000	-	Damp	Requires Electronic Ballast, White	
			39076	LED172G11/850/10	#	10		2150		5000	80		40000	-	Damp	Requires Electronic Ballast, White	

RS Cans

Bulb Shape	Base Type	Watts	Order Code	Description	Volts	Case Qty**	MOL (In)	Lumens Initial	CBCP	Initial Color Temp	CRI	Wattage Replacement	*Rated Life L70 (Hrs)	Dimmable	ENERGY STAR® Status	#Location Rating	Additional Information
RS Cans																	
	E26	10	95853	LED10RS4/827E26P	120	12	5.88	700		2700	80	65W	50,000	Yes	★	Damp	4" Can, Pigtail Attachment
			95854	LED10RS4/830E26P	120	12	5.88	700		3000	80	65W	50,000	Yes	★	Damp	4" Can, Pigtail Attachment
	GU24	6	95855	LED10RS4/827GUP	120	12	5.88	700		2700	80	65W	50,000	Yes	★	Damp	4" Can, Pigtail Attachment
			95856	LED10RS4/830GUP	120	12	5.88	700		3000	80	65W	50,000	Yes	★	Damp	4" Can, Pigtail Attachment
	E26	13	85153	LED10RS6/827E26P	120	12	7.5	700		2700	80	65W	50,000	Yes	★	Damp	6" Can, Pigtail Attachment
			85160	LED10RS6/830E26P	120	12	7.5	700		3000	80	65W	50,000	Yes	★	Damp	6" Can, Pigtail Attachment
	GU24	6	30367	LED10RS6/840E26P	120	12	7.5	700		4000	80	65W	50,000	Yes	★	Damp	6" Can, Pigtail Attachment
			35365	LED10RS4/840E26P	120	12	7.5	700		4000	80	65W	50,000	Yes	★	Damp	6" Can, Pigtail Attachment
	GU24	6	95851	LED10RS6/827GUP	120	12	7.5	700		2700	80	65W	50,000	Yes	★	Damp	6" Can, Pigtail Attachment
			95852	LED10RS6/830GUP	120	12	7.5	700		3000	80	65W	50,000	Yes	★	Damp	6" Can, Pigtail Attachment
	E26	13	70120	LED13RS6/827E26P	120	12	7.5	1000		2700	80	90W	50,000	Yes	★	Damp	6" Can, Pigtail Attachment
			70122	LED13RS6/830E26P	120	12	7.5	1000		3000	80	90W	50,000	Yes	★	Damp	6" Can, Pigtail Attachment
	GU24	6	70124	LED13RS6/827GUP	120	12	7.5	1000		2700	80	90W	50,000	Yes	★	Damp	6" Can, Pigtail Attachment
			70127	LED13RS6/830GUP	120	12	7.5	1000		3000	80	90W	50,000	Yes	★	Damp	6" Can, Pigtail Attachment

Updated / New Product

Information provided is subject to change without notice. Please verify all details with GE. All values are design or typical values when measured under laboratory conditions, and GE makes no warranty or guarantee, expressed or implied, that such performance will be obtained under end-use conditions.

* The life rating is based on the hours of operation the lamp will provide before reaching 70% of its original rating (L70)

** Minimum order quantity = 6

★ ENERGY STAR® status: ENERGY STAR® certified. Lamps without a ★ are not ENERGY STAR® certified.

UL 1993 Environmental Requirements for LED LAMPS

Location, damp - Exterior or interior location that is normally or periodically subject to condensation of moisture in, on, or adjacent to, electrical equipment, and includes partially protected locations.

Location, dry - Location not normally subject to dampness, may include a location subject to temporary dampness, i.e., building under construction, provided ventilation is adequate to prevent an accumulation of moisture.

Location, wet - Location in which water or other liquid can drip, splash, or flow on or against electrical equipment.

Notes: 1) Product descriptions ending in "/TP" indicate a carded blister or clamshell package nested in a tray for shelf display. Cards also designed for hook display. 2) LED A19 Locking device works on PC: 85791, 85792, 89898, 62182, 89899 and 89900

Get more information at
GELighting.com/ThinkLED