



KT-LED25.5T5HO-48GC-850-S

T5 LED LAMP

DESCRIPTION

25.5W T5 LED | 5000K | >80 CRI | High Efficiency | Ballast Compatible



LAMP TYPE: Linear
BULB TYPE: T5 LED
BASE TYPE: G5 (Miniature Bi-Pin)
WATTAGE: 25.5W
COLOR TEMPERATURE: 5000K
COLOR RENDERING INDEX (CRI): >80
WARRANTY: 5 Years



PRODUCT FEATURES

- Compatible with Most Program Start Electronic T5HO Ballasts, Contact Keystone for Ballast Compatibility List
- Direct Replacement for the Following Fluorescent Lamps: F54T5/HO
- UL Listed, Listed on the DLC QPL
- 50,000+ Hour Lifetime
- Environmentally Friendly: No Mercury Used
- Instant Startup
- Operating Temperature: -20°C/-4°F to 45°C/113°F
- 110+ Lumens per Watt (Bare Lamp Efficacy)
- Suitable for Dry and Damp Locations
- Improved Lamp Durability with Shatterproof Coated Glass, designed to pass drop tests of 6' on hard surface
- ETL Sanitation Listed NSF/ANSI Standard 2 - Food Equipment, Splash Zone (Not for Direct Food Zone without additional fixture considerations)

OPERATING SPECIFICATIONS

ELECTRICAL AND PERFORMANCE CHARACTERISTICS

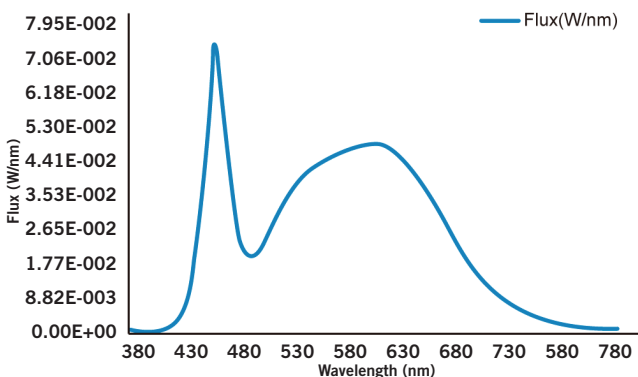
Input Voltage	CRI	Bare Lamp Wattage	System Wattage*	Initial Lumens*	Nominal Bare Lamp Efficacy	Nominal System Efficacy	Power Factor	Max. THD
Ballast Dependent	>80	25.5W	28.5W	3300 lm	129 lm/W	116 lm/W	>0.9	20%

* Nominal values. Actual values may vary depending on electronic ballast used.

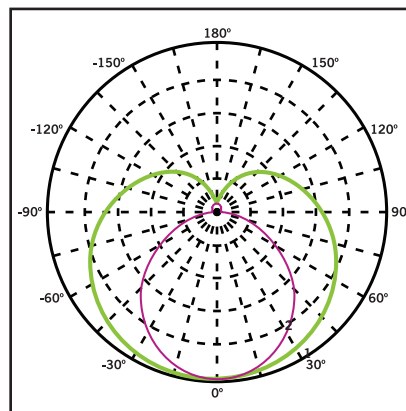
RATED LIFE

L70 (Hours)	50,000
-------------	--------

SPECTRAL DISTRIBUTION



POLAR CANDELA DISTRIBUTION



Located at Horizontal Angle = 0, Vertical Angle 0

1. Violet Vertical Plane through Horizontal Angles (90-270)
2. Green Vertical Plane through Horizontal Angles (0-180)

Beam Angle: 240°

Visible Light Area: 325°



SMARTDRIVE LED
PLUG & PLAY WITH BALLAST

KT-LED25.5T5HO-48GC-850-S

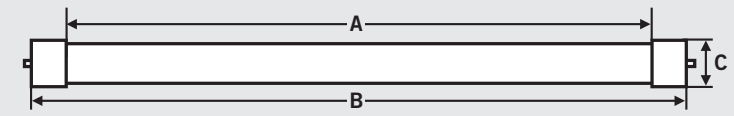
T5 LED LAMP

WIRING

Plug and Play: Simply replace the existing fluorescent lamp with Keystone Smart Drive LED lamp. No changes to the existing fluorescent ballast wiring needed. For ballast compatibility questions, please contact Keystone.

PHYSICAL CHARACTERISTICS

LAMP DIMENSIONS

	A (Illuminated Length)	42.00"
	B (Body Length)	45.20"
	C (Diameter)	0.69"

NOMINAL LENGTH: 4' **BASE TYPE:** G5 (Miniature Bi-Pin)

ORDERING INFORMATION

ORDER CODE	PACKAGING STYLE	PACK QTY.	ITEM STATUS
KT-LED25.5T5HO-48GC-850-S-CP	Carton Pack (Egg Crate Packaging)	25	Quick Ship

CATALOG NUMBER BREAKDOWN

KT-LED25.5T5HO-48GC-850-S-CP

Keystone Technologies	LED Lamp	Wattage	Lamp Type	Nominal Length	Shatterproof Coated Glass	800 Series	Color Temp.	Smart Drive Series	Packaging Style
-----------------------	----------	---------	-----------	----------------	---------------------------	------------	-------------	--------------------	-----------------



KT-LED25.5T5HO-48GC-850-S

T5 LED LAMP

DESCRIPTION

25.5W T5 LED | 5000K | >80 CRI | High Efficiency | Ballast Compatible



LAMP TYPE: Linear
BULB TYPE: T5 LED
BASE TYPE: G5 (Miniature Bi-Pin)
WATTAGE: 25.5W
COLOR TEMPERATURE: 5000K
COLOR RENDERING INDEX (CRI): >80
WARRANTY: 5 Years



PRODUCT FEATURES

- Compatible with Most Program Start Electronic T5HO Ballasts, Contact Keystone for Ballast Compatibility List
- Direct Replacement for the Following Fluorescent Lamps: F54T5/HO
- UL Listed, Listed on the DLC QPL
- 50,000+ Hour Lifetime
- Environmentally Friendly: No Mercury Used
- Instant Startup
- Operating Temperature: -20°C/-4°F to 45°C/113°F
- 110+ Lumens per Watt (Bare Lamp Efficacy)
- Suitable for Dry and Damp Locations
- Improved Lamp Durability with Shatterproof Coated Glass, designed to pass drop tests of 6' on hard surface
- ETL Sanitation Listed NSF/ANSI Standard 2 - Food Equipment, Splash Zone (Not for Direct Food Zone without additional fixture considerations)

OPERATING SPECIFICATIONS

ELECTRICAL AND PERFORMANCE CHARACTERISTICS

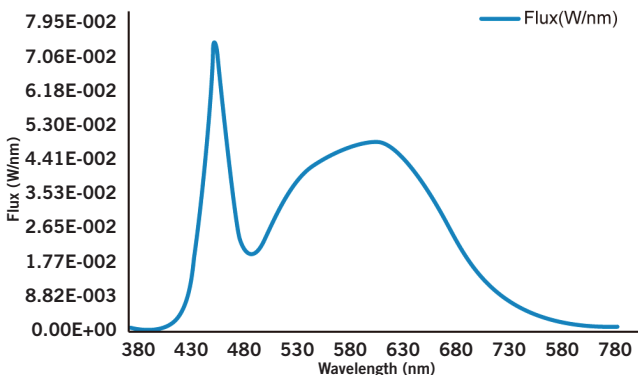
Input Voltage	CRI	Bare Lamp Wattage	System Wattage*	Initial Lumens*	Nominal Bare Lamp Efficacy	Nominal System Efficacy	Power Factor	Max. THD
Ballast Dependent	>80	25.5W	28.5W	3300 lm	129 lm/W	116 lm/W	>0.9	20%

* Nominal values. Actual values may vary depending on electronic ballast used.

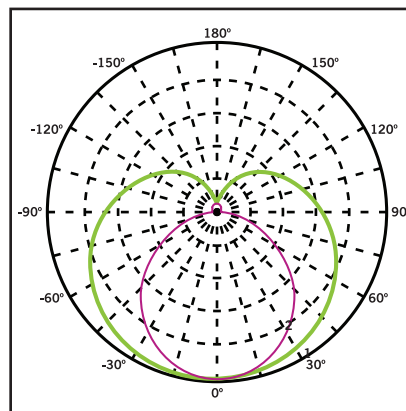
RATED LIFE

L70 (Hours)	50,000
-------------	--------

SPECTRAL DISTRIBUTION



POLAR CANDELA DISTRIBUTION



Located at Horizontal Angle = 0, Vertical Angle 0

1. Violet Vertical Plane through Horizontal Angles (90-270)
2. Green Vertical Plane through Horizontal Angles (0-180)

Beam Angle: 240°

Visible Light Area: 325°



SMARTDRIVE LED
PLUG & PLAY WITH BALLAST

KT-LED25.5T5HO-48GC-850-S

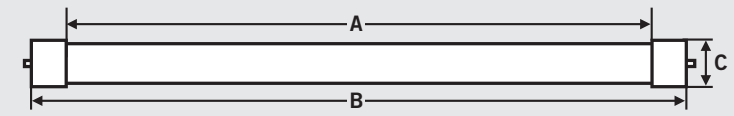
T5 LED LAMP

WIRING

Plug and Play: Simply replace the existing fluorescent lamp with Keystone Smart Drive LED lamp. No changes to the existing fluorescent ballast wiring needed. For ballast compatibility questions, please contact Keystone.

PHYSICAL CHARACTERISTICS

LAMP DIMENSIONS

	A (Illuminated Length)	42.00"
	B (Body Length)	45.20"
	C (Diameter)	0.69"

NOMINAL LENGTH: 4' **BASE TYPE:** G5 (Miniature Bi-Pin)

ORDERING INFORMATION

ORDER CODE	PACKAGING STYLE	PACK QTY.	ITEM STATUS
KT-LED25.5T5HO-48GC-850-S-CP	Carton Pack (Egg Crate Packaging)	25	Quick Ship

CATALOG NUMBER BREAKDOWN

KT-LED25.5T5HO-48GC-850-S-CP

Keystone Technologies	LED Lamp	Wattage	Lamp Type	Nominal Length	Shatterproof Coated Glass	800 Series	Color Temp.	Smart Drive Series	Packaging Style
-----------------------	----------	---------	-----------	----------------	---------------------------	------------	-------------	--------------------	-----------------