

LED Lamps, Tubes and Modules

Introduction

A GE scientist invented the first visible LED in 1962, pioneering a technology that is revolutionizing the lighting industry. GE is also one of the largest LED systems companies in the world. But it's not only about size. We're dedicated to LED performance on your behalf. That's why we are helping to develop a universal set of performance measures so you can make an informed decision.

Product Information

LED Lamps and Tubes

Quality

The first time you turn on GE LED replacement lamps, you'll be amazed by the color, distribution, output and uniformity. The proof is in your "before and after" environment. In addition, every LED system comes with a product life rating that recognizes acceptable light output for its intended application, ensuring that you won't be left in the dark.

Long Life

GE's LED replacement lamps are sturdy, dependable and long lasting. Depending on the lamp, you can expect up to 50,000 hours of rated life. That's 12 hours a day, every day of the year, for over a decade.

Innovation

We continually invest in new products and are often the first to market with the latest upgrades, including light sources, luminaires and controls for a system that's both efficient and effective.



ENERGY STAR®

In addition to energy savings, ENERGY STAR® qualified LED lamps can further reduce the overall cost of ownership through lamp rebate incentives. Good news for you is that GE has the most ENERGY STAR® rated LEDs. According to ENERGY STAR® guidelines, the benefits of an ENERGY STAR® qualified LED lamp include:

- Uses about 75% less energy than a traditional incandescent lamp
- Lasts at least 6 times longer than an incandescent lamp
- Turns on instantly—there's no warm up time

Total System Solutions

Anyone can install a lamp. What we implement are lighting strategies and solutions. Our products are designed to benefit you from an overall performance perspective.

Proven Track Record

We've been here. We'll be here. Built into each of GE's LED replacement lamps is 125 years of experience, reliability and innovation. Every performance claim we make is supported by stringent, comprehensive testing—ensuring that your lighting investment pays off today and in the future.

Trusted Advisor

From the start, we provide a comprehensive lighting audit of existing systems, provide photometric analysis with 3D renderings of the new system, and forecast energy and maintenance savings. We also search out opportunities for improvement you may not have considered.

Short Payback Period

Decreased energy and maintenance costs, combined with utility rebates, deliver results that often exceed your expectations.

Family of Solutions





Directional. Omni-directional. Decorative. Dimming. Tight optical control. Accent. Task. Display. Indoor. Outdoor. You name it—we've got it in LED.

Infusion™ LED Module

GE Infusion™ is a game-changing technology and one of the most flexible LED lighting solutions on the market. As a designer, OEM, or end-users, you can choose from an extensive selection of modules. Plus, there's the assurance of GE reliability and performance.

- Built for the Future: If lighting needs change or LED technology advances, there is no need to buy new fixtures. Simply twist in the latest GE Infusion™ LED Module.
- Environmentally Conscious: The Infusion™ LED Module can use fewer materials than integral LED fixtures because only the module is replaced at the end of lamp life—not the entire light fixture.
- Customizable: Select the module with the light level or color quality that meets your needs. The Infusion™ LED Module dims using a variety of dimming protocols including 0-10V, Phase and DALI.
- Compatible: Ideal for fixture manufacturers designing for track, recessed, pendant or other types of luminaires around one compatible solution—no need for multiple base designs.

LED Lamps, Tubes and Modules

Bulb Shape	Base Type	Watts	Order Code	Description	Volts	Case Qty	MOL (in)	Lumens Initial	CBCP	Initial Color Temp	CRI	†Wattage Equivalency	*Rated Life – Hours L70	Dimmable	††ENERGY STAR®	‡Location Rating	Additional Information	
LED A-Line Lamps (continued)																		
LED A-15 (continued)																		
	Med	4	34038	LED4DA15-W3/827	120	6	3.5	300		2700	80	40W	15,000	▲		Damp	White	
		4	34051	LED4DA15-C3/827	120	6	3.5	300		2700	80	40W	15,000	▲		Damp	Clear	
		4.5	14644	LED4.5DA15-C/827	120	6	3.5	300		2700	80	40W	15,000	▲		Damp	Clear	
		4.5	23724	LED4.5DA15-CSKTP	120	3	3.5	350		5000	80	40W	15,000	▲		Damp	Clear	
		4.5	23708	LED4.5DA15-W5KTP	120	3	3.5	350		5000	80	40W	15,000	▲		Damp	White	
		4.5	83645	LED4.5DA15C-FRIG	120	3	3.5	350		5000	80	40W	15,000	▲		Damp	Clear Refrigerator Bulb	
LED A-19 (The 9W A-19s are 40-watt and the 13W A-19s are 60-watt incandescent replacements – based on ENERGY STAR® requirements for lumens)																		
	Med	7	89944	LED7DAV3/5K/BX	120	4	4.63	500		5000	80	40W	25,000	▲		Damp	White, Semi-Omni	
		7	14063	LED7DAV3/827W	120	6	4.63	470		2700	80	40W	25,000	▲		Damp	White, Semi-Omni	
		7	14194	LED7DAV3/BX	120	4	4.63	470		2700	80	40W	25,000	▲		Damp	White, Semi-Omni	
		7	34238	LED7DA19/824	120	6	4.44	450		2400	80	40W	25,000	▲		Damp	White	
		7	11332	LED7DA19/827	120	6	4.43	450		2700	80	40W	25,000	▲	★	Damp	White, Omnidirectional	
		7	13448	LED7DA19/827/BX	120	3	4.43	450		2700	80	40W	25,000	▲	★	Damp	White, Omnidirectional	
		7	71208	LED7DA19/830	120	6	4.43	450		3000	80	40W	25,000	▲	★	Damp	White, Omnidirectional	
		7	95928	LED7DAV3/5K	120	6	4.63	500		5000	80	40W	25,000	▲		Damp	White, Semi-Omni	
		7	83567	LED7DAV3XSW	120	4	4.63	470		2700	85	40W	25,000	▲		Damp	White, Semi-Omni	
		8	89900	LED8DA19/TP	120	3	4.43	450		2700	80	40W	25,000	▲	★	Dry	White, Omnidirectional	
		10.5	95927	LED11DA19/5K	120	6	4.43	850		5000	80	60W	15,000	▲		Damp	White, Semi-Omni	
		10.5	92145	LED11DAV3-OD	120	3	4.43	800		2700	80	60W	15,000	▲		Damp	Postlight, White, Semi-Omni	
		10.5	89943	LED11DAV3/5K/BX	120	4	4.63	850		5000	80	60W	15,000	▲		Damp	White, Semi-Omni	
		10.5	13791	LED11DAV3/827W	120	6	4.63	800		2700	80	60W	15,000	▲		Damp	White, Semi-Omni	
		10.5	14203	LED11DAV3/BX	120	4	4.63	800		2700	78	60W	15,000	▲		Damp	White, Semi-Omni	
		10.5	83570	LED11DAV3XSW	120	4	4.63	800		2700	85	60W	15,000	▲		Damp	White, Semi-Omni	
		11	42473	LED11DA19//5K/BX	120	3	4.43	900		5000	80	60W	25,000	▲	★	Damp	White, Omnidirectional	
		11	29268	LED11DA19/824	120	6	4.44	800		2400	80	60W	25,000	▲		Damp	White, Omnidirectional	
		11	11328	LED11DA19/827	120	6	4.43	800		2700	80	60W	25,000	▲	★	Damp	White, Omnidirectional	
		11	33846	LED11DA19/827/BX	120	3	4.43	800		2700	80	60W	25,000	▲	★	Damp	White, Omnidirectional	
		11	71209	LED11DA19/B30	120	6	4.43	800		3000	80	60W	25,000	▲	★	Damp	White, Omnidirectional	
11	92286	LED11DA19/GU24P	120	3	4.43	800		2700	80	60W	25,000	▲	★	Damp	White, Omnidirectional			
GU24	11	74357	LED11DA19827GU24	120	6	5.43	800		2700	80	60W	25,000	▲	★	Damp	White, Omnidirectional		
LED A-19 Reveal																		
	Med	7	63178	LED7DA19RVLESTP	120	3	4.43	450		2700	84	40W	25,000	▲	★	Damp	White, Omnidirectional	
		11	63180	LED11DA19RVLESTP	120	3	4.43	800		2700	84	60W	25,000	▲	★	Damp	White, Omnidirectional	
		14	92284	LED14DA21RVL/TP	120	3	5.28	1100		2700	85	75W	25,000	▲		Damp	White, Omnidirectional	
LED A-21																		
	Med	12	73384	LED12DA21F/830FE	120	6	5.31	1100		3000	80	100W	25,000	▲		Enclosed	White, Enclosed, Omnidirectional	
		12	73404	LED12DA21/850FE	120	6	5.31	1100		5000	80	100W	25,000	▲		Enclosed	White, Enclosed, Omnidirectional	
		13	12422	LED13DA212/827	120	6	5.28	1100		2700	80	75W	25,000	▲	★	Damp	White, Omnidirectional	
		14	23950	LED14DA21-W5KTP	120	3	5.28	1350		5000	80	75W	15,000	▲		Damp	White, Semi-Omni	
		14	89993	LED14DA21-W/TP	120	3	5.28	1100		2700	80	75W	15,000	▲			White, Semi-Omni	
		14	94936	LED14DA21/827W	120	6	5.28	1100		2700	80	75W	15,000	▲			White, Semi-Omni	
		14	23005	LED14DA21XSW	120	4	5.28	1100		2700	85	75W	15,000	▲		Damp	White, Semi-Omni	
		16	12349	LED16DA212/827	120	6	5.28	1600		2700	80	100W	25,000	▲	★	Damp	White, Omnidirectional	
		16	12399	LED16DA212/830	120	6	5.28	1600		3000	80	100W	25,000	▲	★	Damp	White, Omnidirectional	
		GU24	16	92498	LED16DA21827GU24	120	6	5.43	1600		2700	80	100W	25,000	▲	★	Damp	White, Omnidirectional
		Med	16	92117	LED16A30/100/BX	120	3	5.31	400/1600/1050		2700	80	30W//70W/100W	25,000			Damp	White, 3-Way
16	92118		LED16A30/100/5KB	120	3	5.31	400/1600/1050		5000	80	30W//70W/100W	25,000		★	Damp	White, 3-Way		
16	73376		LED16A30/100/827	120	6	5.31	400/1600/1050		2700	80	30W//70W/100W	25,000		★	Damp	White, 3-Way		

* The life rating is based on the hours of operation the lamp will provide before reaching 70% of its original lumen rating (L70).

** Minimum order quantity = 6

† Incandescent or halogen wattage equivalencies based on Energy Star guidelines using lumens or CBCP according to lamp type

†† Energy Star status: Certified as meeting Energy Star guidelines.

‡ UL 1993 Environmental Requirements for LED Lamps.

Location, damp – Exterior or interior location that is normally or periodically subject to condensation of moisture in, on, or adjacent to electrical equipment, and includes partially protected locations.

Location, dry – Location not normally subject to dampness, may include a location subject to temporary dampness, i.e., building under construction, provided ventilation is adequate to prevent an accumulation of moisture.

Location, wet – Location in which water or other liquid can drip, splash, or flow on or against electrical equipment.

Notes: Product descriptions ending in "/TP" indicate a corded blister or clamshell package nested in a tray for shelf display. Cards also designed for hook display.