


LED Dimmable PAR16

25,000 Hours average rated life, 120Volts

Applications:


Ideal for dimmable PAR16 flood and spot applications.

- + Track Lights
- + Recessed Downlights
- + Display Lights
- + Outdoor fixtures that protect from elements
Not for use in totally enclosed fixtures.




Features and Benefits

- Smooth, uniform dimming from 100% to 5%
- Energy Efficient: Up to 80% less energy than halogen alternatives
- Exceeds all industry performance requirements.
- Long life: Designed for 25,000 hours (lasts at least 12 times longer than alternative)
- Very Durable: Solid state lighting technology significantly reduces lighting service & maintenance due to robust lighting design. Shatter resistant.
- Very low heat generation – excellent for sensitive display lighting.
- Excellent Color consistency and high color rendering (CRI).



Specifications

Input Line Voltage:	120V
Input Power	7W
Input Line Frequency	50/60HZ
Lamp Life (Rated)	25,000 hrs
Minimum Starting Temp	-20°C
Maximum Operating Temp	40°C
CCT	27K, 30K, 41K
CRI	85
Beam Angles	20 & 40



Warranties and Certifications:	Item #	Description	Voltage	Wattage	Lumens	LPW	CBCP Est.	Beam Angle	CCT	CRI	Case Quantity
3 YEAR WARRANTY	120V PAR16										
	LED7E26PAR1627KNFL	LED 7W PAR16 Narrow Flood (20 degree) - 2700K	120	7	340	50.7	2300	20	2700K	82	12
Specification Notes: <small>CBCP was estimated based on known photometry. Consult www.tcp.com for most current photometry and LM79 data.</small>	LED7E26PAR1627KFL	LED 7W PAR16 Flood (40 degree) - 2700K	120	7	340	50.7	800	40	2700K	82	12
	LED7E26PAR1630KNFL	LED 7W PAR16 Narrow Flood (20 degree) - 3000K	120	7	350	52.2	2300	20	3000K	82	12
	LED7E26PAR1630KFL	LED 7W PAR16 Flood (40 degree) - 3000K	120	7	350	52.2	800	40	3000K	82	12
	LED7E26PAR1641KNFL	LED 7W PAR16 Narrow Flood (20 degree) - 4100K	120	7	370	55.2	2300	20	4100K	82	12
	LED7E26PAR1641KFL	LED 7W PAR16 Flood (40 degree) - 4100K	120	7	370	55.2	800	40	4100K	82	12


LED Dimmable PAR16

25,000 Hours average rated life, 120Volts

Applications:


Ideal for dimmable PAR16 flood and spot applications.

- + Track Lights
- + Recessed Downlights
- + Display Lights
- + Outdoor fixtures that protect from elements
Not for use in totally enclosed fixtures.




Features and Benefits

- Smooth, uniform dimming from 100% to 5%
- Energy Efficient: Up to 80% less energy than halogen alternatives
- Exceeds all industry performance requirements.
- Long life: Designed for 25,000 hours (lasts at least 12 times longer than alternative)
- Very Durable: Solid state lighting technology significantly reduces lighting service & maintenance due to robust lighting design. Shatter resistant.
- Very low heat generation – excellent for sensitive display lighting.
- Excellent Color consistency and high color rendering (CRI).



Specifications

Input Line Voltage:	120V
Input Power	7W
Input Line Frequency	50/60HZ
Lamp Life (Rated)	25,000 hrs
Minimum Starting Temp	-20°C
Maximum Operating Temp	40°C
CCT	27K, 30K, 41K
CRI	85
Beam Angles	20 & 40



Warranties and Certifications:	Item #	Description	Voltage	Wattage	Lumens	LPW	CBCP Est.	Beam Angle	CCT	CRI	Case Quantity
3 YEAR WARRANTY	120V PAR16										
	LED7E26PAR1627KNFL	LED 7W PAR16 Narrow Flood (20 degree) - 2700K	120	7	340	50.7	2300	20	2700K	82	12
Specification Notes: <small>CBCP was estimated based on known photometry. Consult www.tcp.com for most current photometry and LM79 data.</small>	LED7E26PAR1627KFL	LED 7W PAR16 Flood (40 degree) - 2700K	120	7	340	50.7	800	40	2700K	82	12
	LED7E26PAR1630KNFL	LED 7W PAR16 Narrow Flood (20 degree) - 3000K	120	7	350	52.2	2300	20	3000K	82	12
	LED7E26PAR1630KFL	LED 7W PAR16 Flood (40 degree) - 3000K	120	7	350	52.2	800	40	3000K	82	12
	LED7E26PAR1641KNFL	LED 7W PAR16 Narrow Flood (20 degree) - 4100K	120	7	370	55.2	2300	20	4100K	82	12
	LED7E26PAR1641KFL	LED 7W PAR16 Flood (40 degree) - 4100K	120	7	370	55.2	800	40	4100K	82	12