



ELITE Series

LED Dimmable 7W PAR16 Lamp

LED Dimmable PAR16 25,000 hours average rated life, 120 volts

Applications:

Ideal for dimmable PAR16 flood and spot applications.

- ✦ Track Lights
- ✦ Recessed Downlights
- ✦ Display Lights
- ✦ Outdoor Fixtures that protect lamps from the elements





Features	Benefits
High lumen output	Replaces 50W halogen MR16
Up to 85% less energy than halogen alternatives	Instant energy savings
Smooth, uniform dimming	Set the perfect mood & atmosphere
Long life	Minimizes replacement and maintenance costs
Very low heat generation	Perfect for sensitive display lighting such as art galleries.
Excellent color consistency and CRI	Enhances colors of focal point while maintaining uniformity throughout lighting installation from lamp to lamp.
Light weight	Track or down light installations are not strained by excess weight.
Shatter resistant	Lower the risk of injury and breakage

Catalog Number	
Notes	Type



Specifications

Input Line Voltage: 120V
 Input Power.....7W
 Input Line Frequency50/60HZ
 Lamp Life (Rated)..... 25,000 hrs
 Minimum Starting Temp.....-30°C
 Maximum Operating Temp 40°C
 CCT 24K, 27K, 30K, 41K
 CRI 82
 Beam Angles 20 & 40



Warranties and Certifications:	Item #	Description	Voltage	Wattage	Replacement	Lumens	LPW	CBCP est.	Beam Angle	CCT	CRI	M.O.L. (inches)	Diameter (inches)	Case Quantity	
5 YEAR WARRANTY* 	GU10 MR16														
	LED7MR16GU1024KFL	Dimmable 7W GU10 MR16 - 2400K, 40°	120	7	50	500	71.4	TBD	40	2400K	82	2.5	2	12	
	LED7MR16GU1024KNFL	Dimmable 7W GU10 MR16 - 2400K, 20°	120	7	50	500	71.4	TBD	20	2400K	82	2.5	2	12	
	LED7MR16GU1027KNFL	Dimmable 7W GU10 MR16 - 2700K, 20°	120	7	50	500	71.4	TBD	20	2700K	82	2.5	2	12	
	LED7MR16GU1027KFL	Dimmable 7W GU10 MR16 - 2700K, 40°	120	7	50	500	71.4	TBD	40	2700K	82	2.5	2	12	
	LED7MR16GU1030KNFL	Dimmable 7W GU10 MR16 - 3000K, 20°	120	7	50	500	71.4	TBD	20	3000K	82	2.5	2	12	
	LED7MR16GU1030KFL	Dimmable 7W GU10 MR16 - 3000K, 40°	120	7	50	500	71.4	TBD	40	3000K	82	2.5	2	12	
	LED7MR16GU1041KNFL	Dimmable 7W GU10 MR16 - 4100K, 20°	120	7	50	525	75.0	TBD	20	4100K	82	2.5	2	12	
LED7MR16GU1041KFL	Dimmable 7W GU10 MR16 - 4100K, 40°	120	7	50	525	75.0	TBD	40	4100K	82	2.5	2	12		
Specification Notes: PAR16 For the most up-to-date specs, please visit www.tcpi.com	PAR16														
	LED7P1624KNFL	Dimmable 7W PAR16 - 2400K, 20°	120	7	50	500	71.4	TBD	20	2400K	82	3	2	12	
	LED7P1624KFL	Dimmable 7W PAR16 - 2400K, 40°	120	7	50	500	71.4	TBD	40	2400K	82	3	2	12	
	LED7P1627KNFL	Dimmable 7W PAR16 - 2700K, 20°	120	7	50	500	71.4	TBD	20	2700K	82	3	2	12	
	LED7P1627KFL	Dimmable 7W PAR16 - 2700K, 40°	120	7	50	500	71.4	TBD	40	2700K	82	3	2	12	
	LED7P1630KNFL	Dimmable 7W PAR16 - 3000K, 20°	120	7	50	500	71.4	TBD	20	3000K	82	3	2	12	
	LED7P1630KFL	Dimmable 7W PAR16 - 3000K, 40°	120	7	50	500	71.4	TBD	40	3000K	82	3	2	12	
	LED7P1641KNFL	Dimmable 7W PAR16 - 4100K, 20°	120	7	50	525	75.0	TBD	20	4100K	82	3	2	12	
	LED7P1641KFL	Dimmable 7W PAR16 - 4100K, 40°	120	7	50	525	75.0	TBD	40	4100K	82	3	2	12	





ELITE Series

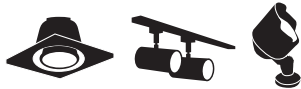
LED Dimmable 7W PAR16 Lamp

LED Dimmable PAR16 25,000 hours average rated life, 120 volts

Applications:

Ideal for dimmable PAR16 flood and spot applications.

- ✦ Track Lights
- ✦ Recessed Downlights
- ✦ Display Lights
- ✦ Outdoor Fixtures that protect lamps from the elements



Features

Benefits



High lumen output	Replaces 50W halogen MR16
Up to 85% less energy than halogen alternatives	Instant energy savings
Smooth, uniform dimming	Set the perfect mood & atmosphere
Long life	Minimizes replacement and maintenance costs
Very low heat generation	Perfect for sensitive display lighting such as art galleries.
Excellent color consistency and CRI	Enhances colors of focal point while maintaining uniformity throughout lighting installation from lamp to lamp.
Light weight	Track or down light installations are not strained by excess weight.
Shatter resistant	Lower the risk of injury and breakage

Catalog Number	
Notes	Type



Specifications

Input Line Voltage:	120V
Input Power:	7W
Input Line Frequency:	50/60HZ
Lamp Life (Rated):	25,000 hrs
Minimum Starting Temp:	-30°C
Maximum Operating Temp:	40°C
CCT:	24K, 27K, 30K, 41K
CRI:	82
Beam Angles:	20 & 40



Warranties and Certifications:	Item #	Description	Voltage	Wattage	Replacement	Lumens	LPW	CBCP est.	Beam Angle	CCT	CRI	M.O.L. (inches)	Diameter (inches)	Case Quantity	
5 YEAR WARRANTY* 	GU10 MR16														
	LED7MR16GU1024KFL	Dimmable 7W GU10 MR16 - 2400K, 40°	120	7	50	500	71.4	TBD	40	2400K	82	2.5	2	12	
	LED7MR16GU1024KNFL	Dimmable 7W GU10 MR16 - 2400K, 20°	120	7	50	500	71.4	TBD	20	2400K	82	2.5	2	12	
	LED7MR16GU1027KNFL	Dimmable 7W GU10 MR16 - 2700K, 20°	120	7	50	500	71.4	TBD	20	2700K	82	2.5	2	12	
	LED7MR16GU1027KFL	Dimmable 7W GU10 MR16 - 2700K, 40°	120	7	50	500	71.4	TBD	40	2700K	82	2.5	2	12	
	LED7MR16GU1030KNFL	Dimmable 7W GU10 MR16 - 3000K, 20°	120	7	50	500	71.4	TBD	20	3000K	82	2.5	2	12	
	LED7MR16GU1030KFL	Dimmable 7W GU10 MR16 - 3000K, 40°	120	7	50	500	71.4	TBD	40	3000K	82	2.5	2	12	
	LED7MR16GU1041KNFL	Dimmable 7W GU10 MR16 - 4100K, 20°	120	7	50	525	75.0	TBD	20	4100K	82	2.5	2	12	
LED7MR16GU1041KFL	Dimmable 7W GU10 MR16 - 4100K, 40°	120	7	50	525	75.0	TBD	40	4100K	82	2.5	2	12		
Specification Notes: For the most up-to-date specs, please visit www.tcpi.com	PAR16														
	LED7P1624KNFL	Dimmable 7W PAR16 - 2400K, 20°	120	7	50	500	71.4	TBD	20	2400K	82	3	2	12	
	LED7P1624KFL	Dimmable 7W PAR16 - 2400K, 40°	120	7	50	500	71.4	TBD	40	2400K	82	3	2	12	
	LED7P1627KNFL	Dimmable 7W PAR16 - 2700K, 20°	120	7	50	500	71.4	TBD	20	2700K	82	3	2	12	
	LED7P1627KFL	Dimmable 7W PAR16 - 2700K, 40°	120	7	50	500	71.4	TBD	40	2700K	82	3	2	12	
	LED7P1630KNFL	Dimmable 7W PAR16 - 3000K, 20°	120	7	50	500	71.4	TBD	20	3000K	82	3	2	12	
	LED7P1630KFL	Dimmable 7W PAR16 - 3000K, 40°	120	7	50	500	71.4	TBD	40	3000K	82	3	2	12	
	LED7P1641KNFL	Dimmable 7W PAR16 - 4100K, 20°	120	7	50	525	75.0	TBD	20	4100K	82	3	2	12	
	LED7P1641KFL	Dimmable 7W PAR16 - 4100K, 40°	120	7	50	525	75.0	TBD	40	4100K	82	3	2	12	

