


Compact Fluorescent Luminaire

LH-CFL1

Luminaire Design Features





- For use in attics, basements, closets and garages
- Energy savings of up to 75% compared to incandescent bulbs
- 10,000 hour bulb life
- Fully assembled with GU24 - 13W bulb and polycarbonate lens
- 13W CFL bulb produces same light as 60W standard incandescent light bulb
- Lens securely locks to base with spring-loaded tabs
- Lamp Base mounts to most 3 1/2" and 4" ceiling boxes



Supplied with compact fluorescent bulb, mounting screws, and wire nuts.



Prepackaged in a blister pack with bi-lingual installation instructions.

CF Luminaire	Bulb Wattage	Catalog Number	Component Description	Base Dia.	Asm. Height	UPC# 85339	Pkg. Qty.	Std. Pkg. Wt. (lbs.)
	13 W	LH-CFL1	Compact fluorescent luminaire with wire leads (mounting screws included)	5.06"	3.04"	87005	12	9
	13 W	LH-CFL2	Compact fluorescent luminaire with wire leads and pull chain (mounting screws included)	5.06"	3.82"	87006	12	11

Replacement Bulb Part Numbers:

MaxLite; MLS13FUSWW, 13 Watt, GU24 fixture base, M.O.L. = 2.52"

TCP; 33213SSP, 13 Watt, GU24 fixture base, M.O.L. = 2.3"

Golo; GU241327, 13 Watt, GU24 fixture base, M.O.L. = 2.36"

Designed in USA
Made in China

Compact Fluorescent Luminaire