

FEATURES & SPECIFICATIONS

INTENDED USE — Suitable for applications requiring both exit sign and unit equipment. Attractive, less than 10 inches tall, streamlined design is great for above-the-door applications and other tight fits. High-output version with remote lamps are ideal for outdoor emergency egress lighting.

CONSTRUCTION — Engineering-grade thermoplastic housing is impact-resistant, scratch-resistant and corrosion-proof. UL94V-0 flame rating. UV-stable white resin resists discoloration from natural and man-made light sources.

Rugged unibody housing snaps together with no additional fasteners. Faceplate and back cover are interchangeable on housing. Positive snap-fit tabs hold faceplate securely, yet are easily removable for lamp compartment access. Universal, directional chevron inserts are easily removed and reinserted.

Uniform graphics illumination without shadows or hot spots. Letters 6" high with 3/4" stroke, with 100 ft. viewing distance rating, based upon UL924 standards.

U.S. Patent No. D484,272; 5,526,251; 5,611,163; 5,797,673; 5,954,423; 6,142,648 and 6,848,798. Canada Patent No. 80,141, 2,180,495.

OPTICS — The typical life of the exit LED lamp is 10 years, based on continuous operation. Low energy consumption — **only 3.3 watts.**

ELECTRICAL — Custom microchip charger, developed by Lithonia Lighting Emergency Systems, provides increased reliability and maximizes battery life. AC/LVD reset allows battery connection before AC power is applied and prevents battery damage from deep discharge.

Battery: Sealed, maintenance free lead-acid (SLA) battery standard delivers 90 minutes capacity to emergency lamps. High-output battery (HO) can power up to 6-volt, 12-watt remote load. See chart on back for details.

Two-rate regulated charger minimizes energy consumption and provides low operating costs. Filtered charger output minimizes charge voltage ripple and extends battery life. Thermal protection senses circuitry temperature and maintenance.

INSTALLATION — Top, end or back mounting. Housing snaps to canopy with four positive-locking tabs. Cam locking pin secures housing to canopy.

Easily removed mounting knockouts. Conduit entry knockout for 1/2" flexible conduit. J-box pattern on back panel.

LISTING — UL listed. Damp location 60°F to 90°F (15°-32°C) standard. Meets UL 924, NFPA 101 (current Life Safety Code), NEC and OSHA illumination standards. NEMA Premium certified.

WARRANTY — 3-year limited warranty including LED lamps. Complete warranty terms located at: www.acuitybrands.com/CustomerResources/Terms_and_conditions.aspx

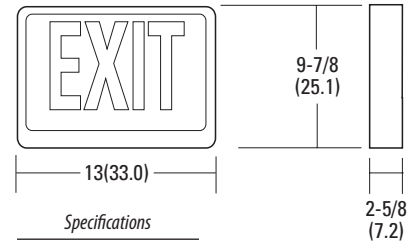
NOTE: Actual performance may differ as a result of end-user environment and application. All values are design or typical values, measured under laboratory conditions at 25°C. Specifications subject to change without notice.

Catalog Number
Notes
Type



Thermoplastic Exit with High-output Remote Capacity

LHQM



Length: 13 (33.0)
Depth: 2-5/8 (7.2)
Height: 9-7/8 (25.1)
Weight: 7.36 (3.3 kg)

All dimensions are inches (centimeters) unless otherwise specified.

ORDERING INFORMATION

For shortest lead times, configure product using **standard options (shown in bold)**.

Example: LHQM S W 3 R HO RO

LHQM	Family	Face type	Housing color	Number of faces	Letter color	Options
LHQM	LED exit with high-output remote capacity	S Stencil	W White	3 Single face with extra faceplate and color panel	R Red G Green	HO RO High-output lead-calcium battery, less lamp heads

<i>Accessories: Order as separate item.</i>	
ELA WG3	Wireguard (back mount only) ¹
ELA W US12	12" pendant-mount kit with white canopy ²
ELA NX HO606	NEMA 4X, sealed-beam remote fixture (6V, 6W halogen) ³

Notes

- See spec sheet [ELA-WG](#).
- See spec sheet [ELA-Stemkits](#). To order 24" or 36" length, replace "12"
- Only available with HO RO option. See spec sheet [ELA-NX](#).

LHQM Quantum[®] Thermoplastic Exit with High-output Remote Capacity

SPECIFICATIONS

ELECTRICAL					
Primary Circuit					
	Typical LED life ¹	Supply voltage	Max. amps	Max. watts	
Red & Green LED	10	120	.23	3.3	
	years	277	.23	3.3	


BATTERY (sealed)					
	Voltage	Typical Shelf life ²	Typical life ²	Maintenance ³	Optimum temperature ⁴
Lead-acid (SLA)*	6	12 months	3 - 5 years	none	60°-90°F (15°-32°C)

* with lead calcium alloy grids


Notes:

- 1 Based on continuous operation.
- 2 At 77°F (25°C).
- 3 All life safety equipment, including emergency lighting for path of egress must be maintained, serviced, and tested in accordance with all National Fire Protection Association (NFPA) and local codes. Failure to perform the required maintenance, service, or testing could jeopardize the safety of occupants and will void all warranties.
- 4 Optimum ambient temperature range where unit will provide capacity for 90 minutes. Higher and lower temperatures affect life and capacity.

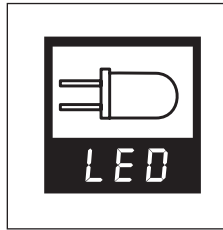
KEY FEATURES



Fully assembled at factory.



Install only one fixture instead of two.



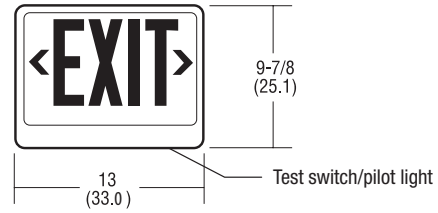
The typical life of the LED lamp is 10 years.

MOUNTING

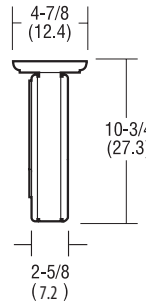
All dimensions are inches (centimeters).

Shipping weight: 7.36 lbs. (3.3 kgs.).

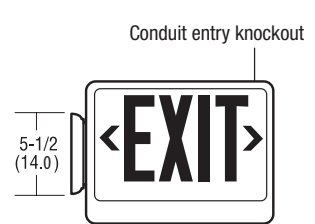
BACK



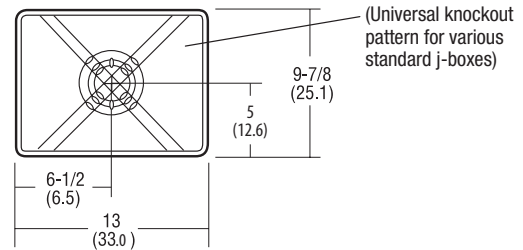
TOP



END



BACKPLATE



FEATURES & SPECIFICATIONS

INTENDED USE — Suitable for applications requiring both exit sign and unit equipment. Attractive, less than 10 inches tall, streamlined design is great for above-the-door applications and other tight fits. High-output version with remote lamps are ideal for outdoor emergency egress lighting.

CONSTRUCTION — Engineering-grade thermoplastic housing is impact-resistant, scratch-resistant and corrosion-proof. UL94V-0 flame rating. UV-stable white resin resists discoloration from natural and man-made light sources.

Rugged unibody housing snaps together with no additional fasteners. Faceplate and back cover are interchangeable on housing. Positive snap-fit tabs hold faceplate securely, yet are easily removable for lamp compartment access. Universal, directional chevron inserts are easily removed and reinserted.

Uniform graphics illumination without shadows or hot spots. Letters 6" high with 3/4" stroke, with 100 ft. viewing distance rating, based upon UL924 standards.

U.S. Patent No. D484,272; 5,526,251; 5,611,163; 5,797,673; 5,954,423; 6,142,648 and 6,848,798. Canada Patent No. 80,141, 2,180,495.

OPTICS — The typical life of the exit LED lamp is 10 years, based on continuous operation. Low energy consumption — **only 3.3 watts.**

ELECTRICAL — Custom microchip charger, developed by Lithonia Lighting Emergency Systems, provides increased reliability and maximizes battery life. AC/LVD reset allows battery connection before AC power is applied and prevents battery damage from deep discharge.

Battery: Sealed, maintenance free lead-acid (SLA) battery standard delivers 90 minutes capacity to emergency lamps. High-output battery (HO) can power up to 6-volt, 12-watt remote load. See chart on back for details.

Two-rate regulated charger minimizes energy consumption and provides low operating costs. Filtered charger output minimizes charge voltage ripple and extends battery life. Thermal protection senses circuitry temperature and maintenance.

INSTALLATION — Top, end or back mounting. Housing snaps to canopy with four positive-locking tabs. Cam locking pin secures housing to canopy.

Easily removed mounting knockouts. Conduit entry knockout for 1/2" flexible conduit. J-box pattern on back panel.

LISTING — UL listed. Damp location 60°F to 90°F (15°-32°C) standard. Meets UL 924, NFPA 101 (current Life Safety Code), NEC and OSHA illumination standards. NEMA Premium certified.

WARRANTY — 3-year limited warranty including LED lamps. Complete warranty terms located at: www.acuitybrands.com/CustomerResources/Terms_and_conditions.aspx

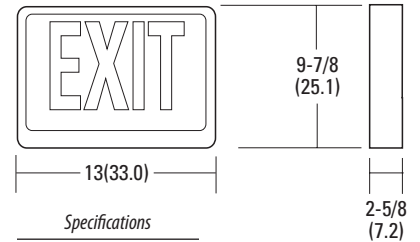
NOTE: Actual performance may differ as a result of end-user environment and application. All values are design or typical values, measured under laboratory conditions at 25°C. Specifications subject to change without notice.

Catalog Number
Notes
Type



Thermoplastic Exit with High-output Remote Capacity

LHQM



Length: 13 (33.0)

Depth: 2-5/8 (7.2)

Height: 9-7/8 (25.1)

Weight: 7.36 (3.3 kg)

All dimensions are inches (centimeters) unless otherwise specified.

ORDERING INFORMATION

For shortest lead times, configure product using **standard options (shown in bold)**.

Example: LHQM S W 3 R HO RO

LHQM	Family	Face type	Housing color	Number of faces	Letter color	Options
LHQM	LED exit with high-output remote capacity	S Stencil	W White	3 Single face with extra faceplate and color panel	R Red G Green	HO RO High-output lead-calcium battery, less lamp heads

<i>Accessories: Order as separate item.</i>	
ELA WG3	Wireguard (back mount only) ¹
ELA W US12	12" pendant-mount kit with white canopy ²
ELA NX HO606	NEMA 4X, sealed-beam remote fixture (6V, 6W halogen) ³

Notes

- See spec sheet [ELA-WG](#).
- See spec sheet [ELA-Stemkits](#). To order 24" or 36" length, replace "12"
- Only available with HO RO option. See spec sheet [ELA-NX](#).

LHQM Quantum[®] Thermoplastic Exit with High-output Remote Capacity

SPECIFICATIONS

ELECTRICAL					
Primary Circuit					
	Typical LED life ¹	Supply voltage	Max. amps	Max. watts	
Red & Green LED	10	120	.23	3.3	
	years	277	.23	3.3	


BATTERY (sealed)					
	Voltage	Typical Shelf life ²	Typical life ²	Maintenance ³	Optimum temperature ⁴
Lead-acid (SLA)*	6	12 months	3 - 5 years	none	60°-90°F (15°-32°C)

* with lead calcium alloy grids


Notes:

- 1 Based on continuous operation.
- 2 At 77°F (25°C).
- 3 All life safety equipment, including emergency lighting for path of egress must be maintained, serviced, and tested in accordance with all National Fire Protection Association (NFPA) and local codes. Failure to perform the required maintenance, service, or testing could jeopardize the safety of occupants and will void all warranties.
- 4 Optimum ambient temperature range where unit will provide capacity for 90 minutes. Higher and lower temperatures affect life and capacity.


KEY FEATURES



Fully assembled at factory.



Install only one fixture instead of two.



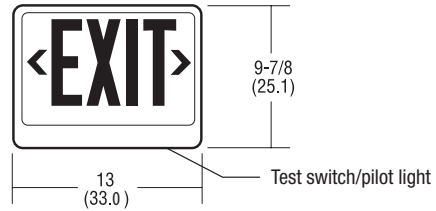
The typical life of the LED lamp is 10 years.

MOUNTING

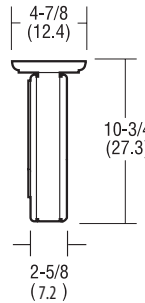
All dimensions are inches (centimeters).

Shipping weight: 7.36 lbs. (3.3 kgs.).

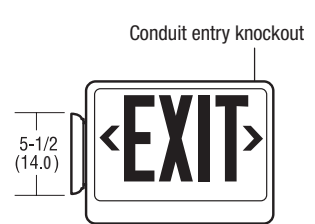
BACK



TOP



END



BACKPLATE

