

COOPER LIGHTING - SURE-LITES®

DESCRIPTION

LPX Series LED Exit is a polycarbonate unit suitable for general purpose applications. With the new advanced standard features and industry leading innovations, they are now the most universal, energy friendly, easiest to stock and install, and safest Exits in their class.

Catalog #		Type
Project		
Comments		Date
Prepared by		

SPECIFICATION FEATURES

Electrical

- **General Features**
- Field selected red and green sign capability standard on all units (units shipped red, field convert to green with supplied parts).
- Dual Voltage Input 120/277 VAC, 60Hz
- **AC Only**
- Optional 2C (Two circuit, FTBR) available in 120/277 VAC in standard and emergency operation
- **Self Powered**
- Sure-Lites EZ Key patented external battery disconnect feature – prevents unnecessary battery drainage, saves on installation time
- Solid-state Voltage Limited Charger
- Brownout Circuit
- Low-Voltage Disconnect
- Test Switch/Power Indicator Light
- Standard 24 hour recharge time (max)
- Eagle Eye™ Self-Diagnostic feature available as option

Housing Construction

- All components are injection molded, color stable, high impact UL 94-5VA rated polycarbonate material
- White or black textured finish standard
- Components are of snap-fit construction to facilitate under 5-minute installation
- Reinforcing ribs throughout to provide maximum strength
- Molded-in wireways facilitate internal wire routing and connections
- All components including battery and electronics are located inside the exit housing
- Snap-out or snap-in chevron directional indicators have full 3/4" stroke
- Knockout provided on housing for surface attachment
- Universal exits can be field configured as single face or double face
- Snap-fit canopy with captive mounting screws included with all exits
- Exit can be ceiling, wall, or end mounted
- Universal J-box mounting pattern

Lamp Data

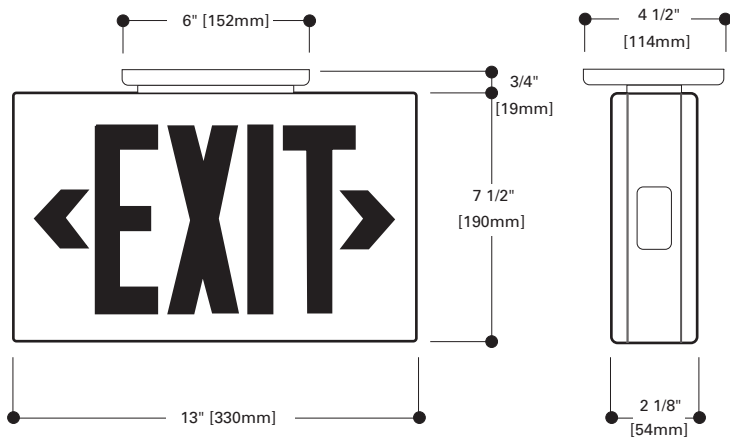
- AC LED: Red and green LED lamps provide uniform diffused illumination
- DC: Red and green LED DC lamps (Brighter in emergency mode)

Code Compliance

- UL 924 Listed
- UL Damp Location (0-40° C)
- Life Safety NFPA 101
- NEC/OSHA
- Most State and Local Codes
- Suitable for Floor Proximity Installation
- UL Listed for 2C (FTBR)
- Patent Numbers 5,735,498 and 5,678,336

Warranty

- Exit: 1-Year
- Battery: 15-year pro-rata



LPX SERIES

POLYCARBONATE EXIT
SURFACE MOUNT
LED LAMPS
EXIT LIGHTING

ENERGY DATA

Maximum power consumption under all charge conditions:

AC Only, 120V - Red

Amps: 0.07
Watts: 0.98
Power Factor: 0.12

AC Only, 120V - Green

Amps: 0.07
Watts: 1.02
Power Factor: 0.13

AC Only, 277V - Red

Amps: 0.07
Watts: 1.04
Power Factor: 0.06

AC Only, 277V - Green

Amps: 0.07
Watts: 1.12
Power Factor: 0.06

Self Powered, 120V - Red

Amps: 0.07
Watts: 0.98
Power Factor: 0.12

Self Powered, 120V - Green

Amps: 0.07
Watts: 1.00
Power Factor: 0.13

Self Powered, 277V - Red

Amps: 0.07
Watts: 1.03
Power Factor: 0.06

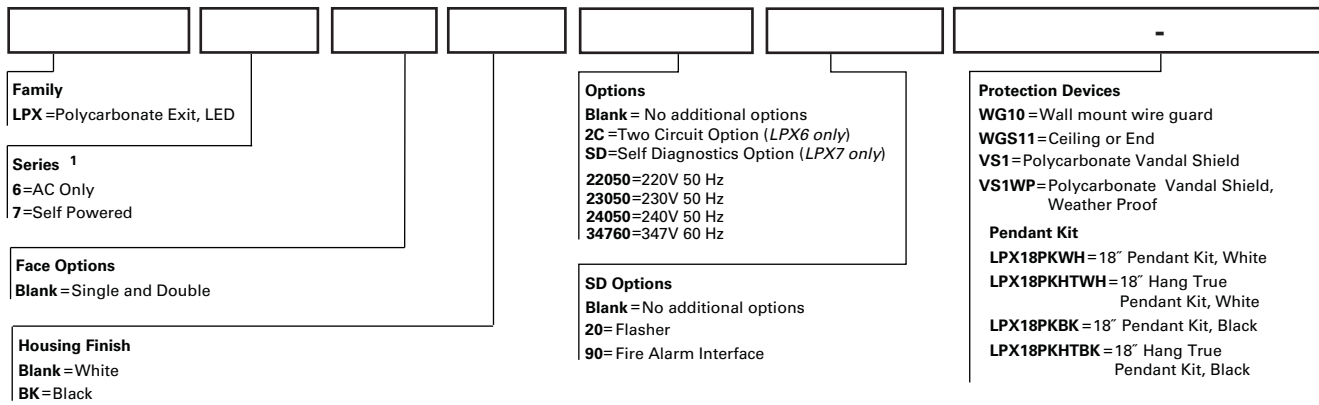
Self Powered, 277V - Green

Amps: 0.07
Watts: 1.09
Power Factor: 0.05

ORDERING INFORMATION

Sample Number: LPX7, LPX7SD90, LPX6SG8, LPX7SD23050

Available Accessories (Order Separately)



¹ Also available in stock LPX6 and LPX7 units with the initial setup as Green with the capability to convert to Red in the field. To order these units, please use the catalog number LPX6-G or LPX7-G.

TECHNICAL DATA

Lamps

LPX Series Exits use energy efficient, long life LED's to provide uniform diffuse illumination of the exit face. These red and green LEDs require no maintenance and consume less than one watt, on average.

Housing Construction

Rugged, durable, injection molded polycarbonate materials are used throughout the LPX Series Exits. All structural components are designed with reinforcing ribs to add additional rigidity and to maximize structural integrity. These materials are impact and scratch resistant, and they have been UV stabilized to resist discoloration due to age and ultraviolet radiation. All components are designed to be of snap-fit construction - no mechanical fasteners - to facilitate installation in under 5-minutes. Any components required for installation (wirenuts, wire leads, universal metal J-box bracket, etc.) are all included with each exit. The universal design of the LPX Series Exits enables universal exits to be configured as single face or double face in the field. All LPX Series Exits can be wall, ceiling, or end mounted; a rugged, snap-fit, low profile canopy with captive screws is included with every exit for ceiling and end mounting applications.

Lens

Lenses for the LPX Series Exits are made from durable, impact resistant polycarbonate. All exit faces are designed with full 3/4" stroke snap-out or snap-in chevron directional indicators to insure maximum visibility and compliance with the latest codes. Units come with red lenses installed and green lenses included for field selectable red or green signs.

Sure-Lites EZ Key External Battery Disconnect (Self Powered Only)

Patented technology that allows installers to externally control the battery connection. Better than line latching, allows installers to choose when the battery is connected so that it stays fresh longer. Allows battery to be disconnected after installation but before building is occupied, enabling emergency circuit to be shut down for power savings.

Brownout Circuit (Self Powered Only)

The brownout circuit on Sure-Lites' exits monitors the flow of AC current to the exit and activates the emergency lighting system when a predetermined reduction of AC power occurs. This dip in voltage will cause most ballasted fixtures to extinguish causing loss of normal lighting even though a total power failure has not occurred.

Solid-State Transfer (Self Powered Only)

The LPX Series Exit incorporates solid-state switching which eliminates corroded and pitted contacts or mechanical failures associated with relays. The switching circuit is designed to detect a loss of AC voltage and automatically energizes the lamps using DC power. Upon restoration of AC power, the DC power will be disconnected and the charger will automatically recharge the battery.

Low Voltage Disconnect (Self Powered Only)

When the battery's terminal voltage falls, the low-voltage circuitry disconnects the lighting load. The disconnect remains in effect until normal utility power is restored, preventing deep battery discharge.

Test Switch/Power Indicator Light (Self Powered Only)

A test switch located on the side of the exit permits the activation of the emergency circuit for a complete operational systems check. The Power Indicator Light provides visual assurance that the AC power is on.

Sealed Nickel Cadmium Battery (Self Powered Only)

Sure-Lites sealed nickel cadmium batteries are maintenance-free with a life expectancy of 15 years. The sealed rechargeable nickel cadmium battery offers high discharge rates and stable performance over a wide range of temperatures, from 0-40° C. The specially designed re-sealable vent automatically controls cell pressure, assuring safety and reliability. This battery is best suited for harsh ambient temperatures because the electrolyte is not active in the electrochemical process.

"2C" (AC Only)

The "2C" Option enables the Exits to operate per the requirements of UL 924 when connected simultaneously to both normal and emergency power circuits (two circuit operation-UL Category FTBR-Emergency Lighting and Power Equipment). The "2C" Option is a factory assembly change which alters the standard Exit such that it complies with and is UL Listed under the FTBR Category. This option should only be used for exits which are intended to be connected simultaneously to normal and emergency power circuits. Both circuits have universal 120/277 VAC standard.

Eagle Eye™ Self Diagnostics Option (Self Powered Only)

The self-diagnostic unit will automatically perform all tests required by UL924, and NFPA 101. The system indicates the status of the exit at all times using the LED indicator near the test switch on the side of the unit. A 90 minute battery power (emergency mode) simulation test will occur randomly once every 12 months. A 30 second battery power simulation test will occur every 30 days.

Warranty

All Sure-Lites' products are backed by a firm one-year warranty against defects in material and workmanship. Maintenance-free, long-life, sealed nickel cadmium batteries carry a fifteen-year pro-rata warranty.

COOPER LIGHTING - SURE-LITES®

DESCRIPTION

LPX Series LED Exit is a polycarbonate unit suitable for general purpose applications. With the new advanced standard features and industry leading innovations, they are now the most universal, energy friendly, easiest to stock and install, and safest Exits in their class.

Catalog #		Type
Project		
Comments		Date
Prepared by		

SPECIFICATION FEATURES

Electrical

- **General Features**
- Field selected red and green sign capability standard on all units (units shipped red, field convert to green with supplied parts).
- Dual Voltage Input 120/277 VAC, 60Hz
- **AC Only**
- Optional 2C (Two circuit, FTBR) available in 120/277 VAC in standard and emergency operation
- **Self Powered**
- Sure-Lites EZ Key patented external battery disconnect feature – prevents unnecessary battery drainage, saves on installation time
- Solid-state Voltage Limited Charger
- Brownout Circuit
- Low-Voltage Disconnect
- Test Switch/Power Indicator Light
- Standard 24 hour recharge time (max)
- Eagle Eye™ Self-Diagnostic feature available as option

Housing Construction

- All components are injection molded, color stable, high impact UL 94-5VA rated polycarbonate material
- White or black textured finish standard
- Components are of snap-fit construction to facilitate under 5-minute installation
- Reinforcing ribs throughout to provide maximum strength
- Molded-in wireways facilitate internal wire routing and connections
- All components including battery and electronics are located inside the exit housing
- Snap-out or snap-in chevron directional indicators have full 3/4" stroke
- Knockout provided on housing for surface attachment
- Universal exits can be field configured as single face or double face
- Snap-fit canopy with captive mounting screws included with all exits
- Exit can be ceiling, wall, or end mounted
- Universal J-box mounting pattern

Lamp Data

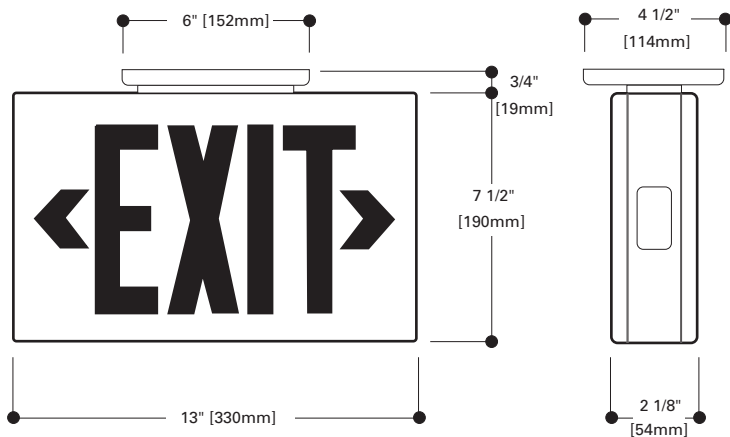
- AC LED: Red and green LED lamps provide uniform diffused illumination
- DC: Red and green LED DC lamps (Brighter in emergency mode)

Code Compliance

- UL 924 Listed
- UL Damp Location (0-40° C)
- Life Safety NFPA 101
- NEC/OSHA
- Most State and Local Codes
- Suitable for Floor Proximity Installation
- UL Listed for 2C (FTBR)
- Patent Numbers 5,735,498 and 5,678,336

Warranty

- Exit: 1-Year
- Battery: 15-year pro-rata



LPX SERIES

POLYCARBONATE EXIT
SURFACE MOUNT
LED LAMPS
EXIT LIGHTING

ENERGY DATA

Maximum power consumption under all charge conditions:

AC Only, 120V - Red

Amps: 0.07
Watts: 0.98
Power Factor: 0.12

AC Only, 120V - Green

Amps: 0.07
Watts: 1.02
Power Factor: 0.13

AC Only, 277V - Red

Amps: 0.07
Watts: 1.04
Power Factor: 0.06

AC Only, 277V - Green

Amps: 0.07
Watts: 1.12
Power Factor: 0.06

Self Powered, 120V - Red

Amps: 0.07
Watts: 0.98
Power Factor: 0.12

Self Powered, 120V - Green

Amps: 0.07
Watts: 1.00
Power Factor: 0.13

Self Powered, 277V - Red

Amps: 0.07
Watts: 1.03
Power Factor: 0.06

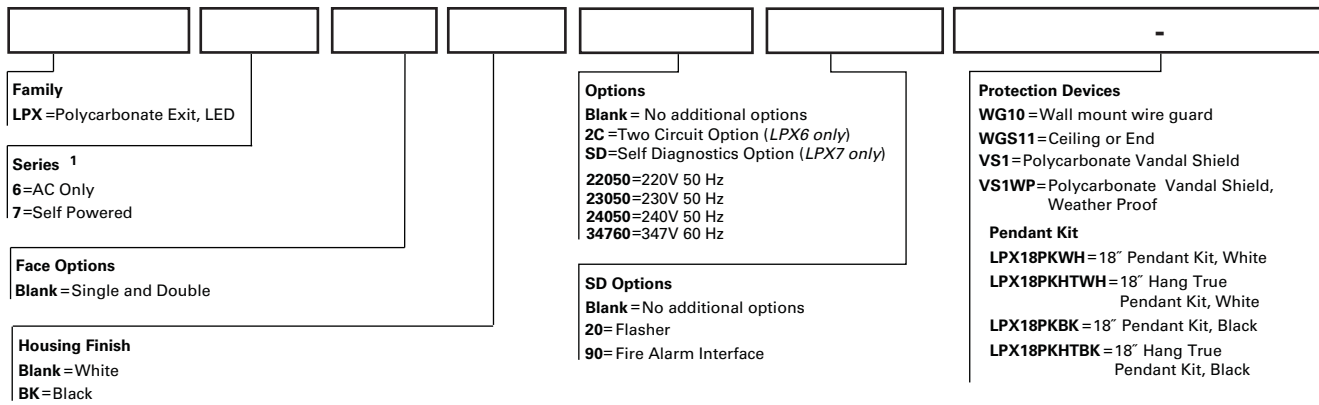
Self Powered, 277V - Green

Amps: 0.07
Watts: 1.09
Power Factor: 0.05

ORDERING INFORMATION

Sample Number: LPX7, LPX7SD90, LPX6SG8, LPX7SD23050

Available Accessories (Order Separately)



¹ Also available in stock LPX6 and LPX7 units with the initial setup as Green with the capability to convert to Red in the field. To order these units, please use the catalog number LPX6-G or LPX7-G.

TECHNICAL DATA

Lamps

LPX Series Exits use energy efficient, long life LED's to provide uniform diffuse illumination of the exit face. These red and green LEDs require no maintenance and consume less than one watt, on average.

Housing Construction

Rugged, durable, injection molded polycarbonate materials are used throughout the LPX Series Exits. All structural components are designed with reinforcing ribs to add additional rigidity and to maximize structural integrity. These materials are impact and scratch resistant, and they have been UV stabilized to resist discoloration due to age and ultraviolet radiation. All components are designed to be of snap-fit construction - no mechanical fasteners - to facilitate installation in under 5-minutes. Any components required for installation (wirenuts, wire leads, universal metal J-box bracket, etc.) are all included with each exit. The universal design of the LPX Series Exits enables universal exits to be configured as single face or double face in the field. All LPX Series Exits can be wall, ceiling, or end mounted; a rugged, snap-fit, low profile canopy with captive screws is included with every exit for ceiling and end mounting applications.

Lens

Lenses for the LPX Series Exits are made from durable, impact resistant polycarbonate. All exit faces are designed with full 3/4" stroke snap-out or snap-in chevron directional indicators to insure maximum visibility and compliance with the latest codes. Units come with red lenses installed and green lenses included for field selectable red or green signs.

Sure-Lites EZ Key External Battery Disconnect (Self Powered Only)

Patented technology that allows installers to externally control the battery connection. Better than line latching, allows installers to choose when the battery is connected so that it stays fresh longer. Allows battery to be disconnected after installation but before building is occupied, enabling emergency circuit to be shut down for power savings.

Brownout Circuit (Self Powered Only)

The brownout circuit on Sure-Lites' exits monitors the flow of AC current to the exit and activates the emergency lighting system when a predetermined reduction of AC power occurs. This dip in voltage will cause most ballasted fixtures to extinguish causing loss of normal lighting even though a total power failure has not occurred.

Solid-State Transfer (Self Powered Only)

The LPX Series Exit incorporates solid-state switching which eliminates corroded and pitted contacts or mechanical failures associated with relays. The switching circuit is designed to detect a loss of AC voltage and automatically energizes the lamps using DC power. Upon restoration of AC power, the DC power will be disconnected and the charger will automatically recharge the battery.

Low Voltage Disconnect (Self Powered Only)

When the battery's terminal voltage falls, the low-voltage circuitry disconnects the lighting load. The disconnect remains in effect until normal utility power is restored, preventing deep battery discharge.

Test Switch/Power Indicator Light (Self Powered Only)

A test switch located on the side of the exit permits the activation of the emergency circuit for a complete operational systems check. The Power Indicator Light provides visual assurance that the AC power is on.

Sealed Nickel Cadmium Battery (Self Powered Only)

Sure-Lites sealed nickel cadmium batteries are maintenance-free with a life expectancy of 15 years. The sealed rechargeable nickel cadmium battery offers high discharge rates and stable performance over a wide range of temperatures, from 0-40° C. The specially designed re-sealable vent automatically controls cell pressure, assuring safety and reliability. This battery is best suited for harsh ambient temperatures because the electrolyte is not active in the electrochemical process.

"2C" (AC Only)

The "2C" Option enables the Exits to operate per the requirements of UL 924 when connected simultaneously to both normal and emergency power circuits (two circuit operation-UL Category FTBR-Emergency Lighting and Power Equipment). The "2C" Option is a factory assembly change which alters the standard Exit such that it complies with and is UL Listed under the FTBR Category. This option should only be used for exits which are intended to be connected simultaneously to normal and emergency power circuits. Both circuits have universal 120/277 VAC standard.

Eagle Eye™ Self Diagnostics Option (Self Powered Only)

The self-diagnostic unit will automatically perform all tests required by UL924, and NFPA 101. The system indicates the status of the exit at all times using the LED indicator near the test switch on the side of the unit. A 90 minute battery power (emergency mode) simulation test will occur randomly once every 12 months. A 30 second battery power simulation test will occur every 30 days.

Warranty

All Sure-Lites' products are backed by a firm one-year warranty against defects in material and workmanship. Maintenance-free, long-life, sealed nickel cadmium batteries carry a fifteen-year pro-rata warranty.