

## F7 F8 M9 Conduit Bodies

Catalog Number: LR37  
 UPC: 736953010178



### Description

#### 1 Inch Form 7 LR Conduit Body

PVC coated Form 7 conduit bodies with covers are offered in numerous configurations to provide a complete coated conduit system. Electrical continuity of the conduit system is maintained across assembled joints.

### Application

- Offered in numerous configurations for 90 degree bends, taps or splices or mounting outlets
- Offered in numerous configurations for 90 degree bends, taps or splices or mounting outlets

### Features

- 10 trade sizes from 1/2" through 4"
- 2 mil green urethane interior coating
- 40 mil gray PVC exterior coating
- Cover uses retained stainless screw and wedge clip design
- Sealing sleeves on all conduit openings

### General

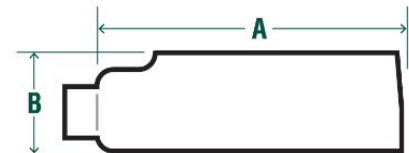
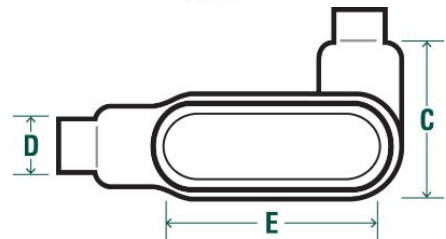
Body Style:	LR
Exterior Finish:	A nominal .040 inch (40 mil) gray PVC coating
Interior Finish:	A nominal .002 inch (2 mil) green urethane
Material:	FERROUS METAL
Screw Type:	Self-retaining stainless steel cover screws

### Dimensions

Dimension A (Inches)	6.04
Dimension B (Inches)	1.92
Dimension C (Inches)	2.79
Dimension D (Inches)	1.38
Dimension E (Inches)	4.5
Nominal Weight (Pounds)	2.1

### Technical / Specification Documents

Specification Guide (1995 Master)	AVAILABLE ON WEBSITE
Specification Guide (2004 Master)	AVAILABLE ON WEBSITE
Installer Certification and Tools	AVAILABLE ON WEBSITE
Chemical Resistance Charts	AVAILABLE ON WEBSITE
Performance Specifications	AVAILABLE ON WEBSITE



## F7 F8 M9 Conduit Bodies

Catalog Number: LR37

UPC: 736953010178



### Standards

---

UL 514A, 514D: E231035

---

CSA Certified: C22.2 No.18

---

CSA Certified: C22.2 No. 42

---

### Notes

---

Not available with encapsulated screws.

---

All cover screws are stainless steel

---

## F7 F8 M9 Conduit Bodies

Catalog Number: LR37  
 UPC: 736953010178



### Description

#### 1 Inch Form 7 LR Conduit Body

PVC coated Form 7 conduit bodies with covers are offered in numerous configurations to provide a complete coated conduit system. Electrical continuity of the conduit system is maintained across assembled joints.

### Application

- Offered in numerous configurations for 90 degree bends, taps or splices or mounting outlets
- Offered in numerous configurations for 90 degree bends, taps or splices or mounting outlets

### Features

- 10 trade sizes from 1/2" through 4"
- 2 mil green urethane interior coating
- 40 mil gray PVC exterior coating
- Cover uses retained stainless screw and wedge clip design
- Sealing sleeves on all conduit openings

### General

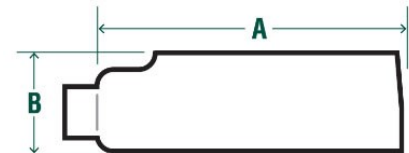
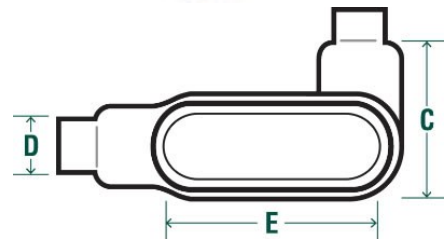
Body Style:	LR
Exterior Finish:	A nominal .040 inch (40 mil) gray PVC coating
Interior Finish:	A nominal .002 inch (2 mil) green urethane
Material:	FERROUS METAL
Screw Type:	Self-retaining stainless steel cover screws

### Dimensions

Dimension A (Inches)	6.04
Dimension B (Inches)	1.92
Dimension C (Inches)	2.79
Dimension D (Inches)	1.38
Dimension E (Inches)	4.5
Nominal Weight (Pounds)	2.1

### Technical / Specification Documents

Specification Guide (1995 Master)	AVAILABLE ON WEBSITE
Specification Guide (2004 Master)	AVAILABLE ON WEBSITE
Installer Certification and Tools	AVAILABLE ON WEBSITE
Chemical Resistance Charts	AVAILABLE ON WEBSITE
Performance Specifications	AVAILABLE ON WEBSITE



## F7 F8 M9 Conduit Bodies

Catalog Number: LR37

UPC: 736953010178



### Standards

---

UL 514A, 514D: E231035

---

CSA Certified: C22.2 No.18

---

CSA Certified: C22.2 No. 42

---

### Notes

---

Not available with encapsulated screws.

---

All cover screws are stainless steel

---

