

**Description**

The Halo LT4 series is a retrofit LED Baffle-Trim Module for 4" aperture recessed downlights. The LT4 is designed for use with compatible 4" housings. The LT4 integral LED driver is dimmable at 120 volts. The LT4 lens provides uniform illumination and wet location listing. Precision construction makes any housing AIR-TITE for added HVAC savings and code compliance. Compliant with NFPA 70, NEC section 410.16 (A)(1) and 410.16 (C)(3).

Catalog #		Type
Project		
Comments		Date
Prepared by		

**Specification Features**

**MECHANICAL**

**Module-Trim**

- Module construction includes LED, heat sink, reflector, lens, baffle and trim ring
- Regressed baffle
- Heat sink designed to conduct heat away from the LED keeping the junction temperatures below specified maximums, even when installed in insulated ceiling environments. L70 at 35,000 hours.

**Lens**

- Regressed lens
- Impact-resistant polycarbonate
- Convex form for lamp-like appearance
- High lumen transmission
- Diffusing for even illumination

**Mounting**

- Push-N-Twist universal installation clips
- Clips are pre-installed and designed to fit 4" compatible recessed housings

**Housing Compatibility**

See Housing Compatibility section.

**LED**

- **Color Temperature (CCT)**  
Options: 2700K, 3000K, 3500K, 4000K, 5000K
- Color Rendering Index (CRI): 90
- 90 CRI can be used for California Title 24 Compliance / Certified to Title 20.

**LED Chromaticity**

- A tight chromaticity specification ensures LED color uniformity, sustainable Color Rendering Index (CRI) and Correlated Color Temperature (CCT) over the useful life of the LED
- LED chromaticity of 3 SDCM exceeds ENERGY STAR® color standards per ANSI C78.377-2011
- High color performance with R9 greater than 50

**ELECTRICAL**

**Power Connections**

- LED connector is a non-screw base luminaire disconnect offering easy installation with Halo H995 Series and H245 Series LED housings
- LED Connector meets California Title-24 high efficacy luminaire requirement for a non-screw base socket, and where required to qualify as a high efficacy luminaire
- The included E26 medium screw-base Edison adapter provides easy retrofit of incandescent housings (see Housing Compatibility)

**Ground Connection**

Separate grounding cable included on the LT4 module for attachment to the housing during installation.

**LED Driver**

- 120V 50/60 Hz constant current dimmable driver provides high-efficiency operation
- Driver meets FCC 47CFR Part 15 EMI/RFI consumer limits for use in residential and commercial installations
- Driver features high power factor and low THD and has integral thermal protection in the event of over temperature or internal failure
- If dimming is not required the fixture can be operated from a standard wall switch

**Dimming**

- Designed for continuous dimming capability to nominally 10% with many 120V Leading Edge (LE) and Trailing Edge (TE) Phase Control dimmers. (Dimmers with low end trim adjustment offer greater assurance of achieving 10% level.)
- Consult dimmer manufacturer for compatibility and conditions of use.

**Note:** some dimmers require a neutral in the wallbox.

**Warranty**

Eaton provides a five year limited warranty on the LT4 LED.

**Compliance**

- UL/cUL Listed 1598 Luminaire (with listed housings)
- UL Classified (with other housings - see Housing Compatibility)
- UL/cUL Listed for Damp Location
- UL/cUL Listed for Wet Location – Shower Applications, covered ceiling only.
- May be installed in IC rated housings in direct contact with air-permeable insulation\*\* and combustible material
- Airtight certified per ASTM E283-04 (not exceeding 2.0 CFM under 75 Pascals pressure difference)
- Can be used to comply with California Title 24 High Efficacy requirements. Certified to California Title 20 Appliance Efficiency Database.\*
- Can be used for International Energy Conservation Code (IECC) high efficiency luminaire compliance.
- ENERGY STAR® Certified luminaire - consult ENERGY STAR® Certified Product List\*
- EMI/RFI per FCC 47CFR Part 15 Class B Consumer limits, suitable for use in residential and commercial installations
- Contains no mercury or lead and RoHS compliant.
- Photometric testing in accordance with IES LM-79
- Lumen maintenance projections in accordance with IES LM-80 and TM-21
- Suitable for use in closets. Compliant with NFPA 70, NEC Sec. 410.16 (A)(1) and 410.16 (C)(3).



**LT460WH**

**4-Inch LED Recessed Retrofit Module-Trim**

**90CRI  
2700K, 3000K, 3500K,  
4000K, 5000K**

**FOR USE IN INSULATED CEILING AND NON-INSULATED CEILING RATED HOUSINGS**

**HIGH-EFFICACY LED WITH INTEGRAL DRIVER - DIMMABLE**

**ENERGY DATA**

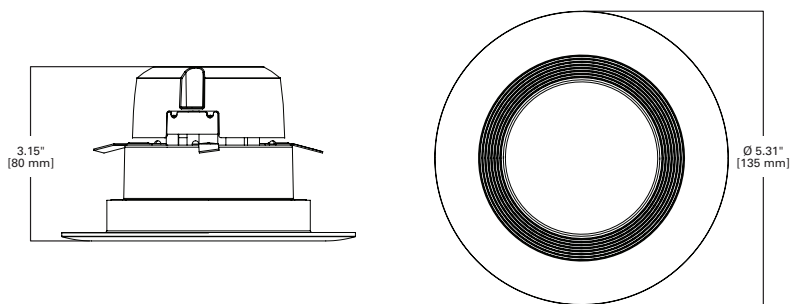
<b>LT4 Series</b> (Values at non-dimming line voltage)		
Input Voltage	120 VAC	
Input Current	0.065A - 0.069A (per input power)	
Input Power	LT460WH6927	7.5 W
	LT460WH6930	8.0 W
	LT460WH6935	7.8 W
	LT460WH6940	7.9 W
	LT460WH6950	7.9 W
THD	≤ 23.5%	
PF	≥ 0.90	
T Ambient	-30°C (-22°F) to 40°C (104°F)	
Sound Rating	Class A	
(all values at 25°C without a dimming control in circuit)		



Refer to ENERGY STAR® Certified Products List.  
Can be used to comply with California Title 24 High Efficacy requirements.  
Certified to California Title 20 Appliance Efficiency Database.

\* Refer to ENERGY STAR® Certified Products List and CEC (T20) Appliance Database for listings.  
\*\* Not for use with housings in direct contact with spray foam insulation.

**Dimensions**



**Ordering Information**

Sample Number: **LT460WH6930**

Complete unit includes LT4 LED and Halo H995 series LED housing, or compatible 4" E26 screw based housing, ordered separately.

LT4 LED and housing to be ordered separately.

**LT4 Models**

**LT460WH6927**= 4" Retrofit Baffle - Trim LED Module, 90 CRI, 2700K, Matte White

**LT460WH6930**= 4" Retrofit Baffle - Trim LED Module, 90 CRI, 3000K, Matte White

**LT460WH6935**= 4" Retrofit Baffle - Trim LED Module, 90 CRI, 3500K, Matte White

**LT460WH6940**= 4" Retrofit Baffle - Trim LED Module, 90 CRI, 4000K, Matte White

**LT460WH6950**= 4" Retrofit Baffle - Trim LED Module, 90 CRI, 5000K, Matte White

**Accessories (Order Separately)**

**HE26LED**=Replacement screw base adapter  
 (one included with unit)



E26 Screw base adapter for retrofit (included)

**Housing Compatibility**

**Compatible Halo LED Housings with LED luminaire connector (high-efficacy compliant - Title 24)**

	Recessed Can Size	Catalog Number
<b>HALO LED</b>	<b>4"</b>	H995ICAT, H995RICAT, H245RICAT

**Compatible Halo Incandescent E26 Screwbase Housings**

<b>HALO</b>	<b>4"</b>	H99ICAT, H99RTAT, H99TAT, E4ICATSB, E4TATSB, E4RTATSB
-------------	-----------	-------------------------------------------------------

**Compatible All-Pro Incandescent E26 Screwbase Housings**

<b>ALL-PRO</b>	<b>4"</b>	ET400ATSB, ET400RATSB, ET400ATSB
----------------	-----------	----------------------------------

**LT4 Series LED Retrofit is UL Classified for retrofit in the following 4" recessed housings:**

The LT Series LED light module - trim combination is UL/cUL Listed or UL Classified for use with any 4" diameter recessed housing constructed of steel or aluminum with an internal volume that exceeds 62.3 in<sup>3</sup> in addition to those noted above.

Product Specifications

LT460WH6927 - 90 CRI

**LED lighting facts**  
A Program of the U.S. DOE

Light Output (Lumens) **544**  
Watts **7.5**  
Lumens per Watt (Efficacy) **72.53**

Color Accuracy  
Color Rendering Index (CRI) **90**

Light Color  
Correlated Color Temperature (CCT) **2700 (Warm White)**

2700K 3000K 4500K 6500K

All results are according to IESNA LM-79-2008: Approved Method for the Electrical and Photometric Testing of Solid-State Lighting. The U.S. Department of Energy (DOE) verifies product test data and results.

Visit [www.lightingfacts.com](http://www.lightingfacts.com) for the Label Reference Guide.

Registration Number: F4QJ-SQMR7A (7/1/2016)  
Model Number: LT460WH6927  
Type: Luminaire - Downlight

LT460WH6930 - 90 CRI

**LED lighting facts**  
A Program of the U.S. DOE

Light Output (Lumens) **554**  
Watts **8**  
Lumens per Watt (Efficacy) **69.25**

Color Accuracy  
Color Rendering Index (CRI) **90**

Light Color  
Correlated Color Temperature (CCT) **3000 (Bright White)**

2700K 3000K 4500K 6500K

All results are according to IESNA LM-79-2008: Approved Method for the Electrical and Photometric Testing of Solid-State Lighting. The U.S. Department of Energy (DOE) verifies product test data and results.

Visit [www.lightingfacts.com](http://www.lightingfacts.com) for the Label Reference Guide.

Registration Number: F4QJ-8FNR12 (8/16/2016)  
Model Number: LT460WH6930 (Upgrade: 8/16/2016)  
Type: Luminaire - Downlight

LT460WH6935 - 90 CRI

**LED lighting facts**  
A Program of the U.S. DOE

Light Output (Lumens) **571**  
Watts **7.8**  
Lumens per Watt (Efficacy) **73.21**

Color Accuracy  
Color Rendering Index (CRI) **90**

Light Color  
Correlated Color Temperature (CCT) **3500 (Bright White)**

2700K 3000K 4500K 6500K

All results are according to IESNA LM-79-2008: Approved Method for the Electrical and Photometric Testing of Solid-State Lighting. The U.S. Department of Energy (DOE) verifies product test data and results.

Visit [www.lightingfacts.com](http://www.lightingfacts.com) for the Label Reference Guide.

Registration Number: F4QJ-SQMR7A (7/1/2016)  
Model Number: LT460WH6935  
Type: Luminaire - Downlight

LT460WH6940 - 90 CRI

**LED lighting facts**  
A Program of the U.S. DOE

Light Output (Lumens) **589**  
Watts **7.9**  
Lumens per Watt (Efficacy) **74.56**

Color Accuracy  
Color Rendering Index (CRI) **90**

Light Color  
Correlated Color Temperature (CCT) **4000 (Bright White)**

2700K 3000K 4500K 6500K

All results are according to IESNA LM-79-2008: Approved Method for the Electrical and Photometric Testing of Solid-State Lighting. The U.S. Department of Energy (DOE) verifies product test data and results.

Visit [www.lightingfacts.com](http://www.lightingfacts.com) for the Label Reference Guide.

Registration Number: F4QJ-LMX8P6 (8/16/2016)  
Model Number: LT460WH6940 (Upgrade: 8/16/2016)  
Type: Luminaire - Downlight

LT460WH6950 - 90 CRI

**LED lighting facts**  
A Program of the U.S. DOE

Light Output (Lumens) **601**  
Watts **7.9**  
Lumens per Watt (Efficacy) **76.08**

Color Accuracy  
Color Rendering Index (CRI) **90**

Light Color  
Correlated Color Temperature (CCT) **5000 (Daylight)**

2700K 3000K 4500K 6500K

All results are according to IESNA LM-79-2008: Approved Method for the Electrical and Photometric Testing of Solid-State Lighting. The U.S. Department of Energy (DOE) verifies product test data and results.

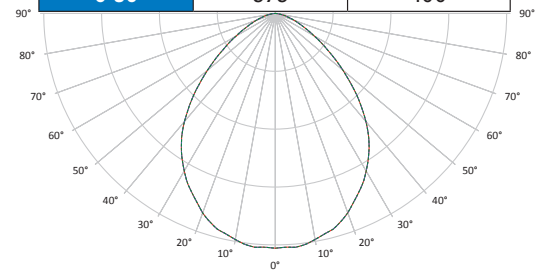
Visit [www.lightingfacts.com](http://www.lightingfacts.com) for the Label Reference Guide.

Registration Number: F4QJ-IQTPC9 (7/1/2016)  
Model Number: LT460WH6950  
Type: Luminaire - Downlight

Photometric Data

LT4 Photometric\*

LT460WH6930		
Luminaire lumens	575	
Input watts	8	
LER (LPW)	72.8	
Spacing Criteria	0-180	1.16
	90-270	1.16
	Diagonal	1.23
Beam angle (degrees)	89	
Field angle (degrees)	137.4	
Zonal lumen	Lumens	% Lumens
0-30	214	37.3
0-40	339	58.9
0-60	517	90
0-90	575	100



\* Tested in accordance with IES LM63. Field results may vary.

**Description**

The Halo LT4 series is a retrofit LED Baffle-Trim Module for 4" aperture recessed downlights. The LT4 is designed for use with compatible 4" housings. The LT4 integral LED driver is dimmable at 120 volts. The LT4 lens provides uniform illumination and wet location listing. Precision construction makes any housing AIR-TITE for added HVAC savings and code compliance. Compliant with NFPA 70, NEC section 410.16 (A)(1) and 410.16 (C)(3).

Catalog #		Type
Project		
Comments		Date
Prepared by		

**Specification Features**

**MECHANICAL**

**Module-Trim**

- Module construction includes LED, heat sink, reflector, lens, baffle and trim ring
- Regressed baffle
- Heat sink designed to conduct heat away from the LED keeping the junction temperatures below specified maximums, even when installed in insulated ceiling environments. L70 at 35,000 hours.

**Lens**

- Regressed lens
- Impact-resistant polycarbonate
- Convex form for lamp-like appearance
- High lumen transmission
- Diffusing for even illumination

**Mounting**

- Push-N-Twist universal installation clips
- Clips are pre-installed and designed to fit 4" compatible recessed housings

**Housing Compatibility**

See Housing Compatibility section.

**LED**

- **Color Temperature (CCT)**  
Options: 2700K, 3000K, 3500K, 4000K, 5000K
- Color Rendering Index (CRI): 90
- 90 CRI can be used for California Title 24 Compliance / Certified to Title 20.

**LED Chromaticity**

- A tight chromaticity specification ensures LED color uniformity, sustainable Color Rendering Index (CRI) and Correlated Color Temperature (CCT) over the useful life of the LED
- LED chromaticity of 3 SDCM exceeds ENERGY STAR® color standards per ANSI C78.377-2011
- High color performance with R9 greater than 50

**ELECTRICAL**

**Power Connections**

- LED connector is a non-screw base luminaire disconnect offering easy installation with Halo H995 Series and H245 Series LED housings
- LED Connector meets California Title-24 high efficacy luminaire requirement for a non-screw base socket, and where required to qualify as a high efficacy luminaire
- The included E26 medium screw-base Edison adapter provides easy retrofit of incandescent housings (see Housing Compatibility)

**Ground Connection**

Separate grounding cable included on the LT4 module for attachment to the housing during installation.

**LED Driver**

- 120V 50/60 Hz constant current dimmable driver provides high-efficiency operation
- Driver meets FCC 47CFR Part 15 EMI/RFI consumer limits for use in residential and commercial installations
- Driver features high power factor and low THD and has integral thermal protection in the event of over temperature or internal failure
- If dimming is not required the fixture can be operated from a standard wall switch

**Dimming**

- Designed for continuous dimming capability to nominally 10% with many 120V Leading Edge (LE) and Trailing Edge (TE) Phase Control dimmers. (Dimmers with low end trim adjustment offer greater assurance of achieving 10% level.)
- Consult dimmer manufacturer for compatibility and conditions of use.

**Note:** some dimmers require a neutral in the wallbox.

**Warranty**

Eaton provides a five year limited warranty on the LT4 LED.

**Compliance**

- UL/cUL Listed 1598 Luminaire (with listed housings)
- UL Classified (with other housings - see Housing Compatibility)
- UL/cUL Listed for Damp Location
- UL/cUL Listed for Wet Location – Shower Applications, covered ceiling only.
- May be installed in IC rated housings in direct contact with air-permeable insulation\*\* and combustible material
- Airtight certified per ASTM E283-04 (not exceeding 2.0 CFM under 75 Pascals pressure difference)
- Can be used to comply with California Title 24 High Efficacy requirements. Certified to California Title 20 Appliance Efficiency Database.\*
- Can be used for International Energy Conservation Code (IECC) high efficiency luminaire compliance.
- ENERGY STAR® Certified luminaire - consult ENERGY STAR® Certified Product List\*
- EMI/RFI per FCC 47CFR Part 15 Class B Consumer limits, suitable for use in residential and commercial installations
- Contains no mercury or lead and RoHS compliant.
- Photometric testing in accordance with IES LM-79
- Lumen maintenance projections in accordance with IES LM-80 and TM-21
- Suitable for use in closets. Compliant with NFPA 70, NEC Sec. 410.16 (A)(1) and 410.16 (C)(3).



**LT460WH**

**4-Inch LED Recessed Retrofit Module-Trim**

**90CRI  
2700K, 3000K, 3500K,  
4000K, 5000K**

**FOR USE IN INSULATED CEILING AND NON-INSULATED CEILING RATED HOUSINGS**

**HIGH-EFFICACY LED WITH INTEGRAL DRIVER - DIMMABLE**

**ENERGY DATA**

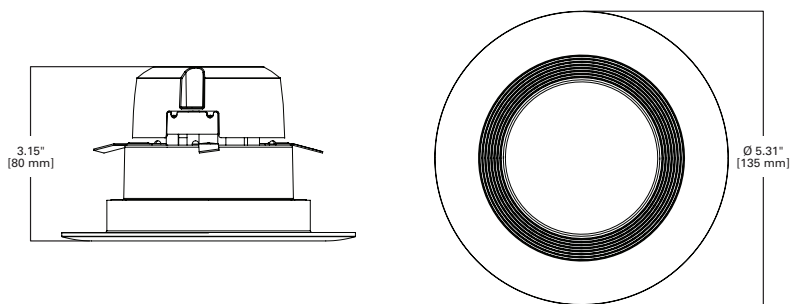
LT4 Series (Values at non-dimming line voltage)		
Input Voltage	120 VAC	
Input Current	0.065A - 0.069A (per input power)	
Input Power	LT460WH6927	7.5 W
	LT460WH6930	8.0 W
	LT460WH6935	7.8 W
	LT460WH6940	7.9 W
	LT460WH6950	7.9 W
THD	≤ 23.5%	
PF	≥ 0.90	
T Ambient	-30°C (-22°F) to 40°C (104°F)	
Sound Rating	Class A	
(all values at 25°C without a dimming control in circuit)		



Refer to ENERGY STAR® Certified Products List.  
Can be used to comply with California Title 24 High Efficacy requirements.  
Certified to California Title 20 Appliance Efficiency Database.

\* Refer to ENERGY STAR® Certified Products List and CEC (T20) Appliance Database for listings.  
\*\* Not for use with housings in direct contact with spray foam insulation.

**Dimensions**



**Ordering Information**

Sample Number: **LT460WH6930**

Complete unit includes LT4 LED and Halo H995 series LED housing, or compatible 4" E26 screw based housing, ordered separately.

LT4 LED and housing to be ordered separately.

**LT4 Models**

**LT460WH6927**= 4" Retrofit Baffle - Trim LED Module, 90 CRI, 2700K, Matte White

**LT460WH6930**= 4" Retrofit Baffle - Trim LED Module, 90 CRI, 3000K, Matte White

**LT460WH6935**= 4" Retrofit Baffle - Trim LED Module, 90 CRI, 3500K, Matte White

**LT460WH6940**= 4" Retrofit Baffle - Trim LED Module, 90 CRI, 4000K, Matte White

**LT460WH6950**= 4" Retrofit Baffle - Trim LED Module, 90 CRI, 5000K, Matte White

**Accessories (Order Separately)**

**HE26LED**=Replacement screw base adapter  
 (one included with unit)



E26 Screw base adapter for retrofit (included)

**Housing Compatibility**

**Compatible Halo LED Housings with LED luminaire connector (high-efficacy compliant - Title 24)**

	Recessed Can Size	Catalog Number
<b>HALO LED</b>	<b>4"</b>	H995ICAT, H995RICAT, H245RICAT

**Compatible Halo Incandescent E26 Screwbase Housings**

<b>HALO</b>	<b>4"</b>	H99ICAT, H99RTAT, H99TAT, E4ICATSB, E4TATSB, E4RTATSB
-------------	-----------	-------------------------------------------------------

**Compatible All-Pro Incandescent E26 Screwbase Housings**

<b>ALL-PRO</b>	<b>4"</b>	ET400ATSB, ET400RATSB, ET400ATSB
----------------	-----------	----------------------------------

**LT4 Series LED Retrofit is UL Classified for retrofit in the following 4" recessed housings:**

The LT Series LED light module - trim combination is UL/cUL Listed or UL Classified for use with any 4" diameter recessed housing constructed of steel or aluminum with an internal volume that exceeds 62.3 in<sup>3</sup> in addition to those noted above.

Product Specifications

LT460WH6927 - 90 CRI

**Lighting facts**  
A Program of the U.S. DOE

Light Output (Lumens) **544**  
Watts **7.5**  
Lumens per Watt (Efficacy) **72.53**

Color Accuracy  
Color Rendering Index (CRI) **90**

Light Color  
Correlated Color Temperature (CCT) **2700 (Warm White)**

2700K 3000K 4500K 6500K

All results are according to IESNA LM-79-2008. Approved Method for the Electrical and Photometric Testing of Solid-State Lighting. The U.S. Department of Energy (DOE) verifies product test data and results.

Visit [www.lightingfacts.com](http://www.lightingfacts.com) for the Label Reference Guide.

Registration Number: F4QJ-SQMR7A (7/1/2016)  
Model Number: LT460WH6927  
Type: Luminaire - Downlight

LT460WH6930 - 90 CRI

**Lighting facts**  
A Program of the U.S. DOE

Light Output (Lumens) **554**  
Watts **8**  
Lumens per Watt (Efficacy) **69.25**

Color Accuracy  
Color Rendering Index (CRI) **90**

Light Color  
Correlated Color Temperature (CCT) **3000 (Bright White)**

2700K 3000K 4500K 6500K

All results are according to IESNA LM-79-2008. Approved Method for the Electrical and Photometric Testing of Solid-State Lighting. The U.S. Department of Energy (DOE) verifies product test data and results.

Visit [www.lightingfacts.com](http://www.lightingfacts.com) for the Label Reference Guide.

Registration Number: F4QJ-BFNR12 (8/16/2016)  
Model Number: LT460WH6930 (Upgrade: 8/16/2016)  
Type: Luminaire - Downlight

LT460WH6935 - 90 CRI

**Lighting facts**  
A Program of the U.S. DOE

Light Output (Lumens) **571**  
Watts **7.8**  
Lumens per Watt (Efficacy) **73.21**

Color Accuracy  
Color Rendering Index (CRI) **90**

Light Color  
Correlated Color Temperature (CCT) **3500 (Bright White)**

2700K 3000K 4500K 6500K

All results are according to IESNA LM-79-2008. Approved Method for the Electrical and Photometric Testing of Solid-State Lighting. The U.S. Department of Energy (DOE) verifies product test data and results.

Visit [www.lightingfacts.com](http://www.lightingfacts.com) for the Label Reference Guide.

Registration Number: F4QJ-SQMR7A (7/1/2016)  
Model Number: LT460WH6935  
Type: Luminaire - Downlight

LT460WH6940 - 90 CRI

**Lighting facts**  
A Program of the U.S. DOE

Light Output (Lumens) **589**  
Watts **7.9**  
Lumens per Watt (Efficacy) **74.56**

Color Accuracy  
Color Rendering Index (CRI) **90**

Light Color  
Correlated Color Temperature (CCT) **4000 (Bright White)**

2700K 3000K 4500K 6500K

All results are according to IESNA LM-79-2008. Approved Method for the Electrical and Photometric Testing of Solid-State Lighting. The U.S. Department of Energy (DOE) verifies product test data and results.

Visit [www.lightingfacts.com](http://www.lightingfacts.com) for the Label Reference Guide.

Registration Number: F4QJ-LMX8P6 (8/16/2016)  
Model Number: LT460WH6940 (Upgrade: 8/16/2016)  
Type: Luminaire - Downlight

LT460WH6950 - 90 CRI

**Lighting facts**  
A Program of the U.S. DOE

Light Output (Lumens) **601**  
Watts **7.9**  
Lumens per Watt (Efficacy) **76.08**

Color Accuracy  
Color Rendering Index (CRI) **90**

Light Color  
Correlated Color Temperature (CCT) **5000 (Daylight)**

2700K 3000K 4500K 6500K

All results are according to IESNA LM-79-2008. Approved Method for the Electrical and Photometric Testing of Solid-State Lighting. The U.S. Department of Energy (DOE) verifies product test data and results.

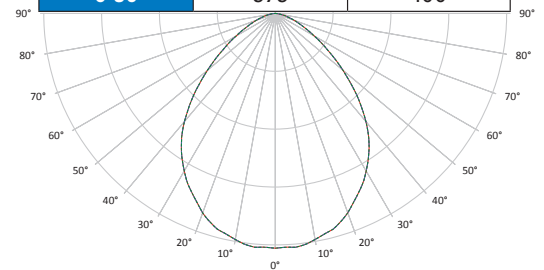
Visit [www.lightingfacts.com](http://www.lightingfacts.com) for the Label Reference Guide.

Registration Number: F4QJ-IQTPC9 (7/1/2016)  
Model Number: LT460WH6950  
Type: Luminaire - Downlight

Photometric Data

LT4 Photometric\*

LT460WH6930		
Luminaire lumens	575	
Input watts	8	
LER (LPW)	72.8	
Spacing Criteria	0-180	1.16
	90-270	1.16
	Diagonal	1.23
Beam angle (degrees)	89	
Field angle (degrees)	137.4	
Zonal lumen	Lumens	% Lumens
0-30	214	37.3
0-40	339	58.9
0-60	517	90
0-90	575	100



\* Tested in accordance with IES LM63. Field results may vary.