

MC TUFF® Lightweight Steel Cable

Type MC (120/208V Colors) Technical Specifications

Armor

Interlocked Galvanized Steel Strip (Blue Striped) with ColorSpec® ID

Conductors

Solid or Stranded Copper

Conductor Insulation

THHN/THWN

Assembly Covering

Polypropylene Tape

Maximum Temperature Rating

90°C (Dry)

Grounding


Insulated Green Grounding Conductor

Neutral Conductors

White 120/208V

Maximum Voltage Rating

600V



References & Ratings

- UL 83, 1479, 1569, 1581, 2556, File Reference E80042
- NEC® 230.43, 250.118, 300.22(C), 392, 396, 330, 501, 502, 503, 530, 504, 505, 518, 520, 530, 645
- Federal Specification A-A-59544 (formerly J-C-30B)
- Meets all applicable OSHA and HUD Requirements
- May be surface mounted, fished and/or embedded in plaster
- Cable Tray Rated, install per NEC®
- UL Classified 1, 2, and 3 hour through (Fire) penetration product, R14141
- Environmental Air-Handling Space Installation per NEC® 300.22(C)
- U.S. Patent No. 8,278,554 B2
- Made in USA of US and/or imported materials

Product Code		Trade Size	Grounding Conductor AWG	Length (ft)		Approx. Weight/ 1,000ft (lbs)	Approx. Armor O.D. (in)
Coil	Reel			Coil	Reel		
MC TUFF® Lightweight Steel Cable							
120/208V Solid							
1701B42T00	1701B60T00	14-2 Solid (Black, White)	14 Solid (Green)	250	1000	117	0.470
1702B42T00	1702B60T00	14-3 Solid (Black, Red, White)	14 Solid (Green)	250	1000	140	0.480
1703B42T00	1703B60T00	14-4 Solid (Black, Red, Blue, White)	14 Solid (Green)	250	1000	164	0.510
1704B42T00	1704B60T00	12-2 Solid (Black, White)	12 Solid (Green)	250	1000	141	0.517
1705B42T00	1705B60T00	12-3 Solid (Black, Red, White)	12 Solid (Green)	250	1000	199	0.549
1706B42T00	1706B60T00	12-4 Solid (Black, Red, Blue, White)	12 Solid (Green)	250	1000	232	0.586
1707B42T00	1707B60T00	10-2 Solid (Black, White)	10 Solid (Green)	250	1000	225	0.581
1708B42T00	1708B60T00	10-3 Solid (Black, Red, White)	10 Solid (Green)	250	1000	275	0.622
1709B42T00	1709B60T00	10-4 Solid (Black, Red, Blue, White)	10 Solid (Green)	250	1000	326	0.667
120/208V Stranded							
1758B42T00	1758B60T00	12-2 Stranded (Black, White)	12 Stranded (Green)	250	1000	152	0.495
1759B42T00	1759B60T00	12-3 Stranded (Black, Red, White)	12 Stranded (Green)	250	1000	191	0.530
1760B42T00	1760B60T00	12-4 Stranded (Black, Red, Blue, White)	12 Stranded (Green)	250	1000	225	0.565
1761B42T00	1761B60T00	10-2 Stranded (Black, White)	10 Stranded (Green)	250	1000	227	0.560
1762B42T00	1762B60T00	10-3 Stranded (Black, Red, White)	10 Stranded (Green)	250	1000	269	0.600
1763B42T00	1763B60T00	10-4 Stranded (Black, Red, Blue, White)	10 Stranded (Green)	250	1000	319	0.645
120/208V Solid Specialty Colors							
1704B42T04	1704B60T04	12-2 Solid (Red, White)	12 Solid (Green)	250	1000	141	0.517
1704B42T05	1704B60T05	12-2 Solid (Blue, White)	12 Solid (Green)	250	1000	141	0.517
1705B42T04	1705B60T04	12-3 Solid (Red, Blue, White)	12 Solid (Green)	250	1000	141	0.517
1705B42T05	1705B60T05	12-3 Solid (Black, Blue, White)	12 Solid (Green)	250	1000	141	0.517
1707B42T04	1707B60T04	10-2 Solid (Red, White)	10 Solid (Green)	250	1000	225	0.581
1707B42T05	1707B60T05	10-2 Solid (Blue, White)	10 Solid (Green)	250	1000	225	0.581
1708B42T04	1708B60T04	10-3 Solid (Red, Blue, White)	10 Solid (Green)	250	1000	275	0.622
1708B42T05	1708B60T05	10-3 Solid (Black, Blue, White)	10 Solid (Green)	250	1000	275	0.622

NOTE: All dimensions and weights are subject to normal manufacturing tolerances.

SET SCREW CONNECTORS MAY BE USED WITH STEEL CABLES.

MC TUFF® Lightweight Steel Cable

Type MC (277/480V Colors) Technical Specifications

Armor

Interlocked Galvanized Steel Strip (Blue Striped) with ColorSpec® ID

Conductors

Solid or Stranded Copper (See Below)

Conductor Insulation

THHN/THWN

Assembly Covering

Polypropylene Tape

Maximum Temperature Rating

90°C (Dry)

Grounding


Insulated Green Grounding Conductor

Neutral Conductor

Gray 277/480V

Maximum Voltage Rating

600V



MC CABLES

References & Ratings

- UL 83, 1479, 1569, 1581, 2556, File Reference E80042
- NEC® 230.43, 250.118, 300.22(C), 392, 396, 330, 501, 502, 503, 530, 504, 505, 518, 520, 530, 645
- Cable Tray Rated, install per NEC®
- Federal Specification A-A-59544 (formerly J-C-30B)
- Meets all applicable OSHA and HUD requirements
- May be surfaced mounted and embedded in plaster
- Environmental Air-Handling Space Installation per NEC® 300.22(C)
- UL Classified 1, 2, and 3 hour through (Fire) penetration product, R14141
- U.S. Patent No. 8,278,554 B2
- Made in USA of US and/or imported materials

Product Code		Trade Size	Grounding Conductor AWG	Length (ft)		Approx. Weight/ 1,000ft (lbs)	Approx. Armor O.D. (in)
Coil	Reel			Coil	Reel		
MC TUFF® Lightweight Steel Cable							
277/480V Solid							
1704B42T01	1704B60T01	12-2 Solid (Brown, Gray)	12 Solid (Green)	250	1000	141	0.517
1704B42T02	1704B60T02	12-2 Solid (Orange, Gray)	12 Solid (Green)	250	1000	141	0.517
1704B42T03	1704B60T03	12-2 Solid (Yellow, Gray)	12 Solid (Green)	250	1000	141	0.517
1704B42T07	1704B60T07	12-2 Solid (Purple, Gray)	12 Solid (Green)	250	1000	141	0.517
1705B42T01	1705B60T01	12-3 Solid (Brown, Orange, Gray)	12 Solid (Green)	250	1000	199	0.549
1705B42T02	1705B60T02	12-3 Solid (Orange, Yellow, Gray)	12 Solid (Green)	250	1000	199	0.549
1705B42T03	1705B60T03	12-3 Solid (Brown, Yellow, Gray)	12 Solid (Green)	250	1000	199	0.549
1705B42T07	1705B60T07	12-3 Solid (Brown, Purple, Gray)	12 Solid (Green)	250	1000	199	0.549
1705B42T27	1705B60T27	12-3 Solid (Yellow, Purple, Gray)	12 Solid (Green)	250	1000	199	0.549
1706B42T01	1706B60T01	12-4 Solid (Brown, Orange, Yellow, Gray)	12 Solid (Green)	250	1000	232	0.586
1706B42T07	1706B60T07	12-4 Solid (Brown, Yellow, Purple, Gray)	12 Solid (Green)	250	1000	232	0.586
1707B42T01	1707B60T01	10-2 Solid (Brown, Gray)	10 Solid (Green)	250	1000	225	0.581
1707B42T02	1707B60T02	10-2 Solid (Orange, Gray)	10 Solid (Green)	250	1000	225	0.581
1707B42T03	1707B60T03	10-2 Solid (Yellow, Gray)	10 Solid (Green)	250	1000	225	0.581
1707B42T07	1707B60T07	10-2 Solid (Purple, Gray)	10 Solid (Green)	250	1000	225	0.581
1708B42T01	1708B60T01	10-3 Solid (Brown, Orange, Gray)	10 Solid (Green)	250	1000	275	0.622
1708B42T02	1708B60T02	10-3 Solid (Orange, Yellow, Gray)	10 Solid (Green)	250	1000	275	0.622
1708B42T03	1708B60T03	10-3 Solid (Brown, Yellow, Gray)	10 Solid (Green)	250	1000	275	0.622
1709B42T01	1709B60T01	10-4 Solid (Brown, Orange, Yellow, Gray)	10 Solid (Green)	250	1000	326	0.667
1709B42T07	1709B60T07	10-4 Solid (Brown, Yellow, Purple, Gray)	10 Solid (Green)	250	1000	326	0.667
277/480V Stranded							
1758B42T01	1758B60T01	12-2 Stranded (Brown, Gray)	12 Stranded (Green)	250	1000	159	0.538
1758B42T02	1758B60T02	12-2 Stranded (Orange, Gray)	12 Stranded (Green)	250	1000	159	0.538
1758B42T03	1758B60T03	12-2 Stranded (Yellow, Gray)	12 Stranded (Green)	250	1000	159	0.538
1759B42T01	1759B60T01	12-3 Stranded (Brown, Orange, Gray)	12 Stranded (Green)	250	1000	210	0.577
1760B42T01	1760B60T01	12-4 Stranded (Brown, Orange, Yellow, Gray)	12 Stranded (Green)	250	1000	246	0.613
1761B42T01	1761B60T01	10-2 Stranded (Brown, Gray)	10 Stranded (Green)	250	1000	237	0.615
1762B42T01	1762B60T01	10-3 Stranded (Brown, Orange, Gray)	10 Stranded (Green)	250	1000	304	0.657
1763B42T01	1763B60T01	10-4 Stranded (Brown, Orange, Yellow, Gray)	10 Stranded (Green)	250	1000	360	0.707

NOTE: All dimensions and weights are subject to normal manufacturing tolerances.

SET SCREW CONNECTORS MAY BE USED WITH STEEL CABLES,

MC TUFF® Lightweight Steel Cable

Type MC (120/208V Colors) Technical Specifications

Armor

Interlocked Galvanized Steel Strip (Blue Striped) with ColorSpec® ID

Conductors

Solid or Stranded Copper

Conductor Insulation

THHN/THWN

Assembly Covering

Polypropylene Tape

Maximum Temperature Rating

90°C (Dry)

Grounding


Insulated Green Grounding Conductor

Neutral Conductors

White 120/208V

Maximum Voltage Rating

600V



References & Ratings

- UL 83, 1479, 1569, 1581, 2556, File Reference E80042
- NEC® 230.43, 250.118, 300.22(C), 392, 396, 330, 501, 502, 503, 530, 504, 505, 518, 520, 530, 645
- Federal Specification A-A-59544 (formerly J-C-30B)
- Meets all applicable OSHA and HUD Requirements
- May be surface mounted, fished and/or embedded in plaster
- Cable Tray Rated, install per NEC®
- UL Classified 1, 2, and 3 hour through (Fire) penetration product, R14141
- Environmental Air-Handling Space Installation per NEC® 300.22(C)
- U.S. Patent No. 8,278,554 B2
- Made in USA of US and/or imported materials

Product Code		Trade Size	Grounding Conductor AWG	Length (ft)		Approx. Weight/ 1,000ft (lbs)	Approx. Armor O.D. (in)
Coil	Reel			Coil	Reel		
MC TUFF® Lightweight Steel Cable							
120/208V Solid							
1701B42T00	1701B60T00	14-2 Solid (Black, White)	14 Solid (Green)	250	1000	117	0.470
1702B42T00	1702B60T00	14-3 Solid (Black, Red, White)	14 Solid (Green)	250	1000	140	0.480
1703B42T00	1703B60T00	14-4 Solid (Black, Red, Blue, White)	14 Solid (Green)	250	1000	164	0.510
1704B42T00	1704B60T00	12-2 Solid (Black, White)	12 Solid (Green)	250	1000	141	0.517
1705B42T00	1705B60T00	12-3 Solid (Black, Red, White)	12 Solid (Green)	250	1000	199	0.549
1706B42T00	1706B60T00	12-4 Solid (Black, Red, Blue, White)	12 Solid (Green)	250	1000	232	0.586
1707B42T00	1707B60T00	10-2 Solid (Black, White)	10 Solid (Green)	250	1000	225	0.581
1708B42T00	1708B60T00	10-3 Solid (Black, Red, White)	10 Solid (Green)	250	1000	275	0.622
1709B42T00	1709B60T00	10-4 Solid (Black, Red, Blue, White)	10 Solid (Green)	250	1000	326	0.667
120/208V Stranded							
1758B42T00	1758B60T00	12-2 Stranded (Black, White)	12 Stranded (Green)	250	1000	152	0.495
1759B42T00	1759B60T00	12-3 Stranded (Black, Red, White)	12 Stranded (Green)	250	1000	191	0.530
1760B42T00	1760B60T00	12-4 Stranded (Black, Red, Blue, White)	12 Stranded (Green)	250	1000	225	0.565
1761B42T00	1761B60T00	10-2 Stranded (Black, White)	10 Stranded (Green)	250	1000	227	0.560
1762B42T00	1762B60T00	10-3 Stranded (Black, Red, White)	10 Stranded (Green)	250	1000	269	0.600
1763B42T00	1763B60T00	10-4 Stranded (Black, Red, Blue, White)	10 Stranded (Green)	250	1000	319	0.645
120/208V Solid Specialty Colors							
1704B42T04	1704B60T04	12-2 Solid (Red, White)	12 Solid (Green)	250	1000	141	0.517
1704B42T05	1704B60T05	12-2 Solid (Blue, White)	12 Solid (Green)	250	1000	141	0.517
1705B42T04	1705B60T04	12-3 Solid (Red, Blue, White)	12 Solid (Green)	250	1000	141	0.517
1705B42T05	1705B60T05	12-3 Solid (Black, Blue, White)	12 Solid (Green)	250	1000	141	0.517
1707B42T04	1707B60T04	10-2 Solid (Red, White)	10 Solid (Green)	250	1000	225	0.581
1707B42T05	1707B60T05	10-2 Solid (Blue, White)	10 Solid (Green)	250	1000	225	0.581
1708B42T04	1708B60T04	10-3 Solid (Red, Blue, White)	10 Solid (Green)	250	1000	275	0.622
1708B42T05	1708B60T05	10-3 Solid (Black, Blue, White)	10 Solid (Green)	250	1000	275	0.622

NOTE: All dimensions and weights are subject to normal manufacturing tolerances.

SET SCREW CONNECTORS MAY BE USED WITH STEEL CABLES.

MC TUFF® Lightweight Steel Cable

Type MC (277/480V Colors) Technical Specifications

Armor

Interlocked Galvanized Steel Strip (Blue Striped) with ColorSpec® ID

Conductors

Solid or Stranded Copper (See Below)

Conductor Insulation

THHN/THWN

Assembly Covering

Polypropylene Tape

Maximum Temperature Rating

90°C (Dry)

Grounding


Insulated Green Grounding Conductor

Neutral Conductor

Gray 277/480V

Maximum Voltage Rating

600V



MC CABLES

References & Ratings

- UL 83, 1479, 1569, 1581, 2556, File Reference E80042
- NEC® 230.43, 250.118, 300.22(C), 392, 396, 330, 501, 502, 503, 530, 504, 505, 518, 520, 530, 645
- Cable Tray Rated, install per NEC®
- Federal Specification A-A-59544 (formerly J-C-30B)
- Meets all applicable OSHA and HUD requirements
- May be surfaced mounted and embedded in plaster
- Environmental Air-Handling Space Installation per NEC® 300.22(C)
- UL Classified 1, 2, and 3 hour through (Fire) penetration product, R14141
- U.S. Patent No. 8,278,554 B2
- Made in USA of US and/or imported materials

Product Code		Trade Size	Grounding Conductor AWG	Length (ft)		Approx. Weight/ 1,000ft (lbs)	Approx. Armor O.D. (in)
Coil	Reel			Coil	Reel		
MC TUFF® Lightweight Steel Cable							
277/480V Solid							
1704B42T01	1704B60T01	12-2 Solid (Brown, Gray)	12 Solid (Green)	250	1000	141	0.517
1704B42T02	1704B60T02	12-2 Solid (Orange, Gray)	12 Solid (Green)	250	1000	141	0.517
1704B42T03	1704B60T03	12-2 Solid (Yellow, Gray)	12 Solid (Green)	250	1000	141	0.517
1704B42T07	1704B60T07	12-2 Solid (Purple, Gray)	12 Solid (Green)	250	1000	141	0.517
1705B42T01	1705B60T01	12-3 Solid (Brown, Orange, Gray)	12 Solid (Green)	250	1000	199	0.549
1705B42T02	1705B60T02	12-3 Solid (Orange, Yellow, Gray)	12 Solid (Green)	250	1000	199	0.549
1705B42T03	1705B60T03	12-3 Solid (Brown, Yellow, Gray)	12 Solid (Green)	250	1000	199	0.549
1705B42T07	1705B60T07	12-3 Solid (Brown, Purple, Gray)	12 Solid (Green)	250	1000	199	0.549
1705B42T27	1705B60T27	12-3 Solid (Yellow, Purple, Gray)	12 Solid (Green)	250	1000	199	0.549
1706B42T01	1706B60T01	12-4 Solid (Brown, Orange, Yellow, Gray)	12 Solid (Green)	250	1000	232	0.586
1706B42T07	1706B60T07	12-4 Solid (Brown, Yellow, Purple, Gray)	12 Solid (Green)	250	1000	232	0.586
1707B42T01	1707B60T01	10-2 Solid (Brown, Gray)	10 Solid (Green)	250	1000	225	0.581
1707B42T02	1707B60T02	10-2 Solid (Orange, Gray)	10 Solid (Green)	250	1000	225	0.581
1707B42T03	1707B60T03	10-2 Solid (Yellow, Gray)	10 Solid (Green)	250	1000	225	0.581
1707B42T07	1707B60T07	10-2 Solid (Purple, Gray)	10 Solid (Green)	250	1000	225	0.581
1708B42T01	1708B60T01	10-3 Solid (Brown, Orange, Gray)	10 Solid (Green)	250	1000	275	0.622
1708B42T02	1708B60T02	10-3 Solid (Orange, Yellow, Gray)	10 Solid (Green)	250	1000	275	0.622
1708B42T03	1708B60T03	10-3 Solid (Brown, Yellow, Gray)	10 Solid (Green)	250	1000	275	0.622
1709B42T01	1709B60T01	10-4 Solid (Brown, Orange, Yellow, Gray)	10 Solid (Green)	250	1000	326	0.667
1709B42T07	1709B60T07	10-4 Solid (Brown, Yellow, Purple, Gray)	10 Solid (Green)	250	1000	326	0.667
277/480V Stranded							
1758B42T01	1758B60T01	12-2 Stranded (Brown, Gray)	12 Stranded (Green)	250	1000	159	0.538
1758B42T02	1758B60T02	12-2 Stranded (Orange, Gray)	12 Stranded (Green)	250	1000	159	0.538
1758B42T03	1758B60T03	12-2 Stranded (Yellow, Gray)	12 Stranded (Green)	250	1000	159	0.538
1759B42T01	1759B60T01	12-3 Stranded (Brown, Orange, Gray)	12 Stranded (Green)	250	1000	210	0.577
1760B42T01	1760B60T01	12-4 Stranded (Brown, Orange, Yellow, Gray)	12 Stranded (Green)	250	1000	246	0.613
1761B42T01	1761B60T01	10-2 Stranded (Brown, Gray)	10 Stranded (Green)	250	1000	237	0.615
1762B42T01	1762B60T01	10-3 Stranded (Brown, Orange, Gray)	10 Stranded (Green)	250	1000	304	0.657
1763B42T01	1763B60T01	10-4 Stranded (Brown, Orange, Yellow, Gray)	10 Stranded (Green)	250	1000	360	0.707

NOTE: All dimensions and weights are subject to normal manufacturing tolerances.

SET SCREW CONNECTORS MAY BE USED WITH STEEL CABLES,