

Threaded Rigid Conduit and IMC Enlargers and Nipples

Applications

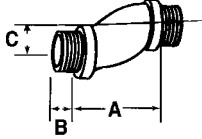
- Male enlargers:
 - Used to adapt an outlet hole to the next larger size of conduit.
- Offset nipples:
 - Provides box to box connection of knockouts
 - Allows misaligned knockout connection by "rolling" the offset nipple until aligned with each knockout
- Bushed nipples:
 - Used through knockout to connect box to conduit coupling
 - Used with a locknut to connect two boxes side by side or back to back
 - Used with a locknut to connect fixture housings and continuous runs

Material/Finish

- Male enlargers: turned steel
- Offset nipples: malleable iron/zinc plated
- Bushed nipples: zinc diecast/malleable iron/zinc plated

Certifications and Compliances

- UL Standard: 514B
- UL Listed: E14814
- CSA Standard: C22.2 No. 18.3
- CSA Certified: 065178
- NEMA: FB-1



	Catalog Number	Trade Size (Inches)	Dimensions in Inches/Millimeters			Weight Lbs./Kgs. Per 100	
			A	B	C		
Male Enlargers † — Turned Steel ‡							
	ME50-75 †	3/4F x 1/2M	0.56/14.2	0.78/19.8	1.38/35.1	16.00/7.26	
	ME75-100 †	1F x 3/4M	0.50/12.7	0.94/23.9	1.75/44.5	26.00/11.80	
	ME100-125 †	1-1/4F x 1M	0.56/14.2	1.06/26.9	2.25/57.2	47.00/21.32	
Offset Nipples — Malleable Iron/Zinc Plated							
	OFN-50	1/2	1.63/41.4	0.44/11.2	0.75/19.1	23.00/10.43	
	OFN-75	3/4	1.63/41.4	0.44/11.2	0.75/19.1	31.00/14.06	
	OFN-100	1	1.63/41.4	0.50/12.7	0.75/19.1	44.00/19.96	
	OFN-125	1-1/4	1.63/41.4	0.56/14.2	0.75/19.1	60.00/27.22	
	OFN-150	1-1/2	1.63/41.4	0.63/16.0	0.75/19.1	82.00/37.19	
	OFN-200	2	1.63/41.4	0.75/19.1	0.75/19.1	112.00/50.80	

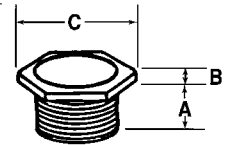
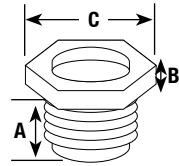
† Not UL Listed.
‡ Not CSA Certified.

Threaded Rigid Conduit and IMC Enlargers and Nipples

COMMERCIAL PRODUCTS: RIGID AND IMC FITTINGS

Commercial Products

	Catalog Number	Trade Size (Inches)	Dimensions in Inches/Millimeters			Weight Lbs./ Kgs. Per 100
			A	B	C	
Bushed Nipples — Insulated — Zinc Diecast						
	CN-50I †	1/2	0.44/11.2	0.13/3.3	1.00/25.4	3.30/1.50
	CN-75I	3/4	0.50/12.7	0.13/3.3	1.25/31.8	3.80/1.72
	CN-100I	1	0.63/16.0	0.13/3.3	1.50/38.1	7.20/3.27
	CN-125I	1-1/4	0.69/17.5	0.25/6.4	2.13/54.1	20.00/9.07
	CN-150I	1-1/2	0.88/22.4	0.25/6.4	2.38/60.5	25.00/11.34
	CN-200I	2	0.94/23.9	0.38/9.7	2.88/73.2	44.00/19.96
	CN-250I †	2-1/2	1.13/28.7	0.38/9.7	3.56/90.4	74.00/33.57
	CN-300I †	3	1.19/30.2	0.38/9.7	4.31/109.5	112.00/50.80
	CN-350I †	3-1/2	1.25/31.8	0.38/9.7	4.56/115.8	124.00/56.25
	CN-400I †	4	1.25/31.8	0.38/9.7	5.13/130.3	160.00/72.57
	CN-500I †	5	1.25/31.8	0.44/11.2	6.31/160.3	350.00/158.76
	CN-600I †	6	1.31/33.3	0.44/11.2	7.50/190.5	360.00/163.30
Bushed Nipples — 3/8 - 1: Zinc Diecast — 1-1/4 - 6: Malleable Iron/Zinc Plated						
	CN-38 †	3/8	0.38/9.7	0.13/3.3	0.94/23.9	3.00/1.36
	CN-50	1/2	0.44/11.2	0.13/3.3	1.00/25.4	3.40/1.54
	CN-75	3/4	0.50/12.7	0.13/3.3	1.25/31.8	4.40/2.00
	CN-100	1	0.63/16.0	0.13/3.3	1.50/38.1	8.50/3.86
	CN-125	1-1/4	0.69/17.5	0.25/6.4	2.13/54.1	22.00/9.98
	CN-150	1-1/2	0.88/22.4	0.25/6.4	2.38/60.5	28.50/12.93
	CN-200	2	0.94/23.9	0.38/9.7	2.88/73.2	48.00/21.77
	CN-250	2-1/2	1.13/28.7	0.38/9.7	3.56/90.4	77.00/34.93
	CN-300	3	1.19/30.2	0.38/9.7	4.31/109.5	114.00/51.71
	CN-350	3-1/2	1.25/31.8	0.38/9.7	4.56/115.8	136.00/61.69
	CN-400	4	1.25/31.8	0.38/9.7	5.13/130.3	169.00/76.66
	CN-500	5	1.25/31.8	0.44/11.2	6.31/160.3	314.00/142.43
CN-600	6	1.31/33.3	0.44/11.2	7.50/190.5	320.00/145.15	



† Not UL Listed.
‡ Not CSA Certified.

Threaded Rigid Conduit and IMC Enlargers and Nipples

Applications


- Male enlargers:
 - Used to adapt an outlet hole to the next larger size of conduit.
- Offset nipples:
 - Provides box to box connection of knockouts
 - Allows misaligned knockout connection by "rolling" the offset nipple until aligned with each knockout
- Bushed nipples:
 - Used through knockout to connect box to conduit coupling
 - Used with a locknut to connect two boxes side by side or back to back
 - Used with a locknut to connect fixture housings and continuous runs

Material/Finish

- Male enlargers: turned steel
- Offset nipples: malleable iron/zinc plated
- Bushed nipples: zinc diecast/malleable iron/zinc plated

Certifications and Compliances

- UL Standard: 514B
- UL Listed: E14814
- CSA Standard: C22.2 No. 18.3
- CSA Certified: 065178
- NEMA: FB-1



	Catalog Number	Trade Size (Inches)	Dimensions in Inches/Millimeters			Weight Lbs./Kgs. Per 100	
			A	B	C		
Male Enlargers † — Turned Steel ‡							
	ME50-75 †	3/4F x 1/2M	0.56/14.2	0.78/19.8	1.38/35.1	16.00/7.26	
	ME75-100 †	1F x 3/4M	0.50/12.7	0.94/23.9	1.75/44.5	26.00/11.80	
	ME100-125 †	1-1/4F x 1M	0.56/14.2	1.06/26.9	2.25/57.2	47.00/21.32	
Offset Nipples — Malleable Iron/Zinc Plated							
	OFN-50	1/2	1.63/41.4	0.44/11.2	0.75/19.1	23.00/10.43	
	OFN-75	3/4	1.63/41.4	0.44/11.2	0.75/19.1	31.00/14.06	
	OFN-100	1	1.63/41.4	0.50/12.7	0.75/19.1	44.00/19.96	
	OFN-125	1-1/4	1.63/41.4	0.56/14.2	0.75/19.1	60.00/27.22	
	OFN-150	1-1/2	1.63/41.4	0.63/16.0	0.75/19.1	82.00/37.19	
	OFN-200	2	1.63/41.4	0.75/19.1	0.75/19.1	112.00/50.80	

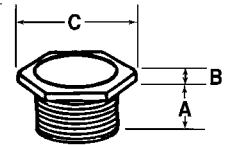
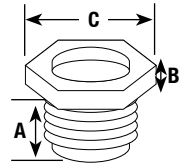
† Not UL Listed.
‡ Not CSA Certified.

Threaded Rigid Conduit and IMC Enlargers and Nipples

COMMERCIAL PRODUCTS: RIGID AND IMC FITTINGS

Commercial Products

	Catalog Number	Trade Size (Inches)	Dimensions in Inches/Millimeters			Weight Lbs./ Kgs. Per 100
			A	B	C	
Bushed Nipples — Insulated — Zinc Diecast						
	CN-50I †	1/2	0.44/11.2	0.13/3.3	1.00/25.4	3.30/1.50
	CN-75I	3/4	0.50/12.7	0.13/3.3	1.25/31.8	3.80/1.72
	CN-100I	1	0.63/16.0	0.13/3.3	1.50/38.1	7.20/3.27
	CN-125I	1-1/4	0.69/17.5	0.25/6.4	2.13/54.1	20.00/9.07
	CN-150I	1-1/2	0.88/22.4	0.25/6.4	2.38/60.5	25.00/11.34
	CN-200I	2	0.94/23.9	0.38/9.7	2.88/73.2	44.00/19.96
	CN-250I †	2-1/2	1.13/28.7	0.38/9.7	3.56/90.4	74.00/33.57
	CN-300I †	3	1.19/30.2	0.38/9.7	4.31/109.5	112.00/50.80
	CN-350I †	3-1/2	1.25/31.8	0.38/9.7	4.56/115.8	124.00/56.25
	CN-400I †	4	1.25/31.8	0.38/9.7	5.13/130.3	160.00/72.57
	CN-500I †	5	1.25/31.8	0.44/11.2	6.31/160.3	350.00/158.76
	CN-600I †	6	1.31/33.3	0.44/11.2	7.50/190.5	360.00/163.30
Bushed Nipples — 3/8 - 1: Zinc Diecast — 1-1/4 - 6: Malleable Iron/Zinc Plated						
	CN-38 †	3/8	0.38/9.7	0.13/3.3	0.94/23.9	3.00/1.36
	CN-50	1/2	0.44/11.2	0.13/3.3	1.00/25.4	3.40/1.54
	CN-75	3/4	0.50/12.7	0.13/3.3	1.25/31.8	4.40/2.00
	CN-100	1	0.63/16.0	0.13/3.3	1.50/38.1	8.50/3.86
	CN-125	1-1/4	0.69/17.5	0.25/6.4	2.13/54.1	22.00/9.98
	CN-150	1-1/2	0.88/22.4	0.25/6.4	2.38/60.5	28.50/12.93
	CN-200	2	0.94/23.9	0.38/9.7	2.88/73.2	48.00/21.77
	CN-250	2-1/2	1.13/28.7	0.38/9.7	3.56/90.4	77.00/34.93
	CN-300	3	1.19/30.2	0.38/9.7	4.31/109.5	114.00/51.71
	CN-350	3-1/2	1.25/31.8	0.38/9.7	4.56/115.8	136.00/61.69
	CN-400	4	1.25/31.8	0.38/9.7	5.13/130.3	169.00/76.66
	CN-500	5	1.25/31.8	0.44/11.2	6.31/160.3	314.00/142.43
CN-600	6	1.31/33.3	0.44/11.2	7.50/190.5	320.00/145.15	



† Not UL Listed.
‡ Not CSA Certified.