

## 180° 200 WATT PAR MOTION-ACTIVATED SECURITY FLOODLIGHT



## FEATURES

- Motion sensor detects motion 180° up to 70 ft.
- Heavy-duty, die-cast metal housing construction
- Metal lamp covers provide maximum bulb protection
- Perfect for wall-mount or eave-mount applications
- Two 100W (maximum) PAR bulbs sold separately
- Available in bronze (MS185R) and white (MS185RW)

Compliances may not apply to all product configurations. Please consult the product spec sheet for compliance details.

**COMPLIANCES:** UL/cUL Listed, RoHS Compliant



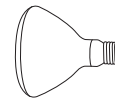
## MS185R SERIES

## ALTERNATE COLOR



MS185RW White

## 100W PAR BULB



## ORDERING INFORMATION

Model	Description	Unit Carton Dimension (Inches)	Unit Carton Weight (Pounds)	Master Carton Dimension (Inches)	Master Carton Weight (Pounds)	Master Carton Quantity
MS185R	180° PAR - Bronze	9.1H x 5.7W x 4.9D	2.10	9.9H x 10.4W x 6.3D	4.65	2
MS185RW	180° PAR - White	9.1H x 5.7W x 4.9D	2.10	9.9H x 10.4W x 6.3D	4.65	2

## 180° 300 WATT QUARTZ HALOGEN MOTION-ACTIVATED SECURITY FLOODLIGHT



## FEATURES

- Motion sensor detects motion 180° up to 70 ft.
- Heavy-duty, die-cast metal housing construction
- Perfect for wall-mount or eave-mount applications
- 300W (maximum) halogen bulb included
- Available in bronze (MS188) and white (MS188W)

Compliances may not apply to all product configurations. Please consult the product spec sheet for compliance details.

**COMPLIANCES:** UL/cUL Listed, RoHS Compliant



## MS188 SERIES

## ALTERNATE COLOR



MS188W White

## 300W HALOGEN BULB



## ORDERING INFORMATION

Model	Description	Unit Carton Dimension (Inches)	Unit Carton Weight (Pounds)	Master Carton Dimension (Inches)	Master Carton Weight (Pounds)	Master Carton Quantity
MS188	180° Halogen - Bronze	7.0H x 8.3W x 7.5D	2.50	7.5H x 15.5W x 9.0D	5.25	2
MS188W	180° Halogen - White	7.0H x 8.3W x 7.5D	2.50	7.5H x 15.5W x 9.0D	5.25	2

## 180° 300 WATT MOTION-ACTIVATED SENSOR



## FEATURES

- Motion sensor detects motion 180° up to 70 ft.
- Maximum load of 300 Watts
- Available in bronze (MS180) and white (MS180W)

Compliances may not apply to all product configurations. Please consult the product spec sheet for compliance details.

**COMPLIANCES:** UL/cUL Listed, RoHS Compliant



## MS180 SERIES

## ALTERNATE COLOR



MS180W White

## ORDERING INFORMATION

Model	Description	Unit Carton Dimension (Inches)	Unit Carton Weight (Pounds)	Master Carton Dimension (Inches)	Master Carton Weight (Pounds)	Master Carton Quantity
MS180	180° Sensor - Black	5.0H x 3.5W x 2.8D	0.50	5.3H x 7.3W x 6.3D	2.25	4
MS180W	180° Sensor - White	5.0H x 3.5W x 2.8D	0.50	5.3H x 7.3W x 6.3D	2.25	4

**NOTE:** Specifications and dimensions subject to change without notice. Consult your Cooper Lighting Representative or visit our website at [www.cooperlighting.com](http://www.cooperlighting.com) for available options, accessories and ordering information.

180° 200 WATT PAR MOTION-ACTIVATED SECURITY FLOODLIGHT



**FEATURES**

- Motion sensor detects motion 180° up to 70 ft.
- Heavy-duty, die-cast metal housing construction
- Metal lamp covers provide maximum bulb protection
- Perfect for wall-mount or eave-mount applications
- Two 100W (maximum) PAR bulbs sold separately
- Available in bronze (MS185R) and white (MS185RW)

Compliances may not apply to all product configurations. Please consult the product spec sheet for compliance details.

**COMPLIANCES:** UL/cUL Listed, RoHS Compliant



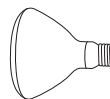
MS185R SERIES

ALTERNATE COLOR



MS185RW White

100W PAR BULB



ORDERING INFORMATION

Model	Description	Unit Carton Dimension (Inches)	Unit Carton Weight (Pounds)	Master Carton Dimension (Inches)	Master Carton Weight (Pounds)	Master Carton Quantity
MS185R	180° PAR - Bronze	9.1H x 5.7W x 4.9D	2.10	9.9H x 10.4W x 6.3D	4.65	2
MS185RW	180° PAR - White	9.1H x 5.7W x 4.9D	2.10	9.9H x 10.4W x 6.3D	4.65	2

180° 300 WATT QUARTZ HALOGEN MOTION-ACTIVATED SECURITY FLOODLIGHT



**FEATURES**

- Motion sensor detects motion 180° up to 70 ft.
- Heavy-duty, die-cast metal housing construction
- Perfect for wall-mount or eave-mount applications
- 300W (maximum) halogen bulb included
- Available in bronze (MS188) and white (MS188W)

Compliances may not apply to all product configurations. Please consult the product spec sheet for compliance details.

**COMPLIANCES:** UL/cUL Listed, RoHS Compliant




MS188 SERIES

ALTERNATE COLOR



MS188W White

300W HALOGEN BULB



ORDERING INFORMATION

Model	Description	Unit Carton Dimension (Inches)	Unit Carton Weight (Pounds)	Master Carton Dimension (Inches)	Master Carton Weight (Pounds)	Master Carton Quantity
MS188	180° Halogen - Bronze	7.0H x 8.3W x 7.5D	2.50	7.5H x 15.5W x 9.0D	5.25	2
MS188W	180° Halogen - White	7.0H x 8.3W x 7.5D	2.50	7.5H x 15.5W x 9.0D	5.25	2

180° 300 WATT MOTION-ACTIVATED SENSOR



**FEATURES**

- Motion sensor detects motion 180° up to 70 ft.
- Maximum load of 300 Watts
- Available in bronze (MS180) and white (MS180W)

Compliances may not apply to all product configurations. Please consult the product spec sheet for compliance details.

**COMPLIANCES:** UL/cUL Listed, RoHS Compliant



MS180 SERIES

ALTERNATE COLOR



MS180W White

ORDERING INFORMATION

Model	Description	Unit Carton Dimension (Inches)	Unit Carton Weight (Pounds)	Master Carton Dimension (Inches)	Master Carton Weight (Pounds)	Master Carton Quantity
MS180	180° Sensor - Black	5.0H x 3.5W x 2.8D	0.50	5.3H x 7.3W x 6.3D	2.25	4
MS180W	180° Sensor - White	5.0H x 3.5W x 2.8D	0.50	5.3H x 7.3W x 6.3D	2.25	4

**NOTE:** Specifications and dimensions subject to change without notice. Consult your Cooper Lighting Representative or visit our website at [www.cooperlighting.com](http://www.cooperlighting.com) for available options, accessories and ordering information.