

DESCRIPTION

The Night Falcon™ LED floodlight luminaire combines high-efficiency optics, superior thermal management and energy efficiency in a cost-effective solution. The compact, robust design incorporates a separate driver compartment for maximum heat dissipation to insure longevity of both the fixture and the LEDs. The Night Falcon luminaire uses precision engineered optics delivering superior uniformity and excellent illumination to the targeted application. Typical applications include area lighting for security, building facade lighting, accent and signage lighting in both commercial and industrial applications. The Night Falcon luminaire is UL/cUL listed for wet locations and is IP66 rated.

SPECIFICATION FEATURES

Construction

Heavy-duty, die-cast aluminum housing, driver compartment and driver housing door. A separate driver compartment and external fins provide optimal thermal management that result in longer LED and driver life. The housing, driver compartment and optical chamber are IP66 rated. Access to the driver for maintenance is achieved with a removable driver door using pan head screws. A one-piece silicone gasket seals the door to the fixture housing. The fixture is 3G vibration rated (ANSI C136.31) to ensure durability in area and site lighting applications. Suitable for mounting within 4' (1.2m) of the ground.

Optics

The LED chamber incorporates a vacuum metalized reflector that provides high-efficiency illumination. Optics are precisely designed to shape the the NEMA 6H x 6V wide distribution and the 3H x 3V spot distribution, maximizing efficiency and application spacing. Clear glass tempered lens with full circumference form-in-place silicone gasket protects the optics from damage. Offered standard in 4000K (+/- 275K) CCT and minimum 70 CRI. Optional 5700K, 5000K and 3000K CCT and minimum 70 CRI are available.

Electrical

LED driver is mounted to the removable die-cast aluminum door for optimal heat sinking and ease of maintenance. 120-277V 50/60Hz, 347V 60Hz or 480V 60Hz operation. Integral 6kV surge is standard. 10kV/10kA common- and differential- mode surge protection available as an option. 0-10V dimming driver is available to accommodate controls capability such as dimming and occupancy. Standard NEMA 3-PIN twistlock photocontrol receptacle and NEMA 7-PIN twistlock photocontrol receptacles are available as options. Suitable for ambient temperatures from -40°C to 40°C. Optional 50°C HA (high ambient) available. 92% lumen maintenance greater than 60,000 hours per IESNA TM-21 at 25°C.

Accessories

Heavy-duty steel top and side visors control glare and spill light. 1/8" thick UV stabilized vandal guard shields glass lens from impact when mounted at low levels. Easy to install wire guard features a heavy-gauge welded construction with corrosion resistant polyester powder coat finish to protect glass from projected objects.

| | | | |
|-------------|--|------|--|
| Catalog # | | Type | |
| Project | | | |
| Comments | | Date | |
| Prepared by | | | |

Mounting

Mounting options include an integral die-cast aluminum slipfitter that is preset to a tilt of 45°. The knuckle base is supplied with a tooth lock adjustment that can be adjusted in 5° increments to provide flexibility in aiming the fixture from a variety of surfaces. Visual 15° adjustment indicators on the knuckle allow for 180° field rotation of the floodlight assembly. The slipfitter fits standard 2-3/8"-3" O.D. tenon. The trunnion mounting includes a 3/16" polyester powder coated galvanized steel trunnion with a 16/3 SOW cord. The trunnion mount uses an interlocking slide adjustment that is locked into place with a set screw.

Finish

Housing and cast parts finished in five-stage super TGIC polyester powder coat paint, 2.5 mil nominal thickness for superior protection against fade and wear. Standard color is carbon bronze. Additional colors available in summit white, white, grey, bronze, black, dark platinum and graphite metallic. Consult your lighting representative at Eaton for a complete selection of standard colors.

Warranty

Five-year warranty.



NFFLD NIGHT FALCON

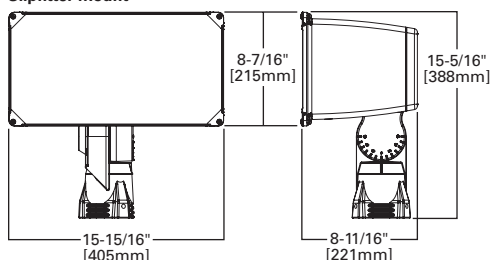
Solid State LED

FLOODLIGHT

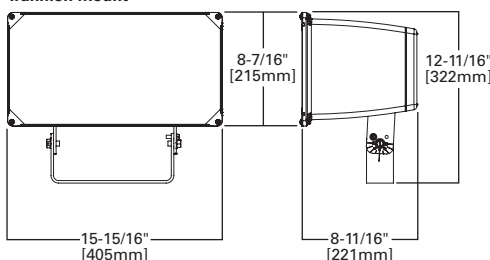


DIMENSIONS

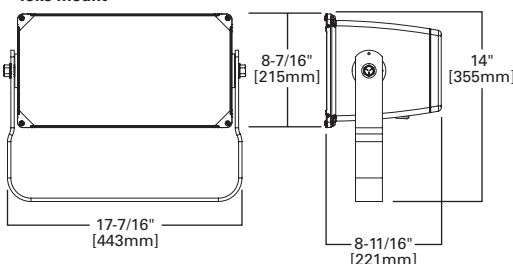
Slipfitter Mount



Trunnion Mount



Yoke Mount



CERTIFICATION DATA

UL/cUL Wet Location Listed
IP66 Fixture and Optical Chamber
LM79/LM80 Compliant
3G Vibration Rated
RoHS Compliant
DesignLights Consortium® Qualified*

ENERGY DATA

Electronic LED Driver
> 0.9 Power Factor
< 20% Total Harmonic Distortion
120V 50/60Hz, 347V/60Hz and 480V/60Hz
-40°C Minimum Ambient Temperature Rating
+40°C Maximum Ambient Temperature Rating

EPA

Effective Projected Area (Sq. Ft.): 1.25

SHIPPING DATA

Approximate Net Weight:
20 lbs. (9.09 kgs.)

POWER AND LUMENS

| C25 LED | 6x6 | | | | 3x3 | | | |
|-----------------------------|-----------|----------------|----------------|----------------|-----------|----------------|----------------|----------------|
| | NFFLD-C25 | NFFLD-C25-7030 | NFFLD-C25-7050 | NFFLD-C25-7060 | NFFLD-C25 | NFFLD-C25-7030 | NFFLD-C25-7050 | NFFLD-C25-7060 |
| Delivered Lumens | 10,530 | 10,122 | 10,383 | 10,217 | 10,272 | 9,874 | 10,128 | 9,967 |
| CCT (Kelvin) | 4000K | 3000K | 5000K | 5700K | 4000K | 3000K | 5000K | 5700K |
| CRI (Color Rendering Index) | 70 | 70 | 70 | 70 | 70 | 70 | 70 | 70 |
| Power Consumption (Watts) | 85W | 85W | 85W | 85W | 93W | 93W | 93W | 93W |
| C40 LED | NFFLD-C40 | NFFLD-C40-7030 | NFFLD-C40-7050 | NFFLD-C40-7060 | NFFLD-C40 | NFFLD-C40-7030 | NFFLD-C40-7050 | NFFLD-C40-7060 |
| Delivered Lumens | 16,932 | 16,268 | 16,686 | 16,421 | 14,113 | 13,567 | 13,916 | 13,694 |
| CCT (Kelvin) | 4000K | 3000K | 5000K | 5700K | 4000K | 3000K | 5000K | 5700K |
| CRI (Color Rendering Index) | 70 | 70 | 70 | 70 | 70 | 70 | 70 | 70 |
| Power Consumption (Watts) | 128W | 128W | 128W | 128W | 143W | 143W | 143W | 143W |
| C55 LED | NFFLD-C55 | NFFLD-C55-7030 | NFFLD-C55-7050 | NFFLD-C55-7060 | | | | |
| Delivered Lumens | 19,943 | 19,407 | 20,144 | 20,285 | | | | |
| CCT (Kelvin) | 4000K | 3000K | 5000K | 5700K | | | | |
| CRI (Color Rendering Index) | 70 | 70 | 70 | 70 | | | | |
| Power Consumption (Watts) | 145W | 145W | 145W | 145W | | | | |
| C70 LED | NFFLD-C70 | NFFLD-C70-7030 | NFFLD-C70-7050 | NFFLD-C70-7060 | | | | |
| Delivered Lumens | 23,797 | 23,157 | 24,037 | 24,205 | | | | |
| CCT (Kelvin) | 4000K | 3000K | 5000K | 5700K | | | | |
| CRI (Color Rendering Index) | 70 | 70 | 70 | 70 | | | | |
| Power Consumption (Watts) | 184W | 184W | 184W | 184W | | | | |

CURRENT DRAW

| Voltage (V) | Model Series | | | | | |
|-------------|--------------|-------------|-------------|-------------|-------------|-------------|
| | 6x6 | | | | 3x3 | |
| | NFFLD-C25 | NFFLD-C40 | NFFLD-C55 | NFFLD-C70 | NFFLD-C25 | NFFLD-C40 |
| | Current (A) | Current (A) | Current (A) | Current (A) | Current (A) | Current (A) |
| 120V | 0.708 | 1.070 | 1.2299 | 1.5695 | 0.778 | 1.190 |
| 277V | 0.340 | 0.465 | 0.535 | 0.6726 | 0.340 | 0.531 |
| 347V | 0.251 | 0.377 | 0.4213 | 0.5334 | 0.271 | 0.419 |
| 480V | 0.195 | 0.273 | 0.3044 | 0.3831 | 0.207 | 0.320 |

LUMEN MAINTENANCE

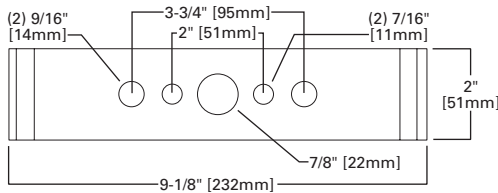
| Ambient Temperature | TM-21 Lumen Maintenance (60,000 Hours) | Theoretical L70 (Hours) |
|-----------------------|--|-------------------------|
| 6H x 6V (Wide) | | |
| 25°C | > 94.55% | > 388,000 |
| 40°C | > 93.58% | > 327,000 |
| 50°C | -- | -- |
| 3H x 3V (Spot) | | |
| 25°C | >92.18% | >262,000 |
| 40°C | >91.81% | >249,000 |

LUMEN MULTIPLIER

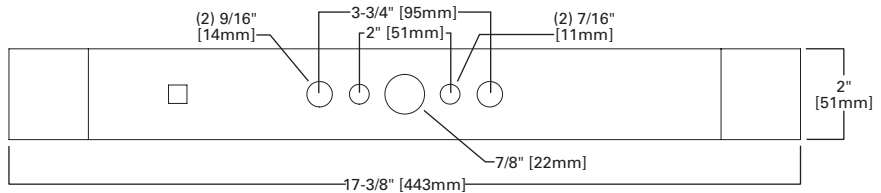
| Ambient Temperature | Lumen Multiplier |
|---------------------|------------------|
| 10°C | 1.03 |
| 15°C | 1.02 |
| 25°C | 1.00 |
| 40°C | 0.97 |
| 50°C | 0.96 |

DRILLING PATTERNS

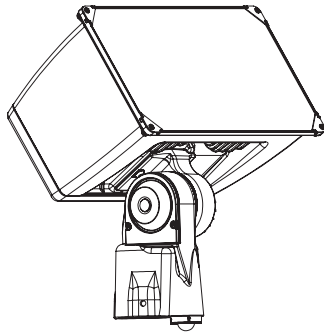
Trunnion Mount



Yoke Mount

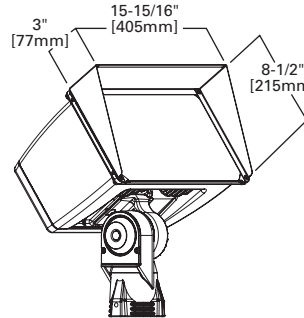


OPTIONAL INTEGRATED SENSOR

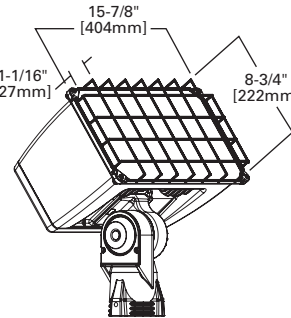


ACCESSORIES

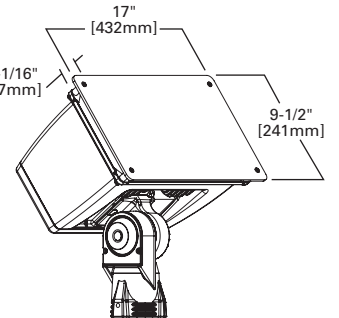
Top and Side Visors



Wire Guard



Vandal Shield



ORDERING INFORMATION

Sample Number: NFFLD-C40-E-UNV-66-S-CB-PER

| Product Family ¹ | Light Engine ² | Driver ³ | Voltage | Distribution | Mounting | Color |
|--|--|------------------------------------|--|---|---|---|
| NFFLD=Night Falcon LED Floodlight | C25=10,500 Nominal Lumens C40=16,900 Nominal Lumens C55=20,000 Nominal Lumens C70=24,000 Nominal Lumens | E=Non-Dimming D=Dimming (0-10V) | UNV=120-277V 347=347V ⁴ 480=480V ⁴ | 66=NEMA 6H x 6V Wide 33=NEMA 3H x 3V Wide ⁵ | S=Slipfitter ⁶ T=Trunnion Y=Yoke | CB=Carbon Bronze (Standard) BK=Black BZ=Bronze AP=Grey WH=White WHT=Summit White DP=Dark Platinum GM=Graphite Metallic |
| Options (Add as Suffix) | | | | Accessories (Order Separately) ¹¹ | | |
| 7030=70 CRI / 3000K ⁷ 7050=70 CRI / 5000K ⁷ 7060=70 CRI / 5700K ⁷ PER=NEMA 3-PIN Twistlock Photocontrol Receptacle PER7=NEMA 7-PIN Twistlock Photocontrol Receptacle ⁸ 10K=10kV/10kA UL 1449 Surge Protective Device HA=50°C High Ambient Temperature D10=<10% Dimming ⁸ MSP/DIM-L12=Integrated Sensor for Dimming Operation, 8' - 12' Mounting Height ^{9,10} MSP/DIM-L30=Integrated Sensor for Dimming Operation, 12' - 30' Mounting Height ^{9,10} MSP-L12=Integrated Sensor for ON/OFF Operation, 8' - 12' Mounting Height ^{9,10} MSP-L30=Integrated Sensor for ON/OFF Operation, 12' - 30' Mounting Height ^{9,10} | | | | FA63=3" O.D. Surface Mount Bracket ¹² OA1223=10kV/10kA UL 1449 Surge Protective Device Replacement OA/RA1013=Photocontrol Shorting Cap OA/RA1014=NEMA Photocontrol - 120V OA/RA1016=NEMA Photocontrol - Multi-Tap OA/RA1027=NEMA Photocontrol - 480V OA/RA1201=NEMA Photocontrol - 347V RAB-XX=Right Angle Pipe Bracket for Slipfitter SAB-XX=Steel Angle Bracket for Trunnion TYS-XX=Slipfitter Adapter for 2-3/8", 3" or 3-1/2" O.D. Tenon ¹³ TS2/NFFLD-XX=Top and Side Visors ¹⁴ VS/NFFLD=Vandal Shield ¹⁴ WG/NFFLD=Wire Guard ¹⁴ ISHH-01=Integrated Sensor Programming Remote | | |

NOTES:

- DesignLights Consortium® Qualified. Refer to www.designlights.org Qualified Products List under Family Models for details.
- Standard 4000K CCT and minimum 70 CRI. Consult IES file for actual lumen output.
- Consult factory for driver surge protection values.
- Not recommended for use with ungrounded, delta configured systems.
- Only available in C25 and C40 light engines.
- Fits 2-3/8" to 3" O.D. tenon, wire leads run through slipfitter.
- Extended lead times apply. Use dedicated IES files for 3000K and 5700K when performing layouts. These files are published on the Night Falcon luminaire product page on the website.
- Must order with dimming driver.
- 0-10V dimming driver required. Integrated sensor option only available in slipfitter mounting.
- Not available with Photocontrol.
- Replace XX with color designation. Additional brackets and adaptors available on the poles product page on the website.
- Not available with tenon mount.
- Not available with slipfitter mount.
- Cannot combine TS2 (Top and Side Visor), VS (Vandal Shield), or WG (Wire Guard), limited to one external guard per fixture.

STOCK ORDERING INFORMATION

Stock Sample Number: NFFLD-C40-S

| Series | Light Engine | Mounting | Voltage |
|--------------------|--|----------------------------|------------------------------|
| NFFLD=Night Falcon | C25=10,500 Nominal Lumens C40=16,900 Nominal Lumens | S=Slipfitter T=Trunnion | [BLANK]=120-277V 347=347V |

NOTES: Options not available with stock products. Order accessories as separate items for field installation. Refer to standard ordering information to add options. Refer to In-Stock Guide for availability. Stock fixture is 4000K, non-dimming, 120-277V or 347V 6Hx6V, carbon bronze only.

DESCRIPTION

The Night Falcon™ LED floodlight luminaire combines high-efficiency optics, superior thermal management and energy efficiency in a cost-effective solution. The compact, robust design incorporates a separate driver compartment for maximum heat dissipation to insure longevity of both the fixture and the LEDs. The Night Falcon luminaire uses precision engineered optics delivering superior uniformity and excellent illumination to the targeted application. Typical applications include area lighting for security, building facade lighting, accent and signage lighting in both commercial and industrial applications. The Night Falcon luminaire is UL/cUL listed for wet locations and is IP66 rated.

SPECIFICATION FEATURES

Construction

Heavy-duty, die-cast aluminum housing, driver compartment and driver housing door. A separate driver compartment and external fins provide optimal thermal management that result in longer LED and driver life. The housing, driver compartment and optical chamber are IP66 rated. Access to the driver for maintenance is achieved with a removable driver door using pan head screws. A one-piece silicone gasket seals the door to the fixture housing. The fixture is 3G vibration rated (ANSI C136.31) to ensure durability in area and site lighting applications. Suitable for mounting within 4' (1.2m) of the ground.

Optics

The LED chamber incorporates a vacuum metalized reflector that provides high-efficiency illumination. Optics are precisely designed to shape the the NEMA 6H x 6V wide distribution and the 3H x 3V spot distribution, maximizing efficiency and application spacing. Clear glass tempered lens with full circumference form-in-place silicone gasket protects the optics from damage. Offered standard in 4000K (+/- 275K) CCT and minimum 70 CRI. Optional 5700K, 5000K and 3000K CCT and minimum 70 CRI are available.

Electrical

LED driver is mounted to the removable die-cast aluminum door for optimal heat sinking and ease of maintenance. 120-277V 50/60Hz, 347V 60Hz or 480V 60Hz operation. Integral 6kV surge is standard. 10kV/10kA common- and differential- mode surge protection available as an option. 0-10V dimming driver is available to accommodate controls capability such as dimming and occupancy. Standard NEMA 3-PIN twistlock photocontrol receptacle and NEMA 7-PIN twistlock photocontrol receptacles are available as options. Suitable for ambient temperatures from -40°C to 40°C. Optional 50°C HA (high ambient) available. 92% lumen maintenance greater than 60,000 hours per IESNA TM-21 at 25°C.

Accessories

Heavy-duty steel top and side visors control glare and spill light. 1/8" thick UV stabilized vandal guard shields glass lens from impact when mounted at low levels. Easy to install wire guard features a heavy-gauge welded construction with corrosion resistant polyester powder coat finish to protect glass from projected objects.

| | | | |
|-------------|--|------|--|
| Catalog # | | Type | |
| Project | | | |
| Comments | | Date | |
| Prepared by | | | |

Mounting

Mounting options include an integral die-cast aluminum slipfitter that is preset to a tilt of 45°. The knuckle base is supplied with a tooth lock adjustment that can be adjusted in 5° increments to provide flexibility in aiming the fixture from a variety of surfaces. Visual 15° adjustment indicators on the knuckle allow for 180° field rotation of the floodlight assembly. The slipfitter fits standard 2-3/8"-3" O.D. tenon. The trunnion mounting includes a 3/16" polyester powder coated galvanized steel trunnion with a 16/3 SOW cord. The trunnion mount uses an interlocking slide adjustment that is locked into place with a set screw.

Finish

Housing and cast parts finished in five-stage super TGIC polyester powder coat paint, 2.5 mil nominal thickness for superior protection against fade and wear. Standard color is carbon bronze. Additional colors available in summit white, white, grey, bronze, black, dark platinum and graphite metallic. Consult your lighting representative at Eaton for a complete selection of standard colors.

Warranty

Five-year warranty.



NFFLD NIGHT FALCON

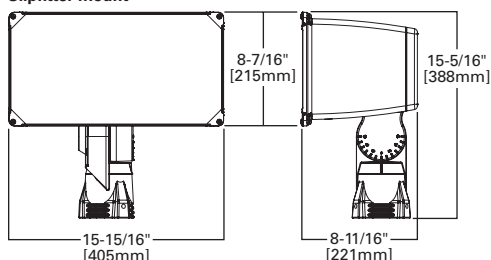
Solid State LED

FLOODLIGHT

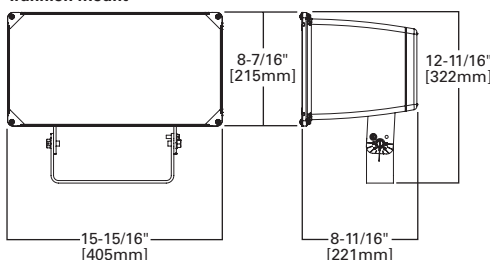


DIMENSIONS

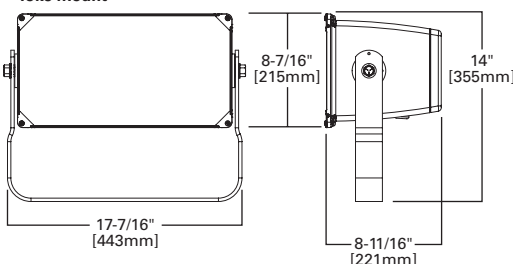
Slipfitter Mount



Trunnion Mount



Yoke Mount



CERTIFICATION DATA

UL/cUL Wet Location Listed
IP66 Fixture and Optical Chamber
LM79/LM80 Compliant
3G Vibration Rated
RoHS Compliant
DesignLights Consortium® Qualified*

ENERGY DATA

Electronic LED Driver
> 0.9 Power Factor
< 20% Total Harmonic Distortion
120V 50/60Hz, 347V/60Hz and 480V/60Hz
-40°C Minimum Ambient Temperature Rating
+40°C Maximum Ambient Temperature Rating

EPA

Effective Projected Area (Sq. Ft.): 1.25

SHIPPING DATA

Approximate Net Weight:
20 lbs. (9.09 kgs.)



POWER AND LUMENS

| | 6x6 | | | | 3x3 | | | |
|-----------------------------|-----------|----------------|----------------|----------------|-----------|----------------|----------------|----------------|
| | NFFLD-C25 | NFFLD-C25-7030 | NFFLD-C25-7050 | NFFLD-C25-7060 | NFFLD-C25 | NFFLD-C25-7030 | NFFLD-C25-7050 | NFFLD-C25-7060 |
| C25 LED | | | | | | | | |
| Delivered Lumens | 10,530 | 10,122 | 10,383 | 10,217 | 10,272 | 9,874 | 10,128 | 9,967 |
| CCT (Kelvin) | 4000K | 3000K | 5000K | 5700K | 4000K | 3000K | 5000K | 5700K |
| CRI (Color Rendering Index) | 70 | 70 | 70 | 70 | 70 | 70 | 70 | 70 |
| Power Consumption (Watts) | 85W | 85W | 85W | 85W | 93W | 93W | 93W | 93W |
| C40 LED | | | | | | | | |
| Delivered Lumens | 16,932 | 16,268 | 16,686 | 16,421 | 14,113 | 13,567 | 13,916 | 13,694 |
| CCT (Kelvin) | 4000K | 3000K | 5000K | 5700K | 4000K | 3000K | 5000K | 5700K |
| CRI (Color Rendering Index) | 70 | 70 | 70 | 70 | 70 | 70 | 70 | 70 |
| Power Consumption (Watts) | 128W | 128W | 128W | 128W | 143W | 143W | 143W | 143W |
| C55 LED | | | | | | | | |
| Delivered Lumens | 19,943 | 19,407 | 20,144 | 20,285 | | | | |
| CCT (Kelvin) | 4000K | 3000K | 5000K | 5700K | | | | |
| CRI (Color Rendering Index) | 70 | 70 | 70 | 70 | | | | |
| Power Consumption (Watts) | 145W | 145W | 145W | 145W | | | | |
| C70 LED | | | | | | | | |
| Delivered Lumens | 23,797 | 23,157 | 24,037 | 24,205 | | | | |
| CCT (Kelvin) | 4000K | 3000K | 5000K | 5700K | | | | |
| CRI (Color Rendering Index) | 70 | 70 | 70 | 70 | | | | |
| Power Consumption (Watts) | 184W | 184W | 184W | 184W | | | | |

CURRENT DRAW

| Voltage (V) | Model Series | | | | | |
|-------------|--------------|-------------|-------------|-------------|-------------|-------------|
| | 6x6 | | | | 3x3 | |
| | NFFLD-C25 | NFFLD-C40 | NFFLD-C55 | NFFLD-C70 | NFFLD-C25 | NFFLD-C40 |
| | Current (A) | Current (A) | Current (A) | Current (A) | Current (A) | Current (A) |
| 120V | 0.708 | 1.070 | 1.2299 | 1.5695 | 0.778 | 1.190 |
| 277V | 0.340 | 0.465 | 0.535 | 0.6726 | 0.340 | 0.531 |
| 347V | 0.251 | 0.377 | 0.4213 | 0.5334 | 0.271 | 0.419 |
| 480V | 0.195 | 0.273 | 0.3044 | 0.3831 | 0.207 | 0.320 |

LUMEN MAINTENANCE

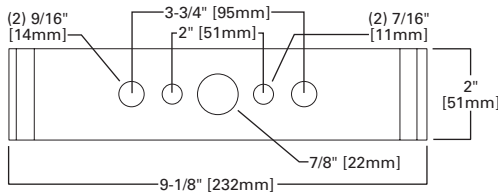
| Ambient Temperature | TM-21 Lumen Maintenance (60,000 Hours) | Theoretical L70 (Hours) |
|-----------------------|--|-------------------------|
| 6H x 6V (Wide) | | |
| 25°C | > 94.55% | > 388,000 |
| 40°C | > 93.58% | > 327,000 |
| 50°C | -- | -- |
| 3H x 3V (Spot) | | |
| 25°C | >92.18% | >262,000 |
| 40°C | >91.81% | >249,000 |

LUMEN MULTIPLIER

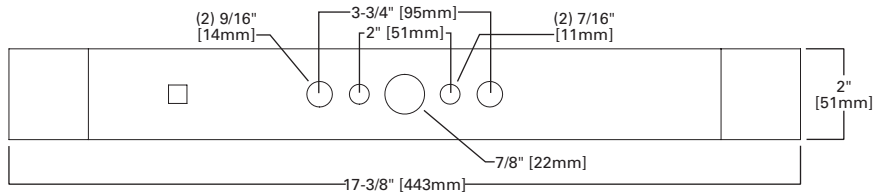
| Ambient Temperature | Lumen Multiplier |
|---------------------|------------------|
| 10°C | 1.03 |
| 15°C | 1.02 |
| 25°C | 1.00 |
| 40°C | 0.97 |
| 50°C | 0.96 |

DRILLING PATTERNS

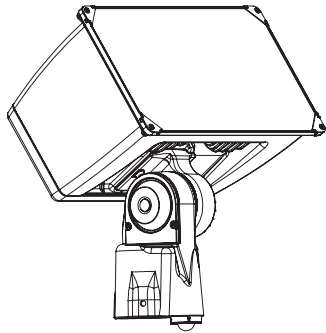
Trunnion Mount



Yoke Mount

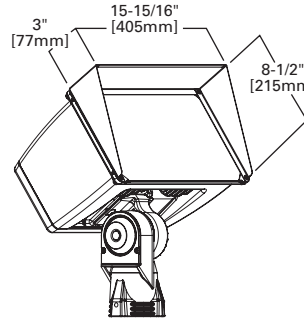


OPTIONAL INTEGRATED SENSOR

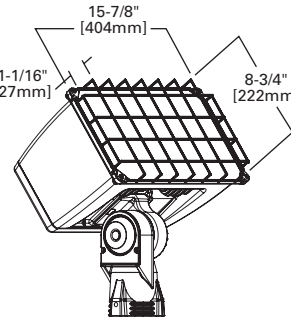


ACCESSORIES

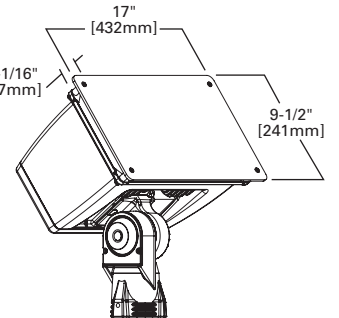
Top and Side Visors



Wire Guard



Vandal Shield



ORDERING INFORMATION

Sample Number: NFFLD-C40-E-UNV-66-S-CB-PER

| Product Family ¹ | Light Engine ² | Driver ³ | Voltage | Distribution | Mounting | Color |
|--|--|------------------------------------|--|---|---|---|
| NFFLD=Night Falcon LED Floodlight | C25=10,500 Nominal Lumens C40=16,900 Nominal Lumens C55=20,000 Nominal Lumens C70=24,000 Nominal Lumens | E=Non-Dimming D=Dimming (0-10V) | UNV=120-277V 347=347V ⁴ 480=480V ⁴ | 66=NEMA 6H x 6V Wide 33=NEMA 3H x 3V Wide ⁵ | S=Slipfitter ⁶ T=Trunnion Y=Yoke | CB=Carbon Bronze (Standard) BK=Black BZ=Bronze AP=Grey WH=White WHT=Summit White DP=Dark Platinum GM=Graphite Metallic |
| Options (Add as Suffix) | | | | Accessories (Order Separately) ¹¹ | | |
| 7030=70 CRI / 3000K ⁷ 7050=70 CRI / 5000K ⁷ 7060=70 CRI / 5700K ⁷ PER=NEMA 3-PIN Twistlock Photocontrol Receptacle PER7=NEMA 7-PIN Twistlock Photocontrol Receptacle ⁸ 10K=10kV/10kA UL 1449 Surge Protective Device HA=50°C High Ambient Temperature D10=<10% Dimming ⁸ MSP/DIM-L12=Integrated Sensor for Dimming Operation, 8' - 12' Mounting Height ^{9,10} MSP/DIM-L30=Integrated Sensor for Dimming Operation, 12' - 30' Mounting Height ^{9,10} MSP-L12=Integrated Sensor for ON/OFF Operation, 8' - 12' Mounting Height ^{9,10} MSP-L30=Integrated Sensor for ON/OFF Operation, 12' - 30' Mounting Height ^{9,10} | | | | FA63=3" O.D. Surface Mount Bracket ¹² OA1223=10kV/10kA UL 1449 Surge Protective Device Replacement OA/RA1013=Photocontrol Shorting Cap OA/RA1014=NEMA Photocontrol - 120V OA/RA1016=NEMA Photocontrol - Multi-Tap OA/RA1027=NEMA Photocontrol - 480V OA/RA1201=NEMA Photocontrol - 347V RAB-XX=Right Angle Pipe Bracket for Slipfitter SAB-XX=Steel Angle Bracket for Trunnion TYS-XX=Slipfitter Adapter for 2-3/8", 3" or 3-1/2" O.D. Tenon ¹³ TS2/NFFLD-XX=Top and Side Visors ¹⁴ VS/NFFLD=Vandal Shield ¹⁴ WG/NFFLD=Wire Guard ¹⁴ ISHH-01=Integrated Sensor Programming Remote | | |

NOTES:

- DesignLights Consortium® Qualified. Refer to www.designlights.org Qualified Products List under Family Models for details.
- Standard 4000K CCT and minimum 70 CRI. Consult IES file for actual lumen output.
- Consult factory for driver surge protection values.
- Not recommended for use with ungrounded, delta configured systems.
- Only available in C25 and C40 light engines.
- Fits 2-3/8" to 3" O.D. tenon, wire leads run through slipfitter.
- Extended lead times apply. Use dedicated IES files for 3000K and 5700K when performing layouts. These files are published on the Night Falcon luminaire product page on the website.
- Must order with dimming driver.
- 0-10V dimming driver required. Integrated sensor option only available in slipfitter mounting.
- Not available with Photocontrol.
- Replace XX with color designation. Additional brackets and adaptors available on the poles product page on the website.
- Not available with tenon mount.
- Not available with slipfitter mount.
- Cannot combine TS2 (Top and Side Visor), VS (Vandal Shield), or WG (Wire Guard), limited to one external guard per fixture.

STOCK ORDERING INFORMATION

Stock Sample Number: NFFLD-C40-S

| Series | Light Engine | Mounting | Voltage |
|--------------------|--|----------------------------|------------------------------|
| NFFLD=Night Falcon | C25=10,500 Nominal Lumens C40=16,900 Nominal Lumens | S=Slipfitter T=Trunnion | [BLANK]=120-277V 347=347V |

NOTES: Options not available with stock products. Order accessories as separate items for field installation. Refer to standard ordering information to add options. Refer to In-Stock Guide for availability. Stock fixture is 4000K, non-dimming, 120-277V or 347V 6Hx6V, carbon bronze only.