

# Threadless Compression and Set-Screw Couplings and Connectors For RMC and IMC

NEC/CEC — Suitable for use in the following  
Hazardous Locations:  
Class I, Division 2 per NEC 501.10(B)(1)(1)

## Application

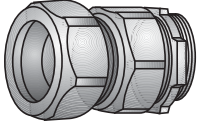
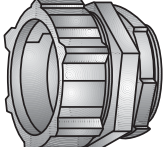
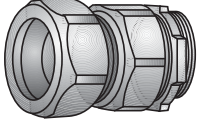
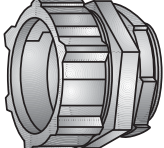
- Compression couplings are used to join lengths of rigid metal conduit.
- Compression connectors are used to secure and terminate rigid metal conduit to enclosures.
- Set-screw couplings are used to join lengths of rigid metal conduit and IMC.
- Set-screw connectors are used to secure and terminate rigid metal conduit and IMC to enclosures.

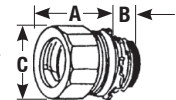
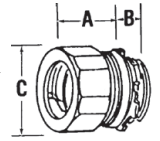
## NEC/CEC Certifications and Compliances

- UL Standard: 514B
- UL Listed: E-11853 (NTC 1/2 - 2) (NTCC 1/2 - 2)
- CSA Standard: C22.2 No. 18.3
- CSA Certified: 065178 (SNTC and SNRTC)
- NEMA: FB-1

## Standard Materials

- Malleable iron/zinc electroplate

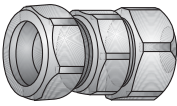
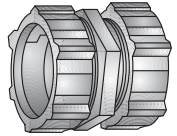

	Trade Size (Inches)	Dimensions in Millimeters (Inches)			Appleton™ Catalog Number	O-Z/Gedney™ Catalog Number
		A	B	C		
<b>Compression Connectors - Concretetight</b>						
	1/2	19.1 (0.75)	35.1 (1.38)	11.2 (0.44)	<b>NTC-50</b>	<b>31-050</b>
	3/4	22.4 (0.88)	39.6 (1.56)	11.2 (0.44)	<b>NTC-75</b>	<b>31-075</b>
	1	30.2 (1.19)	49.3 (1.94)	14.2 (0.56)	<b>NTC-100</b>	<b>31-100</b>
	1-1/4	35.1 (1.38)	58.7 (2.31)	16.0 (0.63)	<b>NTC-125</b>	<b>31-125</b>
	1-1/2	35.1 (1.38)	66.8 (2.63)	16.0 (0.63)	<b>NTC-150</b>	<b>31-150</b>
	2	38.1 (1.50)	84.1 (3.31)	17.5 (0.69)	<b>NTC-200</b>	<b>31-200</b>
	2 - 1/2	54.1 (2.13)	102.4 (4.03)	25.4 (1.0)	<b>NTC-250</b> ①	<b>31-250</b> ①
	3	62.0 (2.44)	122.2 (4.81)	25.4 (1.0)	<b>NTC-300</b> ①	<b>31-300</b> ①
	3 - 1/2	66.8 (2.63)	139.7 (5.50)	30.2 (1.19)	<b>NTC-350</b> ①	<b>31-350</b> ①
	4	65.0 (2.56)	155.7 (6.13)	31.8 (1.25)	<b>NTC-400</b> ①	<b>31-400</b> ①
	5	55.63 (2.19)	187.45 (7.38)	28.7 (1.13)	—	<b>31-500</b> ①
	6	60.45 (2.38)	217.42 (8.56)	35.05 (1.38)	—	<b>31-600</b> ①
<b>Compression Connectors — Insulated — Concretetight</b>						
	1/2	19.1 (0.75)	35.1 (1.38)	11.2 (0.44)	<b>RNTC-50</b>	<b>31-050T</b>
	3/4	22.4 (0.88)	39.6 (1.56)	11.2 (0.44)	<b>RNTC-75</b>	<b>31-075T</b>
	1	30.2 (1.19)	49.3 (1.94)	14.2 (0.56)	<b>RNTC-100</b>	<b>31-100T</b>
	1-1/4	35.1 (1.38)	58.7 (2.31)	16.0 (0.63)	<b>RNTC-125</b>	<b>31-125T</b>
	1-1/2	35.1 (1.38)	66.8 (2.63)	16.0 (0.63)	<b>RNTC-150</b>	<b>31-150T</b>
	2	38.1 (1.50)	84.1 (3.31)	17.5 (0.69)	<b>RNTC-200</b>	<b>31-200T</b>
	2-1/2	54.1 (2.13)	102.36 (4.03)	25.4 (1.0)	—	<b>31-250T</b> ①
	3	61.98 (2.44)	122.17 (4.81)	25.4 (1.0)	—	<b>31-300T</b> ①
	3-1/2	66.8 (2.63)	139.7 (5.5)	30.23 (1.19)	—	<b>31-350T</b> ①
	4	65.02 (2.56)	155.7 (6.13)	31.75 (1.25)	—	<b>31-400T</b> ①
	5	55.63 (2.19)	187.45 (7.38)	28.7 (1.13)	—	<b>31-500T</b> ①
	6	60.45 (2.38)	217.42 (8.56)	35.05 (1.38)	—	<b>31-600T</b> ①

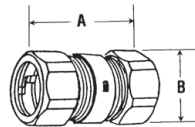


① Not UL Listed.

# Threadless Compression and Set-Screw Couplings and Connectors For RMC and IMC

NEC/CEC — Suitable for use in the following  
Hazardous Locations:  
Class I, Division 2 per NEC 501.10(B)(1)(1)

	Trade Size (Inches)	Dimensions in Millimeters (Inches)			Appleton™ Catalog Number	O-Z/Gedney™ Catalog Number
		A	B	C		
<b>Compression Couplings - Concretetight</b>						
	1/2	42.9 (1.69)	35.1 (1.38)	—	<b>NTCC-50</b>	<b>30-050</b>
	3/4	44.5 (1.75)	39.6 (1.56)	—	<b>NTCC-75</b>	<b>30-075</b>
	1	49.3 (1.94)	49.3 (1.94)	—	<b>NTCC-100</b>	<b>30-100</b>
	1-1/4	63.5 (2.50)	58.7 (2.31)	—	<b>NTCC-125</b>	<b>30-125</b>
	1-1/2	65.0 (2.56)	66.8 (2.63)	—	<b>NTCC-150</b>	<b>30-150</b>
	2	73.2 (2.88)	84.1 (3.31)	—	<b>NTCC-200</b>	<b>30-200</b>
	2 - 1/2	100.1 (3.94)	102.4 (4.03)	—	<b>NTCC-250</b> ①	<b>30-250</b> ①
	3	109.5 (4.31)	122.2 (4.81)	—	<b>NTCC-300</b> ①	<b>30-300</b> ①
	3 - 1/2	114.3 (4.50)	139.7 (5.50)	—	<b>NTCC-350</b> ①	<b>30-350</b> ①
	4	115.8 (4.56)	155.7 (6.13)	—	<b>NTCC-400</b> ①	<b>30-400</b> ①
	5	98.55 (3.88)	187.45 (7.38)	—	—	<b>30-500</b> ①
	6	107.95 (4.25)	217.42 (8.56)	—	—	<b>30-600</b> ①
<b>90° Compression Box Connectors - Concretetight</b>						
	1/2	36.6 (1.44)	11.2 (0.44)	27.7 (1.09)	<b>NL90-50L</b> ①	—
	3/4	41.4 (1.63)	11.2 (0.44)	31.8 (1.25)	<b>NL90-75L</b> ①	—

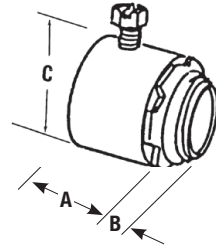


① Not UL Listed.

# Threadless Compression and Set-Screw Couplings and Connectors For RMC and IMC

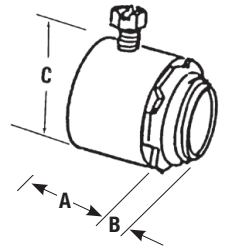
NEC/CEC — Suitable for use in the following  
Hazardous Locations:  
Class I, Division 2 per NEC 501.10(B)(1)(1)

Trade Size (Inches)	Dimensions in Millimeters (Inches)			Appleton™ Catalog Number	O-Z/Gedney™ Catalog Number
	A	B	C		
1/2	24.6 (0.97)	31.8 (1.25)	11.2 (0.44)	SNTC-50	28-050
3/4	20.6 (0.81)	36.6 (1.44)	11.2 (0.44)	SNTC-75	28-075
1	36.6 (1.44)	44.5 (1.75)	13.5 (0.53)	SNTC-100	28-100
1-1/4	39.6 (1.56)	54.1 (2.13)	16.0 (0.63)	SNTC-125	28-125
1-1/2	44.5 (1.75)	60.5 (2.38)	16.0 (0.63)	SNTC-150	28-150
2	47.8 (1.88)	73.2 (2.88)	16.0 (0.63)	SNTC-200	28-200
2 - 1/2	54.1 (2.13)	90.4 (3.56)	25.4 (1.00)	SNTC-250	28-250
3	60.5 (2.38)	108 (4.25)	25.4 (1.00)	SNTC-300	28-300
3 - 1/2	69.9 (2.75)	120.7 (4.75)	28.3 (1.13)	SNTC-350	28-350
4	76.2 (3.00)	133.4 (5.25)	28.3 (1.13)	SNTC-400	28-400
5	101.6 (4.0)	171.45 (6.75)	31.75 (1.25)	—	28-500



## Set Screw Connectors — Insulated — Concretetight when taped

1/2	24.6 (0.97)	31.8 (1.25)	11.2 (0.44)	SRNTC-50	28-050T
3/4	20.6 (0.81)	36.6 (1.44)	11.2 (0.44)	SRNTC-75	28-075T
1	36.6 (1.44)	44.5 (1.75)	13.5 (0.53)	SRNTC-100	28-100T
1-1/4	39.6 (1.56)	54.1 (2.13)	16.0 (0.63)	SRNTC-125	28-125T
1-1/2	44.5 (1.75)	60.5 (2.38)	16.0 (0.63)	SRNTC-150	28-150T
2	47.8 (1.88)	73.2 (2.88)	16.0 (0.63)	SRNTC-200	28-200T
2 - 1/2	54.1 (2.13)	90.4 (3.56)	25.4 (1.00)	SRNTC-250	28-250T
3	60.5 (2.38)	108 (4.25)	25.4 (1.00)	SRNTC-300	28-300T
3 - 1/2	69.9 (2.75)	120.7 (4.75)	28.3 (1.13)	SRNTC-350	28-350T
4	76.2 (3.00)	133.4 (5.25)	28.3 (1.13)	SRNTC-400	28-400T
5	101.6 (4.0)	171.45 (6.75)	31.75 (1.25)	—	28-500T

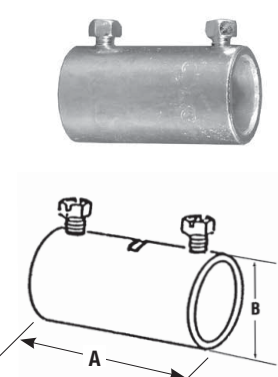


Ⓢ Not UL Listed.

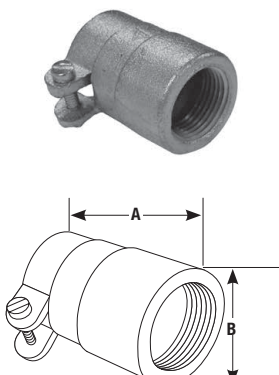
Visit our website at [www.emerson.com](http://www.emerson.com) or contact us at (800) 621-1506.  
© June 2017

# Threadless Compression and Set-Screw Couplings and Connectors For RMC and IMC

NEC/CEC — Suitable for use in the following  
Hazardous Locations:  
Class I, Division 2 per NEC 501.10(B)(1)(1)

	Trade Size (Inches)	Cable (Inches)	Max. Diameter (Inches)	Dimensions in Millimeters (Inches)			Appleton™ Catalog Number	O-Z/Gedney™ Catalog Number
				A	B	C		
<b>Set Screw Couplings — Concretetight when taped — Steel</b>								
	1/2	—	—	44.5 (1.75)	31.8 (1.25)	—	<b>SNTCC-50</b>	<b>29-050</b>
	3/4	—	—	54.1 (2.13)	36.6 (1.44)	—	<b>SNTCC-75</b>	<b>29-075</b>
	1	—	—	66.8 (2.63)	44.5 (1.75)	—	<b>SNTCC-100</b>	<b>29-100</b>
	1-1/4	—	—	69.9 (2.75)	54.1 (2.13)	—	<b>SNTCC-125</b>	<b>29-125</b>
	1-1/2	—	—	79.5 (3.13)	60.5 (2.38)	—	<b>SNTCC-150</b>	<b>29-150</b>
	2	—	—	85.9 (3.38)	73.2 (2.88)	—	<b>SNTCC-200</b>	<b>29-200</b>
	2 - 1/2	—	—	98.6 (3.88)	90.4 (3.56)	—	<b>SNTCC-250</b>	<b>29-250</b>
	3	—	—	111.3 (4.38)	107.2 (4.22)	—	<b>SNTCC-300</b>	<b>29-300</b>
	3 - 1/2	—	—	127 (5.00)	120.7 (4.75)	—	<b>SNTCC-350</b>	<b>29-350</b>
	4	—	—	139.7 (5.50)	133.4 (5.25)	—	<b>SNTCC-400</b>	<b>29-400</b>
	5	—	—	190.5 (7.5)	171.45 (6.75)	—	—	<b>29-500</b>
6	—	—	215.9 (8.5)	200.15 (7.88)	—	—	<b>29-600</b>	

## Combination Armored Cable/Flexible Metal Conduit to Rigid Metal Conduit Couplings ①

	1/2	3/8AC	—	23.9 (0.94)	39.6 (1.56)	17.5 (0.69)	<b>RCC38-50</b>	—
	3/4	1/2FMC	15/16	25.4 (1.00)	44.5 (1.75)	23.9 (0.94)	<b>RCC-50</b>	—
	1	3/4FMC	1 - 1/8	30.2 (1.19)	46.0 (1.81)	26.9 (1.06)	<b>RCC-75</b>	—

① Not UL Listed or CSA Certified.

# Threadless Compression and Set-Screw Couplings and Connectors For RMC and IMC

NEC/CEC — Suitable for use in the following  
Hazardous Locations:  
Class I, Division 2 per NEC 501.10(B)(1)(1)

## Application

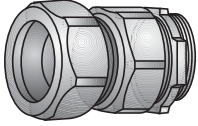
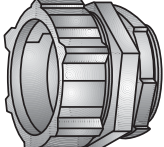
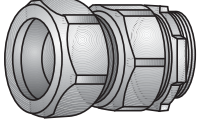
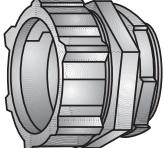
- Compression couplings are used to join lengths of rigid metal conduit.
- Compression connectors are used to secure and terminate rigid metal conduit to enclosures.
- Set-screw couplings are used to join lengths of rigid metal conduit and IMC.
- Set-screw connectors are used to secure and terminate rigid metal conduit and IMC to enclosures.

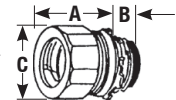
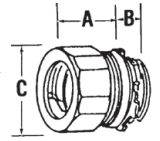
## NEC/CEC Certifications and Compliances

- UL Standard: 514B
- UL Listed: E-11853 (NTC 1/2 - 2) (NTCC 1/2 - 2)
- CSA Standard: C22.2 No. 18.3
- CSA Certified: 065178 (SNTC and SNRTC)
- NEMA: FB-1

## Standard Materials

- Malleable iron/zinc electroplate

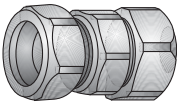
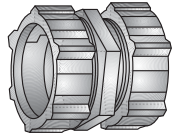

	Trade Size (Inches)	Dimensions in Millimeters (Inches)			Appleton™ Catalog Number	O-Z/Gedney™ Catalog Number
		A	B	C		
<b>Compression Connectors - Concretetight</b>						
	1/2	19.1 (0.75)	35.1 (1.38)	11.2 (0.44)	<b>NTC-50</b>	<b>31-050</b>
	3/4	22.4 (0.88)	39.6 (1.56)	11.2 (0.44)	<b>NTC-75</b>	<b>31-075</b>
	1	30.2 (1.19)	49.3 (1.94)	14.2 (0.56)	<b>NTC-100</b>	<b>31-100</b>
	1-1/4	35.1 (1.38)	58.7 (2.31)	16.0 (0.63)	<b>NTC-125</b>	<b>31-125</b>
	1-1/2	35.1 (1.38)	66.8 (2.63)	16.0 (0.63)	<b>NTC-150</b>	<b>31-150</b>
	2	38.1 (1.50)	84.1 (3.31)	17.5 (0.69)	<b>NTC-200</b>	<b>31-200</b>
	2 - 1/2	54.1 (2.13)	102.4 (4.03)	25.4 (1.0)	<b>NTC-250</b> ①	<b>31-250</b> ①
	3	62.0 (2.44)	122.2 (4.81)	25.4 (1.0)	<b>NTC-300</b> ①	<b>31-300</b> ①
	3 - 1/2	66.8 (2.63)	139.7 (5.50)	30.2 (1.19)	<b>NTC-350</b> ①	<b>31-350</b> ①
	4	65.0 (2.56)	155.7 (6.13)	31.8 (1.25)	<b>NTC-400</b> ①	<b>31-400</b> ①
	5	55.63 (2.19)	187.45 (7.38)	28.7 (1.13)	—	<b>31-500</b> ①
	6	60.45 (2.38)	217.42 (8.56)	35.05 (1.38)	—	<b>31-600</b> ①
<b>Compression Connectors — Insulated — Concretetight</b>						
	1/2	19.1 (0.75)	35.1 (1.38)	11.2 (0.44)	<b>RNTC-50</b>	<b>31-050T</b>
	3/4	22.4 (0.88)	39.6 (1.56)	11.2 (0.44)	<b>RNTC-75</b>	<b>31-075T</b>
	1	30.2 (1.19)	49.3 (1.94)	14.2 (0.56)	<b>RNTC-100</b>	<b>31-100T</b>
	1-1/4	35.1 (1.38)	58.7 (2.31)	16.0 (0.63)	<b>RNTC-125</b>	<b>31-125T</b>
	1-1/2	35.1 (1.38)	66.8 (2.63)	16.0 (0.63)	<b>RNTC-150</b>	<b>31-150T</b>
	2	38.1 (1.50)	84.1 (3.31)	17.5 (0.69)	<b>RNTC-200</b>	<b>31-200T</b>
	2-1/2	54.1 (2.13)	102.36 (4.03)	25.4 (1.0)	—	<b>31-250T</b> ①
	3	61.98 (2.44)	122.17 (4.81)	25.4 (1.0)	—	<b>31-300T</b> ①
	3-1/2	66.8 (2.63)	139.7 (5.5)	30.23 (1.19)	—	<b>31-350T</b> ①
	4	65.02 (2.56)	155.7 (6.13)	31.75 (1.25)	—	<b>31-400T</b> ①
	5	55.63 (2.19)	187.45 (7.38)	28.7 (1.13)	—	<b>31-500T</b> ①
	6	60.45 (2.38)	217.42 (8.56)	35.05 (1.38)	—	<b>31-600T</b> ①

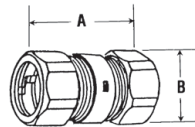


① Not UL Listed.

# Threadless Compression and Set-Screw Couplings and Connectors For RMC and IMC

NEC/CEC — Suitable for use in the following  
Hazardous Locations:  
Class I, Division 2 per NEC 501.10(B)(1)(1)

	Trade Size (Inches)	Dimensions in Millimeters (Inches)			Appleton™ Catalog Number	O-Z/Gedney™ Catalog Number
		A	B	C		
<b>Compression Couplings - Concretetight</b>						
	1/2	42.9 (1.69)	35.1 (1.38)	—	<b>NTCC-50</b>	<b>30-050</b>
	3/4	44.5 (1.75)	39.6 (1.56)	—	<b>NTCC-75</b>	<b>30-075</b>
	1	49.3 (1.94)	49.3 (1.94)	—	<b>NTCC-100</b>	<b>30-100</b>
	1-1/4	63.5 (2.50)	58.7 (2.31)	—	<b>NTCC-125</b>	<b>30-125</b>
	1-1/2	65.0 (2.56)	66.8 (2.63)	—	<b>NTCC-150</b>	<b>30-150</b>
	2	73.2 (2.88)	84.1 (3.31)	—	<b>NTCC-200</b>	<b>30-200</b>
	2 - 1/2	100.1 (3.94)	102.4 (4.03)	—	<b>NTCC-250</b> ①	<b>30-250</b> ①
	3	109.5 (4.31)	122.2 (4.81)	—	<b>NTCC-300</b> ①	<b>30-300</b> ①
	3 - 1/2	114.3 (4.50)	139.7 (5.50)	—	<b>NTCC-350</b> ①	<b>30-350</b> ①
	4	115.8 (4.56)	155.7 (6.13)	—	<b>NTCC-400</b> ①	<b>30-400</b> ①
	5	98.55 (3.88)	187.45 (7.38)	—	—	<b>30-500</b> ①
	6	107.95 (4.25)	217.42 (8.56)	—	—	<b>30-600</b> ①
<b>90° Compression Box Connectors - Concretetight</b>						
	1/2	36.6 (1.44)	11.2 (0.44)	27.7 (1.09)	<b>NL90-50L</b> ①	—
	3/4	41.4 (1.63)	11.2 (0.44)	31.8 (1.25)	<b>NL90-75L</b> ①	—

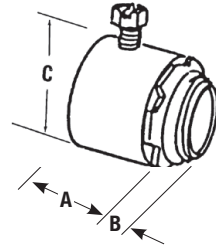


① Not UL Listed.

# Threadless Compression and Set-Screw Couplings and Connectors For RMC and IMC

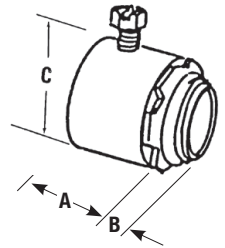
NEC/CEC — Suitable for use in the following  
Hazardous Locations:  
Class I, Division 2 per NEC 501.10(B)(1)(1)

Trade Size (Inches)	Dimensions in Millimeters (Inches)			Appleton™ Catalog Number	O-Z/Gedney™ Catalog Number
	A	B	C		
1/2	24.6 (0.97)	31.8 (1.25)	11.2 (0.44)	SNTC-50	28-050
3/4	20.6 (0.81)	36.6 (1.44)	11.2 (0.44)	SNTC-75	28-075
1	36.6 (1.44)	44.5 (1.75)	13.5 (0.53)	SNTC-100	28-100
1-1/4	39.6 (1.56)	54.1 (2.13)	16.0 (0.63)	SNTC-125	28-125
1-1/2	44.5 (1.75)	60.5 (2.38)	16.0 (0.63)	SNTC-150	28-150
2	47.8 (1.88)	73.2 (2.88)	16.0 (0.63)	SNTC-200	28-200
2 - 1/2	54.1 (2.13)	90.4 (3.56)	25.4 (1.00)	SNTC-250	28-250
3	60.5 (2.38)	108 (4.25)	25.4 (1.00)	SNTC-300	28-300
3 - 1/2	69.9 (2.75)	120.7 (4.75)	28.3 (1.13)	SNTC-350	28-350
4	76.2 (3.00)	133.4 (5.25)	28.3 (1.13)	SNTC-400	28-400
5	101.6 (4.0)	171.45 (6.75)	31.75 (1.25)	—	28-500



## Set Screw Connectors — Insulated — Concretetight when taped

1/2	24.6 (0.97)	31.8 (1.25)	11.2 (0.44)	SRNTC-50	28-050T
3/4	20.6 (0.81)	36.6 (1.44)	11.2 (0.44)	SRNTC-75	28-075T
1	36.6 (1.44)	44.5 (1.75)	13.5 (0.53)	SRNTC-100	28-100T
1-1/4	39.6 (1.56)	54.1 (2.13)	16.0 (0.63)	SRNTC-125	28-125T
1-1/2	44.5 (1.75)	60.5 (2.38)	16.0 (0.63)	SRNTC-150	28-150T
2	47.8 (1.88)	73.2 (2.88)	16.0 (0.63)	SRNTC-200	28-200T
2 - 1/2	54.1 (2.13)	90.4 (3.56)	25.4 (1.00)	SRNTC-250	28-250T
3	60.5 (2.38)	108 (4.25)	25.4 (1.00)	SRNTC-300	28-300T
3 - 1/2	69.9 (2.75)	120.7 (4.75)	28.3 (1.13)	SRNTC-350	28-350T
4	76.2 (3.00)	133.4 (5.25)	28.3 (1.13)	SRNTC-400	28-400T
5	101.6 (4.0)	171.45 (6.75)	31.75 (1.25)	—	28-500T



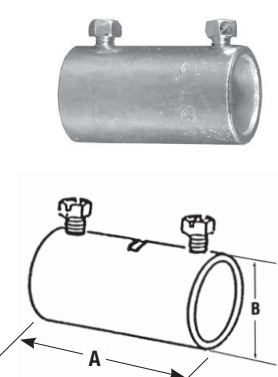
Ⓢ Not UL Listed.

Visit our website at [www.emerson.com](http://www.emerson.com) or contact us at (800) 621-1506.  
© June 2017

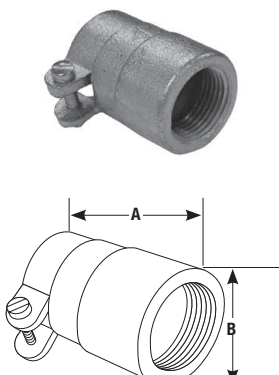


# Threadless Compression and Set-Screw Couplings and Connectors For RMC and IMC

NEC/CEC — Suitable for use in the following  
Hazardous Locations:  
Class I, Division 2 per NEC 501.10(B)(1)(1)

	Trade Size (Inches)	Cable (Inches)	Max. Diameter (Inches)	Dimensions in Millimeters (Inches)			Appleton™ Catalog Number	O-Z/Gedney™ Catalog Number
				A	B	C		
<b>Set Screw Couplings — Concretetight when taped — Steel</b>								
	1/2	—	—	44.5 (1.75)	31.8 (1.25)	—	<b>SNTCC-50</b>	<b>29-050</b>
	3/4	—	—	54.1 (2.13)	36.6 (1.44)	—	<b>SNTCC-75</b>	<b>29-075</b>
	1	—	—	66.8 (2.63)	44.5 (1.75)	—	<b>SNTCC-100</b>	<b>29-100</b>
	1-1/4	—	—	69.9 (2.75)	54.1 (2.13)	—	<b>SNTCC-125</b>	<b>29-125</b>
	1-1/2	—	—	79.5 (3.13)	60.5 (2.38)	—	<b>SNTCC-150</b>	<b>29-150</b>
	2	—	—	85.9 (3.38)	73.2 (2.88)	—	<b>SNTCC-200</b>	<b>29-200</b>
	2 - 1/2	—	—	98.6 (3.88)	90.4 (3.56)	—	<b>SNTCC-250</b>	<b>29-250</b>
	3	—	—	111.3 (4.38)	107.2 (4.22)	—	<b>SNTCC-300</b>	<b>29-300</b>
	3 - 1/2	—	—	127 (5.00)	120.7 (4.75)	—	<b>SNTCC-350</b>	<b>29-350</b>
	4	—	—	139.7 (5.50)	133.4 (5.25)	—	<b>SNTCC-400</b>	<b>29-400</b>
5	—	—	190.5 (7.5)	171.45 (6.75)	—	—	<b>29-500</b>	
6	—	—	215.9 (8.5)	200.15 (7.88)	—	—	<b>29-600</b>	

## Combination Armored Cable/Flexible Metal Conduit to Rigid Metal Conduit Couplings ①

	1/2	3/8AC	—	23.9 (0.94)	39.6 (1.56)	17.5 (0.69)	<b>RCC38-50</b>	—
	3/4	1/2FMC	15/16	25.4 (1.00)	44.5 (1.75)	23.9 (0.94)	<b>RCC-50</b>	—
	1	3/4FMC	1 - 1/8	30.2 (1.19)	46.0 (1.81)	26.9 (1.06)	<b>RCC-75</b>	—

① Not UL Listed or CSA Certified.