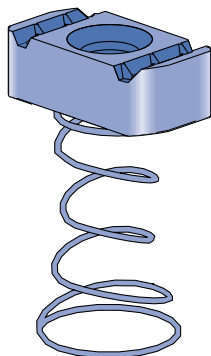
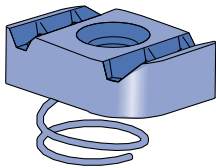
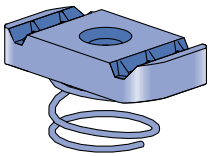
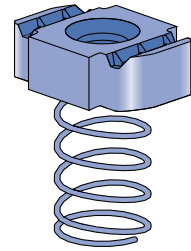
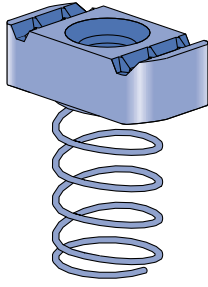




15/16" Channel
 Telesrnut System
 Nuts & Hardware
 General Fittings
 Pipe/Conduit Supports
 Electrical Fittings
 Concrete Inserts
 1 1/4" Framing System
 1 3/16" Framing System
 Fiberglass System
 Special Metals
 PrimeAngle System
 Product Index



■ Acceptable for use

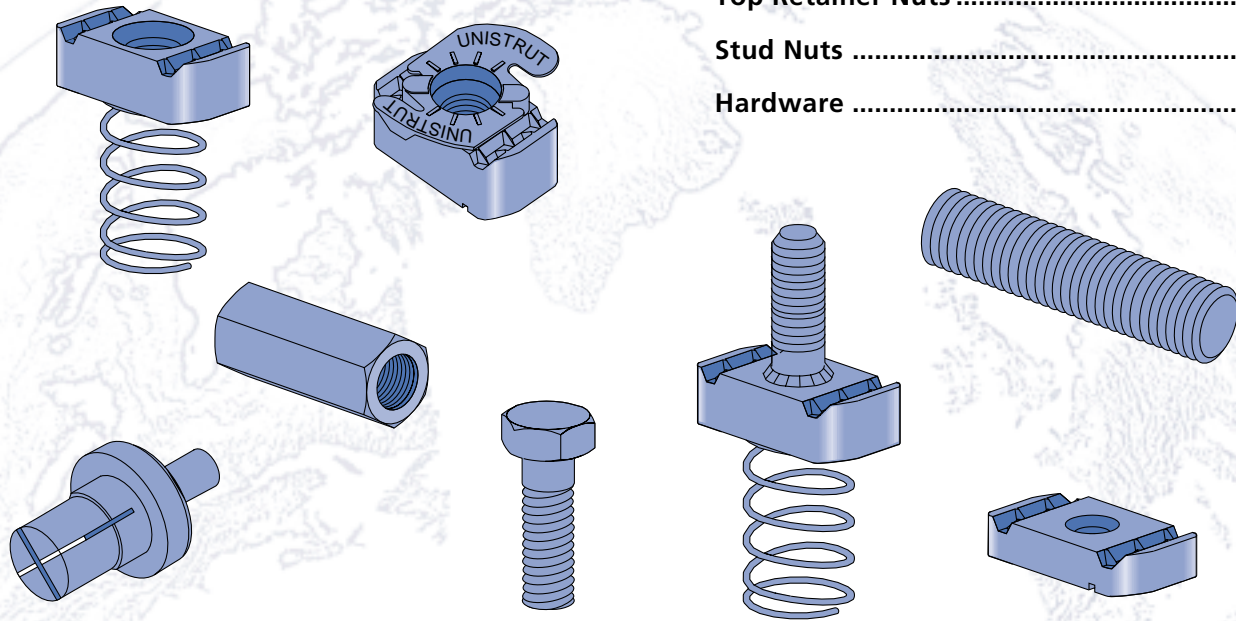
Channel nut Part number	Nut Size Thread	Wt/100 pcs Lbs (kg)	For Use With Channel P1000, P1100, P2000, P3000			
P1006-0832	#8 -32	7 3.2	■	-	-	-
P1006-1024	#10 -24	7 3.2	■	-	-	-
P1006-1420	1/4" -20	7 3.2	■	-	-	-
P1007	5/16" -18	6 2.7	■	-	-	-
P1008	3/8" -16	10 4.5	■	-	-	-
P1009	7/16" -14	9 4.1	■	-	-	-
P1010	1/2" -13	12 5.4	■	-	-	-
Channel nut Part number	Nut Size Thread	Wt/100 pcs Lbs (kg)	For Use With Channel P1000, P1100, P2000, P3000			
P1012S	5/8" -11	21 9.5	■	-	-	-
P1023S	3/4" -10	21 9.5	■	-	-	-
P1024S	7/8" -9	21 9.5	■	-	-	-
Channel nut Part number	Nut Size Thread	Wt/100 pcs Lbs (kg)	For Use With Channel P3300, P4000, P4100			
P4006-0832	# 8 -32	7 3.2	-	■	-	-
P4006-1024	#10 -24	7 3.2	-	■	-	-
P4006-1420	1/4" -20	7 3.2	-	■	-	-
P4007	5/16" -18	6 2.7	-	■	-	-
P4008	3/8" -16	9 4.1	-	■	-	-
P4009	7/16" -14	9 4.1	-	■	-	-
P4010	1/2" -13	8 3.6	-	■	-	-
Channel nut Part number	Nut Size Thread	Wt/100 pcs Lbs (kg)	For Use With Channel P3300, P4000, P4100			
P4012S	5/8" -11	10 4.5	-	■	-	-
P4023S	3/4" -10	10 4.5	-	■	-	-
Channel nut Part number	Nut Size Thread	Wt/100 pcs Lbs (kg)	For Use With P5500			
P5506-0832	#8 -32	7 3.2	-	-	-	■
P5506-1024	#10 -24	7 3.2	-	-	-	■
P5506-1420	1/4" -20	7 3.2	-	-	-	■
P5507	5/16" -18	6 2.7	-	-	-	■
P5508	3/8" -16	10 4.5	-	-	-	■
P5509	7/16" -14	10 4.5	-	-	-	■
P5510	1/2" -13	12 5.4	-	-	-	■



UNISTRUT®

NUTS & HARDWARE

Channel Nuts With Springs	78
Channel Nuts Without Springs	79
Top Retainer Nuts	79
Stud Nuts	80
Hardware	81



MATERIAL

Unistrut channel nuts are manufactured from mild steel bars, and after machining operations are completed, they are case hardened, assuring positive biting action into the inturned edge of the Unistrut channel.

The standard channel nut conforms to ASTM A576 GR 1015 modified and A1011 SS GR 45.

Screws conform to SAE J429 GR 2 (also meets and exceeds ASTM A307).

FINISHES

Nuts, bolts and washers are electro-galvanized (EG), ASTM B633 Type III SC1 finish, unless otherwise noted.

Many hardware items are also available in stainless steel. Consult factory for ordering information.

THREADS

All threads on the nuts and bolts are Unified and American coarse screw threads.

DESIGN BOLT TORQUE

BOLT SIZE	1/4"	5/16"	3/8"	1/2"	5/8"	3/4"
FOOT LBS.	6	11	19	50	100	125
N·m	8	15	25	70	135	170

DIMENSIONS

Imperial dimensions are illustrated in inches. Metric dimensions are shown in parenthesis or as noted. Unless noted, all metric dimensions are in millimeters and rounded to one decimal place.

Many Unistrut nuts, bolts and hardware items are also available in standard metric dimensions. Consult factory for ordering information.