













| | No. of poles | Rated uninterrupted current (I_u) A | Part number |
|---|--|--|------------------|
| Stainless steel, enclosed isolators | | | |
|  | 3 | 20 | T0-2-1/SS1/SVB |
| | | 25 | P1-25/SS1/SVB |
| | | 32 | P1-32/SS1/SVB |
| | | 63 | P3-63/SS2/SVB |
| | | 100 | P3-100/SS2/SVB |
| | | | |
| Sheet steel, enclosed isolators | | | |
|  | 3 | 20 | T0-2-1/ST/SVB |
| | | 25 | P1-25/ST/SVB |
| | | 32 | P1-32/ST/SVB |
| | | 63 | P3-63/ST/SVB |
| | | 85 | P3-100/ST/SVB |
| | | | |
| Rear mount, door interlock, padlockable handle | | | |
|  | 2 | 20 | T0-1-102/V/SVB |
| | | 32 | T3-1-102/V/SVB |
| | | 63 | T5B-1-102/V/SVB |
| | | 100 | T5-1-102/V/SVB |
| | | | |
| | 3 | 20 | T0-2-1/V/SVB |
| | | 25 | P1-25/V/SVB |
| | | 32 | P1-32/V/SVB |
| | | 63 | P3-63/V/SVB |
| | | 100 | P3-100/V/SVB |
| Door mount, padlockable handle | | | |
|  | 2 | 20 | T0-1-102/EA/SVB |
| | | 32 | T3-1-102/EA/SVB |
| | | 63 | T5B-1-102/EA/SVB |
| | | 100 | T5-1-102/EA/SVB |
| | | | |
| | 3 | 20 | T0-2-1/EA/SVB |
| | | 25 | P1-25/EA/SVB |
| | | 32 | P1-32/EA/SVB |
| | | 63 | P3-63/EA/SVB |
| | | 100 | P3-100/EA/SVB |
| Accessories | | | |
| Switched neutral poles | | | |
|  | Door mounting P1 isolators | | N-P1E |
| | Rear mounting and enclosed P1 isolators | | N-P1Z |
| | Door mounting P3 isolators | | N-P3E |
| | Rear mounting and enclosed P3 isolators | | N-P3Z |
| | | | |
| Auxiliary contacts | | | |
| | 1 N/O 1 N/C, for door mounting P1/3 isolators | | HI11-P1/P3E |
| | 1 N/O 1 N/C, for rear mounting and enclosed P1/3 isolators | | HI11-P1/P3Z |
| Plug-in shaft extensions | | | |
| | T0, T3 and P1 switches | | ZAV-T0 |
| | T5(B) and P3 switches | | ZAV-P3 |
| Plug-in interlock extensions | | | |
| | T0, T3 and P1 switches | | ZVV-T0 |
| | T5(B) and P3 switches | | ZVV-P3 |
| Add-on legend "MAIN SWITCH" | | | |
| | T0, T3 and P1 isolators, clips-on above front shield | | ZFS61/62-T0 |
| | T5(B) and P3 isolators, clips-on above front shield | | ZFS61/62-P3 |



| | No. of poles | Rated uninterrupted current (I_u) A | Part number |
|---|---|---|------------------|
| Stainless steel, enclosed isolators | | | |
|  | 3 | 20 | T0-2-1/SS1/SVB |
| | | 25 | P1-25/SS1/SVB |
| | | 32 | P1-32/SS1/SVB |
| | | 63 | P3-63/SS2/SVB |
| | | 100 | P3-100/SS2/SVB |
| | | Sheet steel, enclosed isolators | |
|  | 3 | 20 | T0-2-1/ST/SVB |
| | | 25 | P1-25/ST/SVB |
| | | 32 | P1-32/ST/SVB |
| | | 63 | P3-63/ST/SVB |
| | | 85 | P3-100/ST/SVB |
| | | Rear mount, door interlock, padlockable handle | |
|  | 2 | 20 | T0-1-102/V/SVB |
| | | 32 | T3-1-102/V/SVB |
| | | 63 | T5B-1-102/V/SVB |
| | | 100 | T5-1-102/V/SVB |
| | 3 | 20 | T0-2-1/V/SVB |
| | | 25 | P1-25/V/SVB |
| | | 32 | P1-32/V/SVB |
| | | 63 | P3-63/V/SVB |
| | | 100 | P3-100/V/SVB |
| | | Door mount, padlockable handle | |
|  | 2 | 20 | T0-1-102/EA/SVB |
| | | 32 | T3-1-102/EA/SVB |
| | | 63 | T5B-1-102/EA/SVB |
| | | 100 | T5-1-102/EA/SVB |
| | 3 | 20 | T0-2-1/EA/SVB |
| | | 25 | P1-25/EA/SVB |
| | | 32 | P1-32/EA/SVB |
| | | 63 | P3-63/EA/SVB |
| | | 100 | P3-100/EA/SVB |
| | | Accessories | |
| Switched neutral poles | | | |
|  | Door mounting P1 isolators | | N-P1E |
| | Rear mounting and enclosed P1 isolators | | N-P1Z |
| | Door mounting P3 isolators | | N-P3E |
| | Rear mounting and enclosed P3 isolators | | N-P3Z |
| | Auxiliary contacts | | |
| 1 N/O 1 N/C, for door mounting P1/3 isolators | | HI11-P1/P3E | |
| 1 N/O 1 N/C, for rear mounting and enclosed P1/3 isolators | | HI11-P1/P3Z | |
| Plug-in shaft extensions | | | |
| T0, T3 and P1 switches | | ZAV-T0 | |
| T5(B) and P3 switches | | ZAV-P3 | |
| Plug-in interlock extensions | | | |
| T0, T3 and P1 switches | | ZVV-T0 | |
| T5(B) and P3 switches | | ZVV-P3 | |
| Add-on legend "MAIN SWITCH" | | | |
| T0, T3 and P1 isolators, clips-on above front shield | | ZFS61/62-T0 | |
| T5(B) and P3 isolators, clips-on above front shield | | ZFS61/62-P3 | |