Compact Fluorescent

6" Step Baffle
Single Vertical Lamp
IC & Non-IC

Recessed

Type _____

	-09	-14	-28	-31	-36	-20
P8066	☐	☐	☐	☐	☐	☐

	Finish						Dimensions (Inches)	
Catalog No.	Brushed Nickel	Brushed Copper	White	Black	Chestnut	Antique Bronze	A	B
P8066	-09	-14	-28	-31	-36	-20	7-3/4	6-11/32

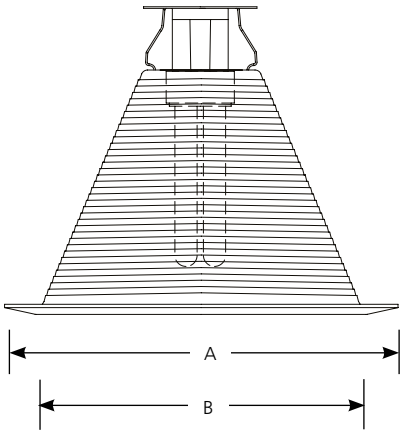

Lamp Wattage

Housing	IC	Non-IC
P83-AT	13w 4-pin Quad/Triple-tube CF	13w 4-pin Quad/Triple-tube CF
P83-ICAT	13w 4-pin Quad/Triple-tube CF	13w 4-pin Quad/Triple-tube CF
P88-ICAT	18w 4-pin Quad/Triple-tube CF	18w 4-pin Quad/Triple-tube CF
P183-EB	13w 4-pin Triple-tube CF	13w 4-pin Triple-tube CF
P83-26ICAT	26w 4-pin Triple-tube CF	26w 4-pin Triple-tube CF
P62-FB	N/A	26 or 32w 4-pin Triple-tube CF

Specifications:

Flange
- Bright white powdered painted metal flange
- Integral to trim
- No light leaks around trim flange
- Covers irregular ceiling openings
- Nickel and Copper flange is brushed in same finish
- Flange on Chestnut and Antique matches interior finish

Trim
- One-piece aluminum construction
- White and Black finishes are powder coated
- Nickel and Copper finishes are anti-irridescent anodized
- Trim-Lok action forces trim to fit snugly against the ceiling
- Socket mounts to trim for optimum performance and consistent lamp position
- Multi-groove baffle

Lamps
- Maximum overall length of lamp cannot exceed 5.5" (5-1/2")
- Available are: GE -F26TBX, Phillips PLT26, Sylvania CF26 or 32DT, or Progress 7808-01 (26w)

Labels
- UL-CUL damp location listed

Progress Lighting
701 Millennium Blvd.
Greenville, South Carolina
29607

www.progresslighting.com

Patent# 5,758,979, 5,758,980

Rev. 2/07

P83

P83 with P8066-28

Report No. 98029

No. Lamps: 1 Type Lamp: 13W QUAD CF-GE Total Lumens: 860

Fixture Efficiency: 55.1%

S/MH Ratio: 1.4

Single Fixture Data

Ceiling Ht.(Ft.)	10% Values Beam Angle - 109 Ft.-C	10% Values Beam Angle - 109 Beam Dia.	Zero Degrees Ft.-C	50% Values Beam Angle - 69 Ft.-C	50% Values Beam Angle - 69 Beam Dia.
8	0.6	16	5.7	2.8	8
10	0.3	21	3.1	1.5	10
12	0.2	27	1.9	1.0	13
14	0.1	32	1.3	0.7	16
16	0.1	38	0.9	0.5	19

Ft.-C (Footcandles) are initial and measured 2'-6" from floor

Quick Calculator Charts

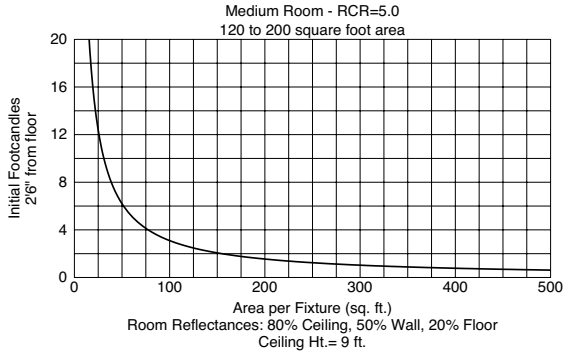

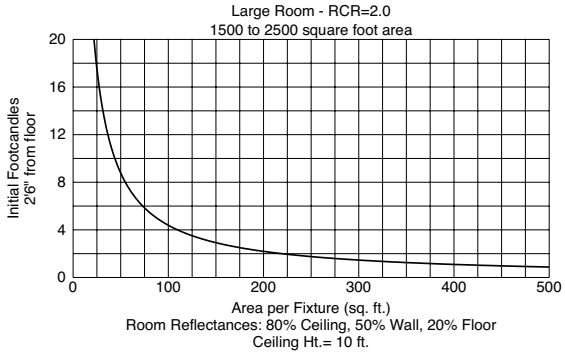

DISTRIBUTION CURVE

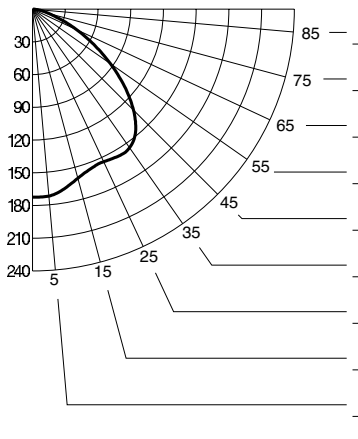

INTENSITY DATA

DEGREES	CANDELA
90	0
85	3
80	9
75	16
70	28
65	45
60	65
55	87
50	110
45	131
40	147
35	155
30	156
25	154
20	156
15	161
10	167
5	172
0	172

ZONAL CAVITY COEFFICIENTS OF UTILIZATION

Effective Floor Cavity Reflectance 0.20

RC	80				70				50			30			10			0
RW	70	50	30	10	70	50	30	10	50	30	10	50	30	10	50	30	10	0
0	66	66	66	66	64	64	64	64	61	61	61	59	59	59	56	56	56	55
1	61	58	56	54	59	57	55	53	55	53	52	53	51	50	51	50	49	48
2	56	51	48	45	54	50	47	44	48	46	43	47	44	42	45	43	42	40
3	51	45	41	38	50	45	41	37	43	40	37	41	39	36	40	38	36	34
4	47	40	36	32	45	40	35	32	38	35	32	37	34	31	36	33	31	30
5	43	36	31	28	42	35	31	28	34	30	27	33	30	27	32	29	27	26
6	40	32	28	24	39	32	27	24	31	27	24	30	26	24	29	26	24	22
7	37	29	25	21	36	29	24	21	28	24	21	27	24	21	27	23	21	20
8	34	27	22	19	33	26	22	19	26	22	19	25	21	19	24	21	19	18
9	32	25	20	17	31	24	20	17	24	20	17	23	19	17	22	19	17	16
10	30	23	18	15	29	22	18	15	22	18	15	21	18	15	21	18	15	14

P83

P83 WITH P8066-31

Report No. 98060

No. Lamps: 1 Type Lamp: 13W QUAD CF - GE Total Lumens: 860

Fixture Efficiency: 20.0%

S/MH Ratio: 1.5

Single Fixture Data

Ceiling Ht.(Ft.)	10% Values Beam Angle - 110 Ft.-C	10% Values Beam Angle - 110 Beam Dia.	Zero Degrees Ft.-C	50% Values Beam Angle - 77 Ft.-C	50% Values Beam Angle - 77 Beam Dia.
8	0.2	16	2.0	1.0	9
10	0.1	22	1.1	0.5	12
12	0.1	27	0.7	0.3	15
14	0.0	33	0.5	0.2	18
16	0.0	39	0.3	0.2	21

Ft.-C (Footcandles) are initial and measured 2'-6" from floor

Quick Calculator Charts

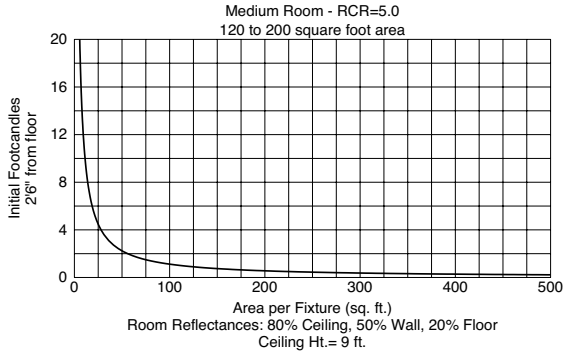

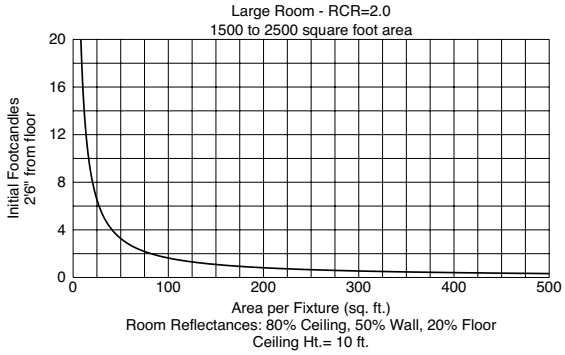

DISTRIBUTION CURVE

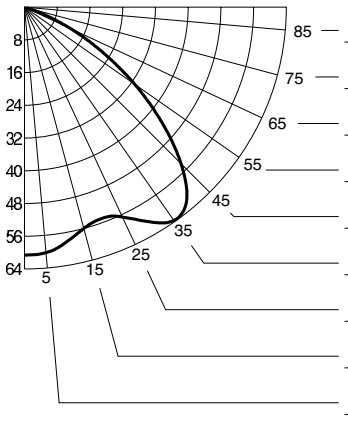

INTENSITY DATA

DEGREES	CANDELA
90	0
85	0
80	0
75	0
70	4
65	12
60	22
55	33
50	44
45	54
40	62
35	64
30	61
25	57
20	55
15	56
10	58
5	60
0	61

ZONAL CAVITY COEFFICIENTS OF UTILIZATION

Effective Floor Cavity Reflectance 0.20

RC	80				70				50			30			10			0
RW	70	50	30	10	70	50	30	10	50	30	10	50	30	10	50	30	10	0
0	24	24	24	24	23	23	23	23	22	22	22	21	21	21	20	20	20	20
1	22	21	21	20	22	21	20	20	20	20	19	19	19	19	19	18	18	18
2	20	19	18	17	20	19	18	17	18	17	16	17	17	16	17	16	16	15
3	19	17	15	14	18	17	15	14	16	15	14	15	15	14	15	14	13	13
4	17	15	13	12	17	15	13	12	14	13	12	14	13	12	13	12	12	11
5	16	13	12	11	15	13	12	11	13	11	10	12	11	10	12	11	10	10
6	15	12	10	9	14	12	10	9	12	10	9	11	10	9	11	10	9	9
7	14	11	9	8	13	11	9	8	11	9	8	10	9	8	10	9	8	8
8	13	10	8	7	12	10	8	7	10	8	7	9	8	7	9	8	7	7
9	12	9	8	6	11	9	7	6	9	7	6	9	7	6	8	7	6	6
10	11	8	7	6	11	8	7	6	8	7	6	8	7	6	8	7	6	5

Incandescent

6" Step Baffle IC & Non-IC

Recessed

Type _____

	-09	-14	-28	-31	-36	-20
P8066	☐	☐	☐	☐	☐	☐

	Finish						Dimensions (Inches)	
Catalog No.	Brushed Nickel	Brushed Copper	White	Black	Chestnut	Antique Bronze	A	B
P8066	-09	-14	-28	-31	-36	-20	7-3/4	6-11/32

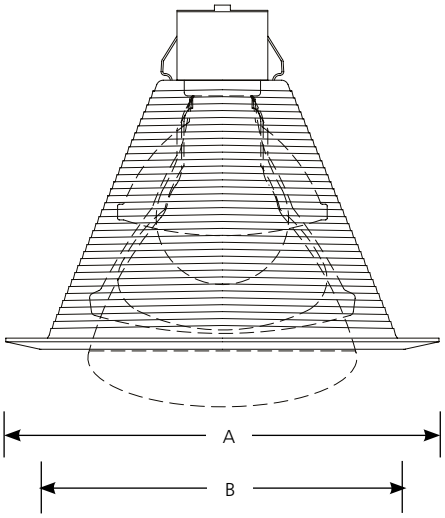

Lamp Wattage

Housing	IC	Non-IC
P87-AT	75PAR30/65BR30	120BR40/150PAR38/40A19
P87-ATQC	75PAR30/65BR30	120BR40/150PAR38/40A19
P187-TG	75PAR30/65BR30	120BR40/150PAR38/40A19
P821-AT	120BR40/150PAR38/100A19	120BR40/150PAR38/100A19
P821-FB, P821-FBFC	N/A	150R40/150BR40/150PAR38/40A19

Specifications:

Flange

- Bright white powdered painted metal flange
- Integral to trim
- No light leaks around trim flange
- Covers irregular ceiling openings
- Nickel and Copper flange is brushed in same finish
- Flange on Chestnut and Antique matches interior finish

Trim

- One-piece aluminum construction
- Trim-Lok action forces trim to fit snugly against the ceiling
- Socket mounts to trim for optimum performance and consistent lamp position
- Multi-groove baffle
- White and black finishes are powder coated
- Nickel and Copper finishes are anti-iridescent anodized
- Can be used in 45° sloped ceilings with P87-AT, P87-ATQC, and P187-TG housings

Labels

- UL-CUL damp location listed

Progress Lighting
701 Millennium Blvd.
Greenville, South Carolina
29607

www.progresslighting.com

Patent# 5,758,979, 5,758,980

Rev. 2/07

P87AT

P87AT WITH P8066-28

Report No. 98123

No. Lamps: 1 Type Lamp: 40A19 GE Total Lumens: 505

Fixture Efficiency: 58.1%

S/MH Ratio: 1.3

Single Fixture Data

Ceiling Ht.(Ft.)	10% Values Beam Angle - 110 Ft.-C	10% Values Beam Angle - 110 Beam Dia.	Zero Degrees Ft.-C	50% Values Beam Angle - 68 Ft.-C	50% Values Beam Angle - 68 Beam Dia.
8	0.4	16	3.7	1.8	7
10	0.2	21	2.0	1.0	10
12	0.1	27	1.2	0.6	13
14	0.1	33	0.8	0.4	15
16	0.1	38	0.6	0.3	18

Ft.-C (Footcandles) are initial and measured 2'-6" from floor

Quick Calculator Charts

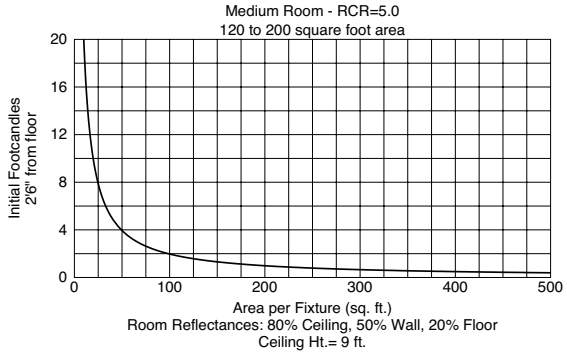

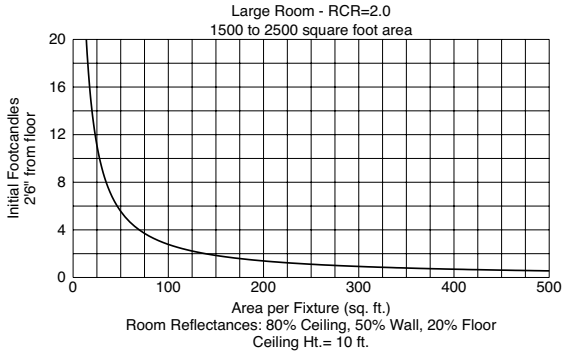

DISTRIBUTION CURVE

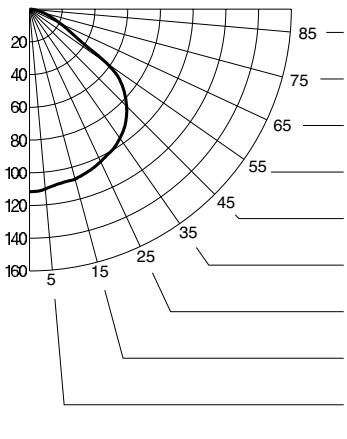

INTENSITY DATA

DEGREES	CANDELA
90	0
85	2
80	5
75	9
70	14
65	21
60	31
55	57
50	75
45	84
40	91
35	96
30	100
25	103
20	105
15	108
10	108
5	110
0	112

ZONAL CAVITY COEFFICIENTS OF UTILIZATION

Effective Floor Cavity Reflectance 0.20

RC	80				70				50			30			10			0
RW	70	50	30	10	70	50	30	10	50	30	10	50	30	10	50	30	10	0
0	69	69	69	69	68	68	68	68	65	65	65	62	62	62	59	59	59	58
1	64	62	60	58	63	60	58	57	58	56	55	56	54	53	54	53	52	51
2	59	55	51	48	57	54	50	48	52	49	46	50	47	45	48	46	44	43
3	54	48	44	41	53	48	44	40	46	42	40	44	41	39	43	40	38	37
4	50	43	38	35	48	42	38	35	41	37	34	40	36	34	38	36	33	32
5	46	39	34	30	45	38	33	30	37	33	30	36	32	29	35	32	29	28
6	42	35	30	26	41	34	30	26	33	29	26	32	29	26	32	28	26	24
7	39	32	27	23	38	31	27	23	30	26	23	30	26	23	29	25	23	22
8	37	29	24	21	36	28	24	21	28	24	21	27	23	20	26	23	20	19
9	34	26	22	19	33	26	22	19	25	21	19	25	21	18	24	21	18	17
10	32	24	20	17	31	24	20	17	24	20	17	23	19	17	22	19	17	16

P87-AT

P87-AT WITH P8066-28

Report No. 98211

No. Lamps: 1 Type Lamp: 75PAR30L/FL-GE Total Lumens: 985

Fixture Efficiency: 90.1%

S/MH Ratio: 1.1

Single Fixture Data

Ceiling Ht.(Ft.)	10% Values Beam Angle - 91 Ft.-C	10% Values Beam Angle - 91 Beam Dia.	Zero Degrees Ft.-C	50% Values Beam Angle - 57 Ft.-C	50% Values Beam Angle - 57 Beam Dia.
8	2.0	11	20.2	10.1	6
10	1.1	15	10.8	5.4	8
12	0.7	19	6.8	3.4	10
14	0.5	23	4.6	2.3	12
16	0.3	27	3.3	1.7	15

Ft.-C (Footcandles) are initial and measured 2'-6" from floor

Quick Calculator Charts

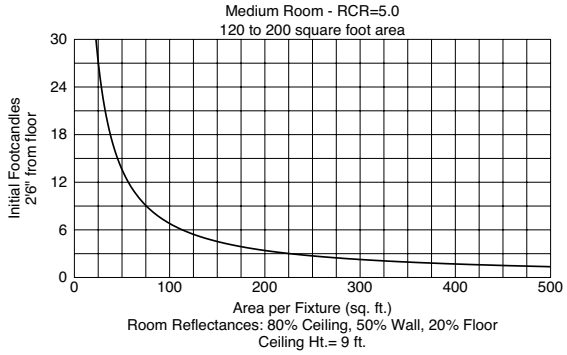

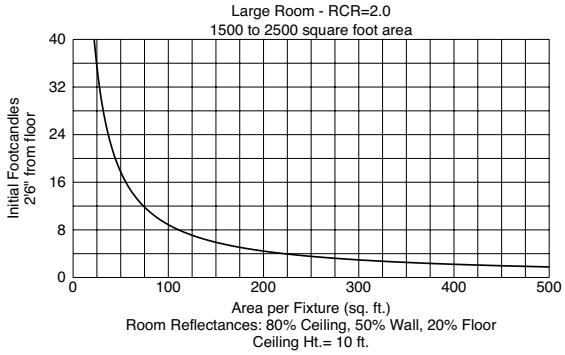

DISTRIBUTION CURVE

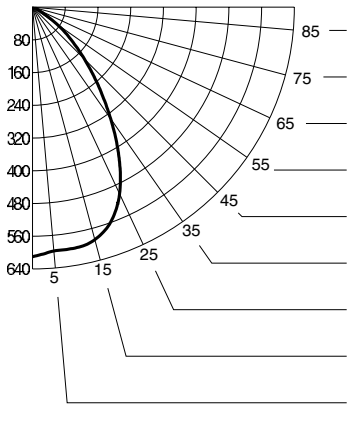

INTENSITY DATA

DEGREES	CANDELA
90	0
85	2
80	3
75	5
70	8
65	14
60	33
55	73
50	122
45	179
40	250
35	333
30	423
25	503
20	559
15	588
10	598
5	598
0	610

ZONAL CAVITY COEFFICIENTS OF UTILIZATION

Effective Floor Cavity Reflectance 0.20

RC	80				70				50			30			10			0
RW	70	50	30	10	70	50	30	10	50	30	10	50	30	10	50	30	10	0
0	107	107	107	107	105	105	105	105	100	100	100	96	96	96	92	92	92	90
1	101	98	96	93	99	96	94	92	93	91	89	89	88	86	86	85	84	82
2	95	90	85	82	93	88	84	81	85	82	79	82	80	77	80	78	76	74
3	89	82	77	72	87	81	76	72	78	74	71	76	72	69	74	71	68	67
4	83	75	69	65	82	74	69	64	72	67	63	70	66	63	68	65	62	60
5	78	69	63	58	76	68	62	58	66	61	57	65	60	57	63	59	56	55
6	73	64	57	53	72	63	57	52	61	56	52	60	55	52	59	55	51	50
7	69	59	53	48	67	58	52	48	57	52	48	56	51	47	55	50	47	46
8	65	55	48	44	63	54	48	44	53	48	44	52	47	43	51	47	43	42
9	61	51	45	41	60	50	44	40	49	44	40	49	44	40	48	43	40	39
10	58	48	41	37	57	47	41	37	46	41	37	46	41	37	45	40	37	36

P87-AT

P87-AT WITH P8066-31

Report No. 98098

No. Lamps: 1 Type Lamp: 150PAR38 - SYLVANIA Total Lumens: 2200

Fixture Efficiency: 95.6%

S/MH Ratio: 0.5

Single Fixture Data

Ceiling Ht.(Ft.)	10% Values Beam Angle - 51 Ft.-C	10% Values Beam Angle - 51 Beam Dia.	Zero Degrees Ft.-C	50% Values Beam Angle - 30 Ft.-C	50% Values Beam Angle - 30 Beam Dia.
8	16.5	5	165.4	82.7	3
10	8.9	7	89.0	44.5	4
12	5.5	9	55.4	27.7	5
14	3.8	11	37.8	18.9	6
16	2.7	13	27.5	13.7	7

Ft.-C (Footcandles) are initial and measured 2'-6" from floor

Quick Calculator Charts

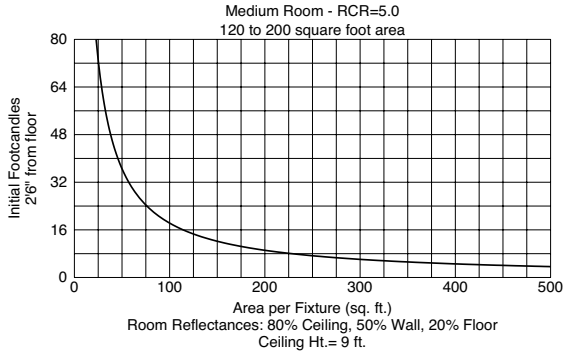

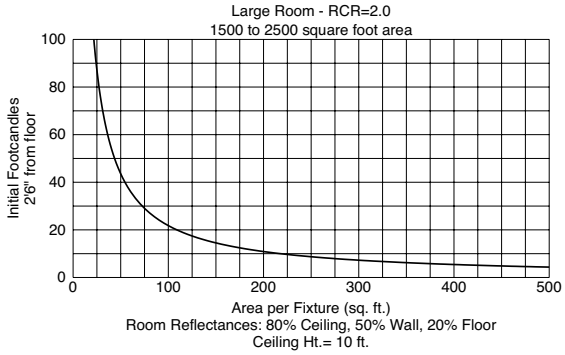

DISTRIBUTION CURVE

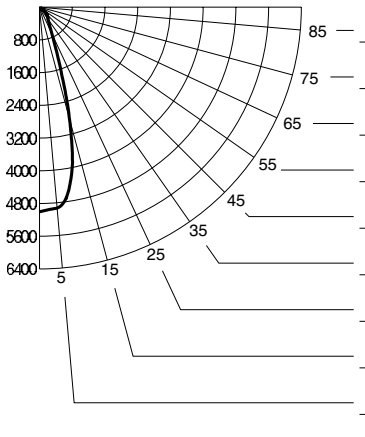

INTENSITY DATA

DEGREES	CANDELA
90	0
85	1
80	2
75	4
70	8
65	13
60	35
55	96
50	186
45	253
40	311
35	366
30	475
25	712
20	1342
15	2836
10	4342
5	4929
0	5004

ZONAL CAVITY COEFFICIENTS OF UTILIZATION

Effective Floor Cavity Reflectance 0.20

RC	80				70				50			30			10			0
RW	70	50	30	10	70	50	30	10	50	30	10	50	30	10	50	30	10	0
0	114	114	114	114	111	111	111	111	106	106	106	102	102	102	98	98	98	96
1	109	106	104	102	106	104	102	100	100	99	97	97	96	94	94	93	92	90
2	104	99	96	93	102	98	94	92	95	92	90	92	90	88	89	88	86	84
3	99	93	89	85	97	92	88	85	90	86	83	87	84	82	85	83	81	79
4	95	88	83	79	93	87	82	79	85	81	78	83	80	77	81	78	76	75
5	90	83	78	74	89	82	77	74	81	76	73	79	75	72	78	74	72	71
6	87	79	74	70	85	78	73	70	77	72	69	75	72	69	74	71	68	67
7	83	75	70	66	82	74	69	66	73	69	66	72	68	65	71	68	65	64
8	80	72	66	63	79	71	66	63	70	66	62	69	65	62	68	65	62	61
9	77	68	63	60	76	68	63	60	67	63	60	66	62	59	66	62	59	58
10	74	66	61	57	73	65	60	57	65	60	57	64	60	57	63	59	57	56

P87-AT

P87-AT WITH P8066-31

Report No. 98099

No. Lamps: 1 Type Lamp: 40A19 Total Lumens: 495

Fixture Efficiency: 23.0%

S/MH Ratio: 1.3

Single Fixture Data

Ceiling Ht.(Ft.)	10% Values Beam Angle - 107 Ft.-C	10% Values Beam Angle - 107 Beam Dia.	Zero Degrees Ft.-C	50% Values Beam Angle - 64 Ft.-C	50% Values Beam Angle - 64 Beam Dia.
8	0.2	15	1.7	0.9	7
10	0.1	20	0.9	0.5	9
12	0.1	26	0.6	0.3	12
14	0.0	31	0.4	0.2	14
16	0.0	36	0.3	0.1	17

Ft.-C (Footcandles) are initial and measured 2'-6" from floor

Quick Calculator Charts

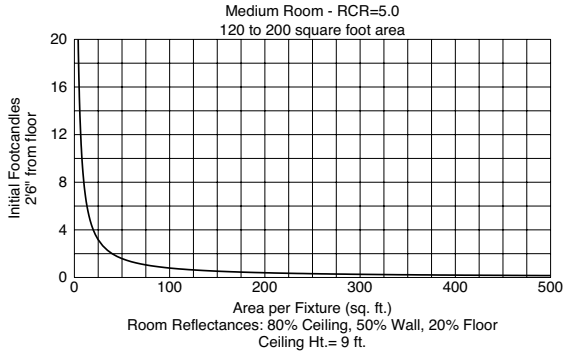

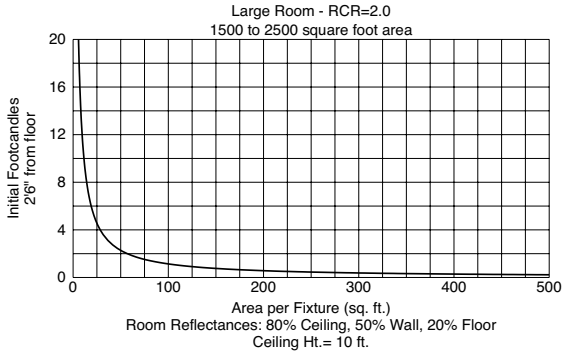

DISTRIBUTION CURVE

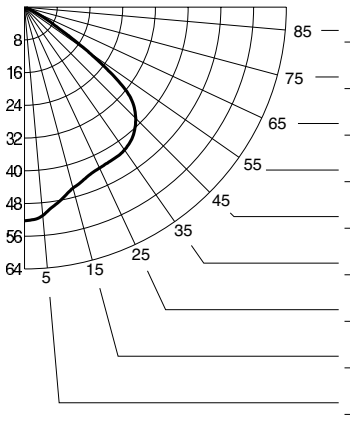

INTENSITY DATA

DEGREES	CANDELA
90	0
85	0
80	0
75	0
70	0
65	2
60	7
55	19
50	33
45	38
40	41
35	43
30	43
25	43
20	44
15	46
10	48
5	51
0	52

ZONAL CAVITY COEFFICIENTS OF UTILIZATION

Effective Floor Cavity Reflectance 0.20

RC	80				70				50			30			10			0
RW	70	50	30	10	70	50	30	10	50	30	10	50	30	10	50	30	10	0
0	28	28	28	28	27	27	27	27	26	26	26	25	25	25	24	24	24	23
1	26	25	24	24	25	25	24	23	24	23	23	23	22	22	22	22	21	21
2	24	23	21	20	23	22	21	20	21	20	20	21	20	19	20	19	19	18
3	22	20	19	17	22	20	18	17	19	18	17	19	18	17	18	17	16	16
4	21	18	16	15	20	18	16	15	17	16	15	17	16	15	16	15	14	14
5	19	16	15	13	19	16	14	13	16	14	13	15	14	13	15	14	13	12
6	18	15	13	12	17	15	13	12	14	13	11	14	12	11	14	12	11	11
7	16	13	12	10	16	13	12	10	13	11	10	13	11	10	12	11	10	10
8	15	12	10	9	15	12	10	9	12	10	9	12	10	9	11	10	9	9
9	14	11	10	8	14	11	9	8	11	9	8	11	9	8	10	9	8	8
10	13	10	9	8	13	10	9	8	10	9	7	10	8	7	10	8	7	7

P87-AT

P87-AT WITH P8066-31

Report No. 98097

No. Lamps: 1 Type Lamp: 75PAR30 SN - GE Total Lumens: 1100

Fixture Efficiency: 91.4%

S/MH Ratio: 0.5

Single Fixture Data

Ceiling Ht.(Ft.)	10% Values Beam Angle - 53 Ft.-C	10% Values Beam Angle - 53 Beam Dia.	Zero Degrees Ft.-C	50% Values Beam Angle - 33 Ft.-C	50% Values Beam Angle - 33 Beam Dia.
8	8.4	5	83.6	41.8	3
10	4.5	7	45.0	22.5	4
12	2.8	9	28.0	14.0	6
14	1.9	11	19.1	9.6	7
16	1.4	13	13.9	6.9	8

Ft.-C (Footcandles) are initial and measured 2'-6" from floor

Quick Calculator Charts

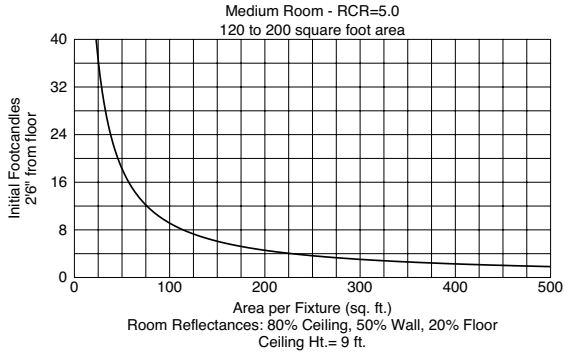

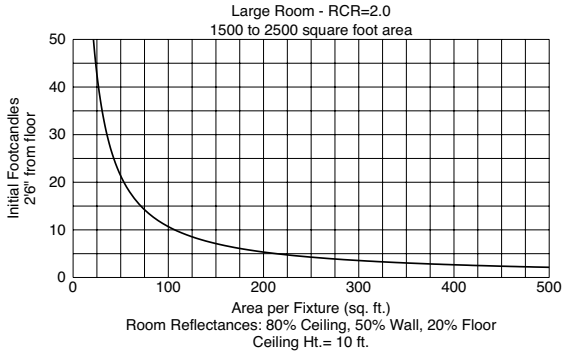

DISTRIBUTION CURVE

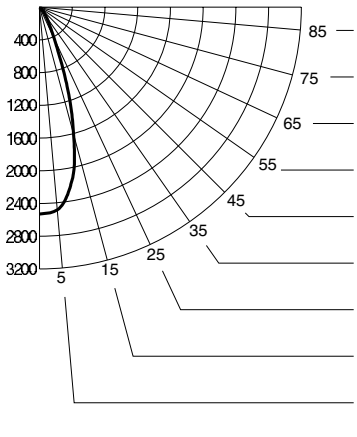

INTENSITY DATA

DEGREES	CANDELA
90	0
85	0
80	0
75	0
70	0
65	1
60	2
55	5
50	10
45	36
40	86
35	144
30	234
25	425
20	919
15	1613
10	2203
5	2487
0	2529

ZONAL CAVITY COEFFICIENTS OF UTILIZATION

Effective Floor Cavity Reflectance 0.20

RC	80				70				50			30			10			0
RW	70	50	30	10	70	50	30	10	50	30	10	50	30	10	50	30	10	0
0	109	109	109	109	106	106	106	106	102	102	102	97	97	97	93	93	93	91
1	105	103	101	99	103	101	99	97	97	96	94	94	93	92	90	90	89	87
2	101	97	94	91	99	95	93	90	93	90	88	90	88	86	87	86	85	83
3	97	92	88	85	95	91	87	85	88	86	83	86	84	82	84	82	81	79
4	93	87	83	80	92	86	83	80	85	81	79	83	80	78	81	79	77	76
5	90	83	79	76	88	83	79	76	81	78	75	80	77	74	78	76	74	73
6	86	80	75	72	85	79	75	72	78	74	72	77	73	71	76	73	71	70
7	83	76	72	69	82	76	72	69	75	71	68	74	71	68	73	70	68	67
8	80	73	69	66	79	73	69	66	72	68	66	71	68	65	70	67	65	64
9	78	71	66	63	77	70	66	63	69	66	63	69	65	63	68	65	63	62
10	75	68	64	61	74	68	64	61	67	63	61	66	63	60	66	63	60	59

P87AT

P87AT WITH P8066-31

Report No. 98125

No. Lamps: 1 Type Lamp: 75PAR30L/FL - GE Total Lumens: 1000

Fixture Efficiency: 87.2%

S/MH Ratio: 1.0

Single Fixture Data

Ceiling Ht.(Ft.)	10% Values Beam Angle - 88 Ft.-C	10% Values Beam Angle - 88 Beam Dia.	Zero Degrees Ft.-C	50% Values Beam Angle - 54 Ft.-C	50% Values Beam Angle - 54 Beam Dia.
8	2.2	11	22.2	11.1	6
10	1.2	14	11.9	6.0	8
12	0.7	18	7.4	3.7	10
14	0.5	22	5.1	2.5	12
16	0.4	26	3.7	1.8	14

Ft.-C (Footcandles) are initial and measured 2'-6" from floor

Quick Calculator Charts

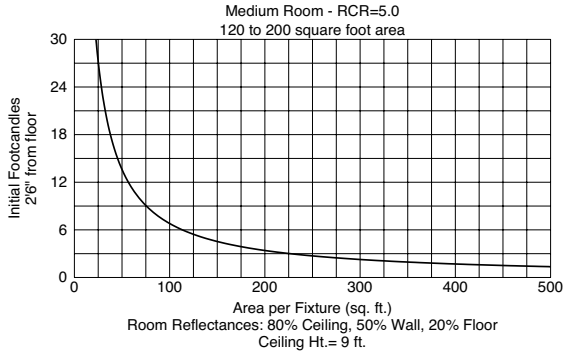

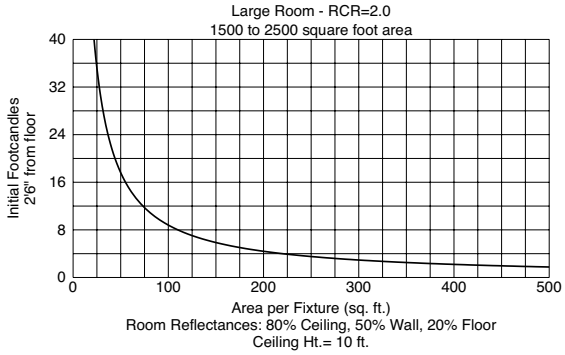

DISTRIBUTION CURVE

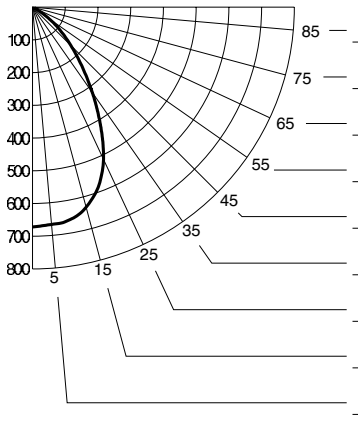

INTENSITY DATA

DEGREES	CANDELA
90	0
85	0
80	1
75	1
70	4
65	10
60	26
55	63
50	111
45	166
40	234
35	319
30	415
25	513
20	586
15	633
10	659
5	667
0	672

ZONAL CAVITY COEFFICIENTS OF UTILIZATION

Effective Floor Cavity Reflectance 0.20

RC	80				70				50			30			10			0
RW	70	50	30	10	70	50	30	10	50	30	10	50	30	10	50	30	10	0
0	104	104	104	104	102	102	102	102	97	97	97	93	93	93	89	89	89	87
1	98	96	93	91	96	94	92	90	90	88	87	87	85	84	84	83	82	80
2	93	88	84	80	91	86	82	79	83	80	78	81	78	76	78	76	74	73
3	87	80	75	71	85	79	75	71	77	73	70	75	71	69	73	70	68	66
4	82	74	68	64	80	73	68	64	71	66	63	69	65	62	67	64	61	60
5	77	68	62	58	75	67	62	58	66	61	57	64	60	57	63	59	56	55
6	72	63	57	53	71	62	57	53	61	56	52	60	55	52	58	55	51	50
7	68	59	53	48	67	58	52	48	57	52	48	56	51	48	55	50	47	46
8	64	54	49	44	63	54	48	44	53	48	44	52	47	44	51	47	44	42
9	60	51	45	41	59	50	45	41	50	44	41	49	44	41	48	44	41	39
10	57	48	42	38	56	47	42	38	46	41	38	46	41	38	45	41	38	36