

# P8222 Series

7.25 inch LED Flush Mount • Wet Location



## Specifications:

### Description:

The P8222 delivers a solution for flush mount, for both residential and commercial markets. In addition, the P8222 is wet located, Title 24 - JA8 - 2016 and is a cost effective solution for fire rated application. The P8222 luminaire unites performance, cost and safety benefits.

### Construction:

- Diffused polycarbonate lens controls direct glare from the LEDs
- Simple snap in installation for J-Box
- Die-cast aluminum construction with a powder coat paint finish
- Can be installed in a 4" J-Box with 1-1/2" depth
- Lumen output and distribution comparable to a 100W incandescent lamp
- Suitable for use in IC or NON-IC Applications with 25°C (77°F) continuous room side ambient temperature.
- Meets California Title 24 - JA8 - 2016

### Performance:

Input Power	17.3W
Input Voltage	120V
Input Frequency	60Hz
Lumens/LPW	1170/67.6 (LM-79)
CCT	3000K
CRI	90
Life	50,000 (L70/TM-21)
EMI/RFI	FCC Title 47, Part 15, Class B
Min. Start Temp	-30 °C
Max. Operating Temp	30 °C
Warranty	5 yrs.
Labels	cCSAus classified for wet locations ENERGY STAR® qualified California Title 24 - JA8-2016

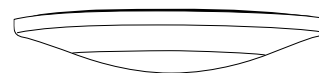
## P8222-28-30K

### Images:



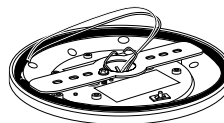
### Dimensions:

Diameter: 7.25"  
Height: 1.1875"

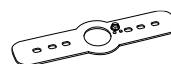


### Included Mounting Options:

#### J-Box Mount



J-Box  
Adapter



### Catalog number:

Base	Finish	Color Temp	CRI
<b>P8222</b>	<b>28 - White</b>	<b>30K - 3000K</b>	<b>BLANK - 90 CRI</b>

# P8222 Series

7.25 inch LED Flush Mount • Wet Location

## Photometrics:

## P8222-28-30K

### ELECTRICAL DATA P8222-28-30K

Input Voltage	120 V
Input Frequency	60 Hz
Input Current	0.146 A
Input Power	17.3w
Power Factor	>0.90
THD	<20%
EMI Filtering	FCC 47CFR
	Part 15, Class B
Operating Temperature	-30 °C to 30 °C
Dimming	Yes*

Over-voltage, over-current, short-circuit protected

\*See Dimming Notes for more information

### P8222-28-30K

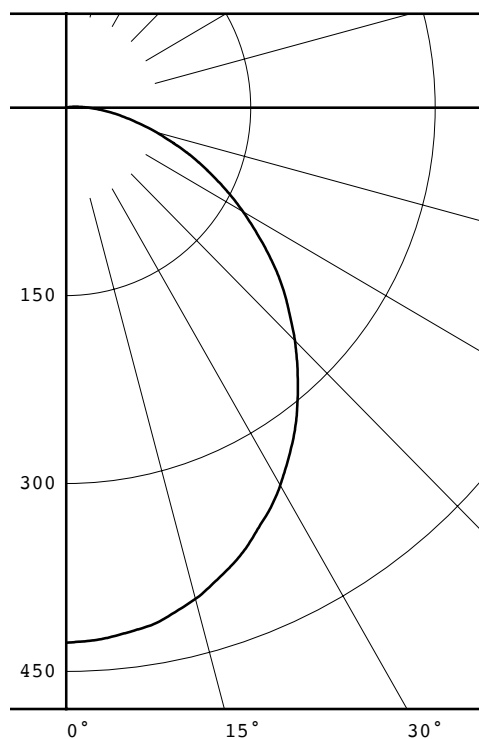
LED Light Engine: 3000K, 90 CRI

System Wattage: 17.3w

Fixture delivered lumens: 1170

Fixture Efficacy: 67.6

Spacing Criteria: 1.2



### CANDELA DISTRIBUTION

DEG	CANDELA	LUMENS
0	427	
5	424	40
15	406	114
25	370	171
35	322	201
45	263	203
55	199	178
65	134	133
75	76	81
85	33	37
90	19	
95	9	11
105	1	1
115	0	0
125	0	0
135	0	0
145	0	0
155	0	0
165	0	0
175	0	0
180	0	

### ZONAL LUMEN SUMMARY

Zone	Zone Lumens	% Luminaire
0-30	325	27.8
0-40	527	45.0
0-60	907	77.6
0-90	1158	99.0
90-120	12	1.0
90-130	12	1.0
90-150	12	1.0
90-180	12	1.0
0-180	1170	100.0

# P8222 Series

7.25 inch LED Flush Mount • Wet Location



## Dimming Notes:

**P8222-28-30K**

P8222 is designed to be compatible with many Triac/Forward Phase controls. LED rated dimmer controls may offer favorable dimming performance.

The following is a partial list of known compatible dimmer controls:

### Triac/Forward Phase Controls

Lutron	AYCL-153P
Lutron	AY-600
Lutron	TGCL-153P
Leviton	6674
Leviton	6672

Dimming capabilities will vary depending on the dimmer control, load, and circuit installation.  
Always refer to dimmer manufacturer instructions or a controls specialist for specific requirements.

Dimmer control brand names where identified above are trade names or registered trademarks of each respective company.

# P8222 Series

7.25 inch LED Flush Mount • Wet Location



## Specifications:

### Description:

The P8222 delivers a solution for flush mount, for both residential and commercial markets. In addition, the P8222 is wet located, Title 24 - JA8 - 2016 and is a cost effective solution for fire rated application. The P8222 luminaire unites performance, cost and safety benefits.

### Construction:

- Diffused polycarbonate lens controls direct glare from the LEDs
- Simple snap in installation for J-Box
- Die-cast aluminum construction with a powder coat paint finish
- Can be installed in a 4" J-Box with 1-1/2" depth
- Lumen output and distribution comparable to a 100W incandescent lamp
- Suitable for use in IC or NON-IC Applications with 25°C (77°F) continuous room side ambient temperature.
- Meets California Title 24 - JA8 - 2016

### Performance:

Input Power	17.3W
Input Voltage	120V
Input Frequency	60Hz
Lumens/LPW	1170/67.6 (LM-79)
CCT	3000K
CRI	90
Life	50,000 (L70/TM-21)
EMI/RFI	FCC Title 47, Part 15, Class B
Min. Start Temp	-30 °C
Max. Operating Temp	30 °C
Warranty	5 yrs.
Labels	cCSAus classified for wet locations ENERGY STAR® qualified California Title 24 - JA8-2016

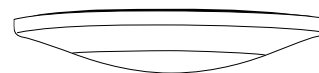
## P8222-28-30K

### Images:



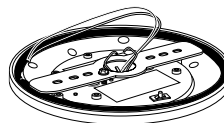
### Dimensions:

Diameter: 7.25"  
Height: 1.1875"

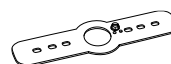


### Included Mounting Options:

#### J-Box Mount



J-Box  
Adapter



### Catalog number:

Base	Finish	Color Temp	CRI
<b>P8222</b>	<b>28 - White</b>	<b>30K - 3000K</b>	<b>BLANK - 90 CRI</b>

# P8222 Series

7.25 inch LED Flush Mount • Wet Location

## Photometrics:

## P8222-28-30K

### ELECTRICAL DATA P8222-28-30K

Input Voltage	120 V
Input Frequency	60 Hz
Input Current	0.146 A
Input Power	17.3w
Power Factor	>0.90
THD	<20%
EMI Filtering	FCC 47CFR
	Part 15, Class B
Operating Temperature	-30 °C to 30 °C
Dimming	Yes*

Over-voltage, over-current, short-circuit protected

\*See Dimming Notes for more information

### P8222-28-30K

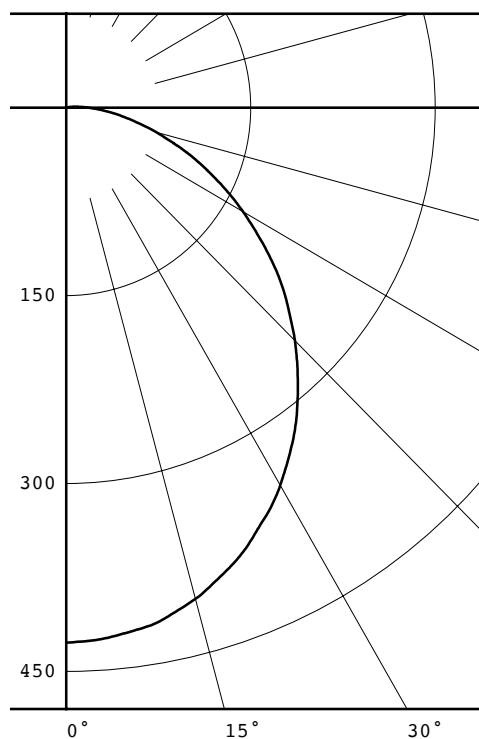
LED Light Engine: 3000K, 90 CRI

System Wattage: 17.3w

Fixture delivered lumens: 1170

Fixture Efficacy: 67.6

Spacing Criteria: 1.2



### CANDELA DISTRIBUTION

DEG	CANDELA	LUMENS
0	427	
5	424	40
15	406	114
25	370	171
35	322	201
45	263	203
55	199	178
65	134	133
75	76	81
85	33	37
90	19	
95	9	11
105	1	1
115	0	0
125	0	0
135	0	0
145	0	0
155	0	0
165	0	0
175	0	0
180	0	

### ZONAL LUMEN SUMMARY

Zone	Zone Lumens	% Luminaire
0-30	325	27.8
0-40	527	45.0
0-60	907	77.6
0-90	1158	99.0
90-120	12	1.0
90-130	12	1.0
90-150	12	1.0
90-180	12	1.0
0-180	1170	100.0

# P8222 Series

7.25 inch LED Flush Mount • Wet Location



## Dimming Notes:

**P8222-28-30K**

P8222 is designed to be compatible with many Triac/Forward Phase controls. LED rated dimmer controls may offer favorable dimming performance.

The following is a partial list of known compatible dimmer controls:

### Triac/Forward Phase Controls

Lutron	AYCL-153P
Lutron	AY-600
Lutron	TGCL-153P
Leviton	6674
Leviton	6672

Dimming capabilities will vary depending on the dimmer control, load, and circuit installation.  
Always refer to dimmer manufacturer instructions or a controls specialist for specific requirements.

Dimmer control brand names where identified above are trade names or registered trademarks of each respective company.