

## LBY Series Service Entrance Elbows for Hazardous Locations

### Description:

Plasti-Bond REDH<sub>2</sub>OT LBY type elbows are used as service entrance elbows between service entrance and vertical weatherhead conduit runs, to change direction of a conduit run 90° when space is limited, and for pull outlets. They may be used for general service or hazardous locations.

### Features:

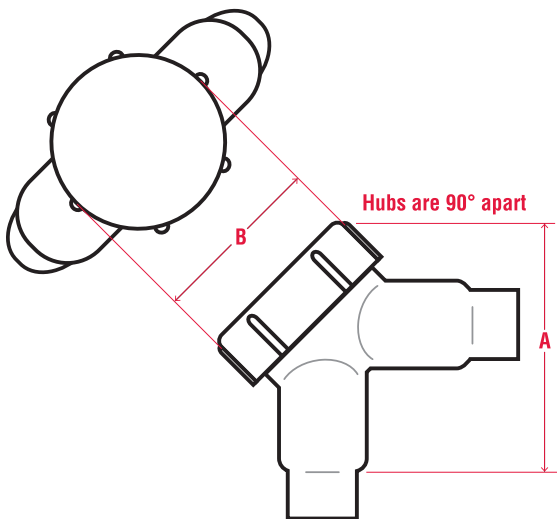
- 40 mil gray PVC exterior coating
- 2 mil red urethane interior coating
- 5 trade sizes from 1/2" through 1-1/2"
- Sealing sleeves on all conduit openings
- Molded PVC gasket seals fitting cover to body

### Standards:

#### Series PRLBY15 through PRLBY55


- NEC/CEC
  - Class I, Division 1 & 2, Groups C, D
  - Class II, Division 1, Groups E, F, G
  - Class II, Division 2, Groups F, G
  - Class III

## LBY Series Technical Data



### LBY SERIES – FOR HAZARDOUS LOCATIONS

PIPE SIZE	FERROUS CATALOG #	A	B	NOMINAL WEIGHT	ALUMINUM CATALOG #
1/2"	PRLBY15	2.81	2.08	1.0	PRLBY15SA
3/4"	PRLBY25	3.19	2.33	1.2	PRLBY25SA
1"	PRLBY35	3.25	2.58	1.7	PRLBY35SA
1-1/4"	PRLBY45	3.78	3.02	2.5	PRLBY45SA
1-1/2"	PRLBY55	4.50	3.46	2.7	PRLBY55SA



## LBY Series Service Entrance Elbows for Hazardous Locations

### Description:

Plasti-Bond REDH<sub>2</sub>OT LBY type elbows are used as service entrance elbows between service entrance and vertical weatherhead conduit runs, to change direction of a conduit run 90° when space is limited, and for pull outlets. They may be used for general service or hazardous locations.

### Features:

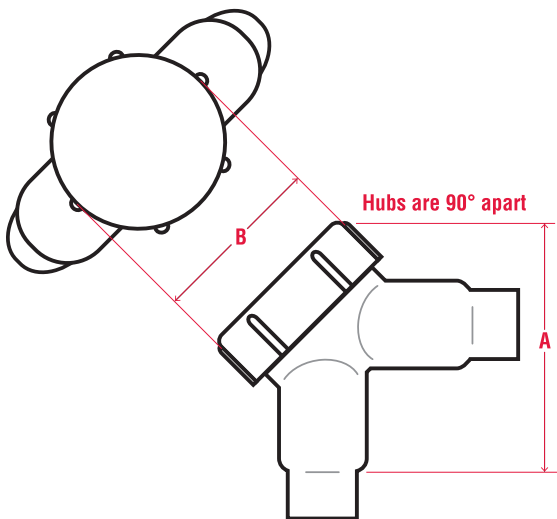
- 40 mil gray PVC exterior coating
- 2 mil red urethane interior coating
- 5 trade sizes from 1/2" through 1-1/2"
- Sealing sleeves on all conduit openings
- Molded PVC gasket seals fitting cover to body

### Standards:

#### Series PRLBY15 through PRLBY55

- NEC/CEC
  - Class I, Division 1 & 2, Groups C, D
  - Class II, Division 1, Groups E, F, G
  - Class II, Division 2, Groups F, G
  - Class III

## LBY Series Technical Data



### LBY SERIES – FOR HAZARDOUS LOCATIONS

PIPE SIZE	FERROUS CATALOG #	A	B	NOMINAL WEIGHT	ALUMINUM CATALOG #
1/2"	PRLBY15	2.81	2.08	1.0	PRLBY15SA
3/4"	PRLBY25	3.19	2.33	1.2	PRLBY25SA
1"	PRLBY35	3.25	2.58	1.7	PRLBY35SA
1-1/4"	PRLBY45	3.78	3.02	2.5	PRLBY45SA
1-1/2"	PRLBY55	4.50	3.46	2.7	PRLBY55SA