

Rigid Metal Conduit, IMC or EMT “K-Clamps”

Applications

- Designed to secure rigid metal conduit, IMC or EMT across, parallel or perpendicular to beam, channel and angle supports.

Features

- Easily installs.
- Capable of withstanding heavy loads.

Material/Finish

- Castings: malleable iron/hot dip galvanized
- Hardware: steel/mechanically galvanized

Certifications and Compliances

- CSA Standard: C22.2 No. 18.4
- CSA Certified: 065178

	Catalog Number	Trade Size (Inches)	Weight Lbs./Kgs. Per 100
Right Angle Type — Hot Dip/Mechanically Galvanized — For Rigid, IMC, EMT			
 <p>Right Angle Type</p>	PC-50RA	1/2	37.00/16.78
	PC-75RA	3/4	40.00/18.14
	PC-100RA	1	42.00/19.05
	PC-125RA	1-1/4	49.00/22.23
	PC-150RA	1-1/2	54.00/24.49
	PC-200RA	2	71.00/32.21
	PC-250RA	2-1/2	95.00/43.09
	PC-300RA	3	107.00/48.53
	PC-350RA	3-1/2	120.00/54.43
	PC-400RA	4	131.00/59.42
	PC-500RA †	5	160.00/72.57
PC-600RA †	6	195.00/88.45	
Parallel Type — Hot Dip/Mechanically Galvanized — For Rigid, IMC, EMT			
 <p>Parallel Type</p>	PC-50PAR	1/2	50.00/22.68
	PC-75PAR	3/4	53.00/24.04
	PC-100PAR	1	60.00/27.22
	PC-125PAR	1-1/4	70.00/31.75
	PC-150PAR	1-1/2	82.00/37.19
	PC-200PAR	2	132.00/59.87
	PC-250PAR	2-1/2	192.00/87.09
	PC-300PAR	3	194.00/88.00
	PC-350PAR	3-1/2	216.00/97.98
	PC-400PAR	4	232.00/105.23
Edge Type — Hot Dip/Mechanically Galvanized — For Rigid Conduit Only			
 <p>Edge Type</p>	PC-50ET	1/2	63.00/28.58
	PC-75ET	3/4	69.00/31.30
	PC-100ET	1	82.00/37.19
	PC-125ET	1-1/4	95.00/43.09
	PC-150ET	1-1/2	108.00/49.00
	PC-200ET	2	121.00/54.88
	PC-250ET	2-1/2	153.00/69.40
PC-300ET	3	214.00/97.07	

† Not CSA Certified.

Rigid Metal Conduit, IMC or EMT “K-Clamps”

Applications

- Designed to secure rigid metal conduit, IMC or EMT across, parallel or perpendicular to beam, channel and angle supports.

Features

- Easily installs.
- Capable of withstanding heavy loads.

Material/Finish

- Castings: malleable iron/hot dip galvanized
- Hardware: steel/mechanically galvanized

Certifications and Compliances

- CSA Standard: C22.2 No. 18.4
- CSA Certified: 065178

	Catalog Number	Trade Size (Inches)	Weight Lbs./Kgs. Per 100
Right Angle Type — Hot Dip/Mechanically Galvanized — For Rigid, IMC, EMT			
 <p>Right Angle Type</p>	PC-50RA	1/2	37.00/16.78
	PC-75RA	3/4	40.00/18.14
	PC-100RA	1	42.00/19.05
	PC-125RA	1-1/4	49.00/22.23
	PC-150RA	1-1/2	54.00/24.49
	PC-200RA	2	71.00/32.21
	PC-250RA	2-1/2	95.00/43.09
	PC-300RA	3	107.00/48.53
	PC-350RA	3-1/2	120.00/54.43
	PC-400RA	4	131.00/59.42
	PC-500RA †	5	160.00/72.57
PC-600RA †	6	195.00/88.45	
Parallel Type — Hot Dip/Mechanically Galvanized — For Rigid, IMC, EMT			
 <p>Parallel Type</p>	PC-50PAR	1/2	50.00/22.68
	PC-75PAR	3/4	53.00/24.04
	PC-100PAR	1	60.00/27.22
	PC-125PAR	1-1/4	70.00/31.75
	PC-150PAR	1-1/2	82.00/37.19
	PC-200PAR	2	132.00/59.87
	PC-250PAR	2-1/2	192.00/87.09
	PC-300PAR	3	194.00/88.00
	PC-350PAR	3-1/2	216.00/97.98
PC-400PAR	4	232.00/105.23	
Edge Type — Hot Dip/Mechanically Galvanized — For Rigid Conduit Only			
 <p>Edge Type</p>	PC-50ET	1/2	63.00/28.58
	PC-75ET	3/4	69.00/31.30
	PC-100ET	1	82.00/37.19
	PC-125ET	1-1/4	95.00/43.09
	PC-150ET	1-1/2	108.00/49.00
	PC-200ET	2	121.00/54.88
	PC-250ET	2-1/2	153.00/69.40
PC-300ET	3	214.00/97.07	

† Not CSA Certified.