

# QO® Circuit Breakers

with VISI-TRIP® Indicator

QO 1-pole



1 Space Required

QO 2-pole



2 Spaces Required

QO Three-pole



3 Spaces Required

QO2200 2-pole  
200 A



4 Spaces Required

QO/QOB Ring Terminal (20% Price Adder)—Factory-installed Only

Ampere Rating	Poles	Suffix
10-30	1, 2, 3	5237
35-60	1, 2	5238
35-50	3	
70-110	2	5273
60-100	3	

### Circuit Breaker Wire Sizes▲

Breaker Type	Ampere Rating	Wire Size (AWG)	
		Al	Cu
QO 1-pole	10-30	#14-8	#14-8
	10-30	..	(2) #14-10
	35-70	#8-2	#8-2
QO 2-pole	10-30	#14-8	#14-8
	10-30	..	(2) #14-10
	35-70	#8-2	#8-2
	80-125	#4-2/0	#4-2/0
QO 3-pole	10-30	#14-8	#14-8
	35-70	#8-2	#8-2
	80-125	#4-2/0	#4-2/0
QOB-VH	110-150	#4-300 kcmil	#4-300 kcmil
QO-AFI, QO-GFI & QO-EPD	15-30, 40, 50, 60	#12-8, #12-4	#14-8, #14-6
QO-PL	10-60	#12-2	#14-2

### QO Miniature Circuit Breakers

SQUARE D QO miniature circuit breakers are plug-on products for use in QO load centers, NQ panelboards, NQ OEM interiors or SPEED-D® switchboard distribution panels. Bolt-on QOB circuit breakers are for use in NQ panelboards or interiors.\*

### Plug-On Circuit Breakers—CSA Listed Amperes Interrupting Rating (AIR) In Amperes RMS Symmetrical

Amperes Rating▲	1-pole—120/240 Vac	2-pole—120/240 Vac Common Trip	2-pole—240 Vac ■ Common Trip	Three-pole—240 Vac Common Trip
	Catalogue Number	Catalogue Number	Catalogue Number	Catalogue Number
<b>10,000 AIR</b>				
10	QO110	QO210	..	QO310
15	QO115 ◆★	QO215 ◆	QO215H	QO315 ◆
20	QO120 ◆★	QO220 ◆	QO220H	QO320 ◆
25	QO125 ◆	QO225 ◆	QO225H	QO325 ◆
30	QO130 ◆	QO230 ◆	QO230H	QO330 ◆
35	QO135 ◆	QO235 ◆	..	QO335 ◆
40	QO140 ◆	QO240 ◆	QO240H	QO340 ◆
45	QO145 ◆	QO245 ◆	..	QO345 ◆
50	QO150 ◆	QO250 ◆	QO250H	QO350 ◆
60	QO160 ◆	QO260 ◆	QO260H	QO360 ◆
70	QO170 ◆	QO270 ◆	QO270H	QO370 ◆
80	..	QO280 ◆	QO280H	QO380 ◆
90	..	QO290 ◆	QO290H	QO390 ◆
100	..	QO2100 ◆	QO2100H	QO3100 ◆
110	..	QO2110 ◆	..	..
125	..	QO2125 ◆	..	..
150	..	..	..	..
175	..	..	..	..
200	..	..	..	..
Molded Case Switch 60 A max.—240 Vac	..	..	QO200	QO300
Molded Case Switch 100 A max.—240 Vac	..	..	QO2000△	QO3000△

### 22,000 AIR

15	QO115VH ◆★	QO215VH □◆	..	QO315VH □◆
20	QO120VH ◆★	QO220VH □◆	..	QO320VH □◆
25	QO125VH ◆	QO225VH □◆	..	QO325VH □◆
30	QO130VH ◆	QO230VH □◆	..	QO330VH □◆
40	..	QO240VH □◆	..	QO340VH □◆
50	..	QO250VH □◆	..	QO350VH □◆
60	..	QO260VH □◆	..	QO360VH □◆
70	..	QO270VH □◆	..	QO370VH □◆
80	..	QO280VH □◆	..	QO380VH □◆
90	..	QO290VH □◆	..	QO390VH □◆
100	..	QO2100VH □◆	..	QO3100VH □◆
110	..	QO2110VH □◆	..	..
125	..	QO2125VH □◆	..	..
150	..	..	..	..
175	..	..	..	..
200	..	..	..	..

### 42,000 AIR

40	..	QOH240 ◆△	..	..
45	..	QOH245 ◆△	..	..
50	..	QOH250 ◆△	..	..
60	..	QOH260 ◆△	..	..
70	..	QOH270 ◆	..	..
80	..	QOH280 ◆	..	..
90	..	QOH290 ◆	..	..
100	..	QOH2100 ◆	..	..
110	..	QOH2110 ◆△	..	..
125	..	QOH2125 ◆	..	..

### 65,000 AIR

15	QH115 ◆★	QH215 ◆	..	QH315 ◆
20	QH120 ◆★	QH220 ◆	..	QH320 ◆
25	QH125 ◆△	QH225 ◆△	..	QH325 ◆△
30	QH130 ◆	QH230 ◆	..	QH330 ◆

▲ 10-30 A circuit breakers are suitable for use with 60°C or 75°C conductors. 35-125 A circuit breakers are suitable for use with 75°C conductors. ■ CSA Listed 5000 AIR on corner grounded Delta systems.

◆ CSA Listed as HACR type for use with air conditioning, heating and refrigeration equipment having motor group combinations and marked for use with HACR type circuit breakers.

★ CSA Listed as SWD (switching duty) rated. Suitable for switching 120 Vac fluorescent lighting loads.

▼ Requires four spaces (#1-300 kcmil Al/Cu). Not suitable for use in 3-phase panel. Use only in single phase panel rated 150 A or greater.

△ Order only. Contact your nearest Schneider Electric sales office.

□ CSA Listed for use ahead of QO, QO-GFI, QO-EPD, QOT, and QO-PL 10,000 AIR circuit breakers to permit their application at 22,000 A fault level.

◇ 100 A maximum branch mounted opposite.

\* See Digest Section DE1 for load centers, and this Section for panelboards and interiors.

Additional Information

Accessories ..... DE5-5

## Plug-On Circuit Breakers



1-pole  
QO-AFI



1-pole  
QO-GFI



2-pole  
QO-GFI



Two-wire  
QO-SWN



Three-wire  
QO-SWN



QO  
1-pole  
With Shunt Trip



QO-K Key  
Operated

**QO-HM** High magnetic trip circuit breakers are recommended for applications where high initial inrush may occur and for individual dimmer applications.

Ampere Rating ▲	1-pole
	Catalogue No
<b>120 Vac—10,000 AIR</b>	
15	QO115HM◆★
20	QO120HM◆★

**QO-AFI** QO Circuit Breakers with arc fault protection in accordance with UL1699.

Ampere Rating ▲	1-pole 120 Vac	1-pole 120 Vac
	10,000 AIR	22,000 AIR
	1 Space Required	1 Space Required
	Catalogue No.	Catalogue No.
15	QO115AFI★	QO115VHAFI★
20	QO120AFI★	QO120VHAFI★
15	QO115CAFI※	.....
20	QO120CAFI※	.....

**QO-GFI** QWIK-GARD® circuit breakers with Class A 4-6 mA ground fault protection.▼

Ampere Rating ▲	QWIK-GARD Circuit Breakers With Ground Fault Circuit Interrupter		
	1-pole 120 Vac		2-pole Common Trip 120/240 Vac
	10,000 AIR	22,000 AIR	10,000 AIR
	1 Space Required	1 Space Required	2 Spaces Required
	Catalogue No.	Catalogue No.	Catalogue No.
15	QO115GFI	QO115VHGFI	QO215GFI
20	QO120GFI	QO120VHGFI	QO220GFI
25	QO125GFI	QO125VHGFI	QO225GFI
30	QO130GFI	QO130VHGFI	QO230GFI
40	.....	.....	QO240GFI
50	.....	.....	QO250GFI
60	.....	.....	QO260GFI■

**QO-EPD** QO-EPD circuit breakers provide overload and short circuit protection combined with Class B 30 mA ground fault protection.

Ampere Rating ▲	1-pole 120 Vac	2-pole Common Trip 120/240 Vac
	10,000 AIR	10,000 AIR
	1 Space Required	2 Spaces Required
	Catalogue No.	Catalogue No.
15	QO115EPD	QO215EPD
20	QO120EPD	QO220EPD
25	QO125EPD	QO225EPD
30	QO130EPD	QO230EPD
40	.....	QO240EPD
50	.....	QO250EPD
60	.....	QO260EPD■

**QO-SWN** Switch Neutral Common Trip 2002 NEC® 514.11

Ampere Rating ▲	2 Wire 120 Vac	3 Wire 120/240 Vac
	10,000 AIR	10,000 AIR
	2 Spaces Required	3 Spaces Required
	Catalogue No.	Catalogue No.
10	QO210SWN	QO310SWN
15	QO215SWN	QO315SWN
20	QO220SWN	QO320SWN
25	QO225SWN	QO325SWN
30	QO230SWN	QO330SWN
40	QO240SWN	QO340SWN
50	QO250SWN	QO350SWN

**QO-HID** QO-HID Circuit Breakers

HID circuit breakers are for use on circuits feeding fluorescent and high intensity discharge (HID) lighting systems such as mercury vapor, metal halide, or high pressure sodium.

Ampere Rating ▲	1-pole 120/240 Vac	2-pole Common Trip 120/240 Vac	3-pole Common Trip 240 Vac
	10,000 AIR	10,000 AIR	10,000 AIR
	1 Space Required	2 Spaces Required	3 Spaces Required
	Catalogue No.	Catalogue No.	Catalogue No.
15	QO115HID◆	QO215HID	QO315HID
20	QO120HID◆	QO220HID	QO320HID
25	QO125HID	QO225HID	QO325HID
30	QO130HID	QO230HID	QO330HID
40	QO140HID	QO240HID	.....
50	QO150HID	QO250HID	.....

**QO-K** Key operated QO circuit breakers can be turned ON or OFF or to RESET with a special key (Catalogue No. QOK10) included with the circuit breaker.

120 Vac—10,000 AIR (1 Space Required)	
Ampere Rating ▲	Catalogue No.
10	QO110K
15	QO115K
20	QO120K
25	QO125K
30	QO130K

## Non-automatic Molded Case Switches

Miniature non-automatic switches have the same physical packaging as miniature circuit breakers, but open only when the handle is switched to the OFF position.

### 240 Vac 10,000 AIR 1 Space Required

Ampere Rating	2-pole	3-pole
	Catalogue No.	Catalogue No.
60	QO200	QO300
100	QO2000	QO3000

No overcurrent protection or short circuit protection.



- ▲ 10–30 ampere breakers are suitable for use with 60°C or 75°C conductors. 35–60 ampere circuit breakers are suitable for use with 75°C conductors.
- Suitable only for feeding 240 Vac and 208 Vac 2 wire loads. Does not contain load neutral connection.
- ◆ CSA Listed as SWD (switching duty) rated. Suitable for switching 120 Vac fluorescent lighting loads.
- ★ CSA Listed as HACR type for use with air conditioning, heating and refrigeration equipment having motor group combinations and marked for use with HACR type circuit breakers.
- ▼ Do not connect to more than 250 feet of load conductor for the total one-way run to prevent nuisance tripping.
- ※ Combination AFCI devices provide protection against both high-energy parallel arcing (same as existing branch/feeder AFCI's) and low energy (5A) series arcing.

# Selection Information

## Miniature Circuit Breakers

Class 500, 600

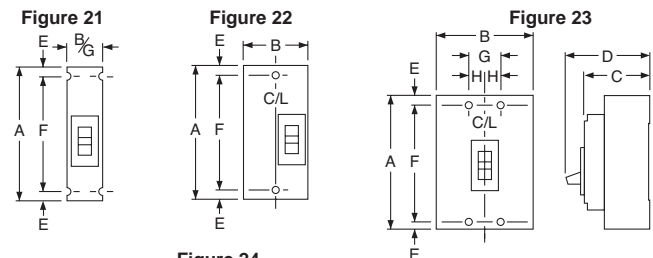
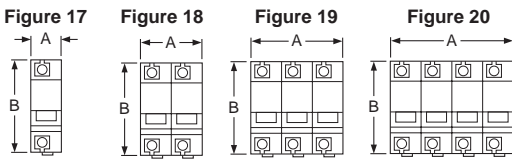
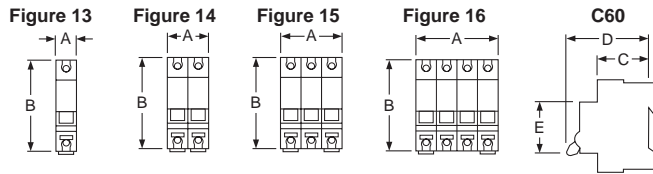
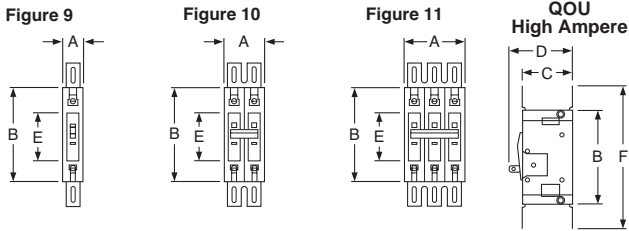
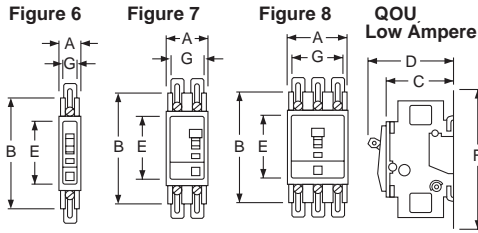
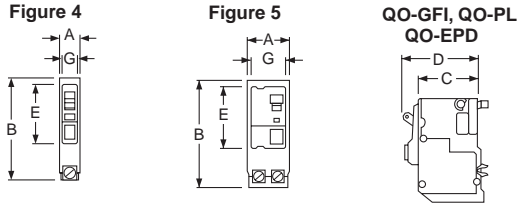
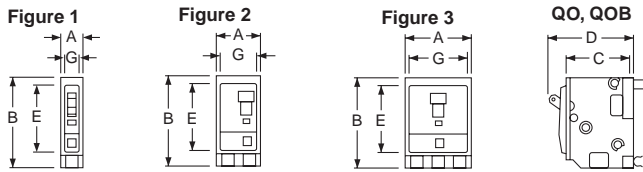
DE3 CIRCUIT BREAKERS

		CHOM Circuit Breakers							QO™ Circuit Breakers																												
																																					
Circuit Breaker Type	Plug-on	CHOM	CHOM-AFI	CHOM-GFI	CHOM-EPD	CHOMT	QO	QO-H	QO-VH	QO-VH	QO-VH	QH	QOT	QO-CAFI	QO-VHAFI	QO-GFI	QO-VHGFI	QO-EPD QO-EPE																			
	Bolt-on	—	—	—	—	—	—	QOB	QOB-H	—	—	—	QOB-VH	QHB	—	QOB-CAFI	QOB-VHAFI	QOB-GFI	QOB-VHGFI	QOB-EPD QOB-EPE																	
	Unit Mount	—	—	—	—	—	—	—	—	—	—	—	—	—	—	—	—	—	—	—																	
Number of Poles	1	2	1	1	2	1	2	1	2	3	2	1	2	3	1	2, 3 ▲	1, 2	3	1	1	1	1	2	3	1	1	2	3									
Current Range	15-50	15-200 ◉	15-20	15-20	15-50	15-20	15-50	15-50 ■	10-70	10-200 ◉	10-100	15-100	15-30	15-125	15-100	15-30	15-150	15-30	15-30	15-30	15-30	15-20	15-30	15-30	15-60	15-50	15-30	15-30	15-60	15-50							
<b>Interrupting Ratings</b>																																					
UL/CSA Rating (50/60 Hz)	120 Vac	10	10	10	10	10	10	10	10	10	10	10	22	22	22	22	22	65	65	10	10	22	10	10	—	22	10	10	—								
	120/240 Vac	10	10	—	—	10	—	10	10	10	10	10	22	22	22	22	22	65	65	10	—	—	—	10	—	—	—	10	—								
	208Y/120	—	—	—	—	—	—	—	—	—	—	—	—	—	—	—	—	—	—	—	—	—	—	—	—	—	—	—	—								
	240 Vac ★	—	—	—	—	—	—	—	—	—	10	10	—	—	—	—	—	—	—	—	—	—	—	—	—	—	—	—	—	10							
	277 Vac	—	—	—	—	—	—	—	—	—	—	—	—	—	—	—	—	—	—	—	—	—	—	—	—	—	—	—	—	—							
DC Ratings	480Y/277 Vac	—	—	—	—	—	—	—	—	—	—	—	—	—	—	—	—	—	—	—	—	—	—	—	—	—	—	—	—								
	48 Vdc	—	—	—	—	—	—	—	5▼	5▼	5▼	—	—	—	—	—	—	—	—	—	—	—	—	—	—	—	—	—	—								
	60 Vdc	—	—	—	—	—	—	—	—	—	—	—	—	—	—	—	—	—	—	—	—	—	—	—	—	—	—	—	—								
	65 Vdc	—	—	—	—	—	—	—	—	—	—	—	—	—	—	—	—	—	—	—	—	—	—	—	—	—	—	—	—								
	125 Vdc	—	—	—	—	—	—	—	—	—	—	—	—	—	—	—	—	—	—	—	—	—	—	—	—	—	—	—	—								
IEC 60947-2 (50/60 Hz) ▼	IEC (Icu)	—	—	—	—	—	—	—	—	—	—	—	—	—	—	—	—	—	—	—	—	—	—	—	—	—	—	—	—								
	—	—	—	—	—	—	—	—	—	—	—	—	—	—	—	—	—	—	—	—	—	—	—	—	—	—	—	—	—								
<b>Special Ratings</b>																																					
CCC																																					
Fed. Specs W-C-375B/GEN																																					
Other Standard																																					
HACR ▲ NOM																																					
HACR ▲																																					
HACR □ NOM																																					
HACR □																																					
HACR □																																					
NOM																																					
NOM																																					
<b>Accessories and Modifications</b>																																					
Shunt Trip ◊																																					
Undervoltage Trip																																					
Auxiliary Switches ◊																																					
Alarm Switch ◊																																					
Handle Operators																																					
Handle Padlock Attachment																																					
<b>Trip System Type</b>																																					
Thermal-magnetic																																					
Molded Case Switch																																					
<b>Dimensions (1P Unit Mount)</b>																																					
Dimensions (1P Unit Mount) in. (mm)	Height	3.13 (79)							3.5 (89) ▲							4.75 (121)			4.12 (103)																		
	Width	1.00 (25)							0.75 (19) ▲																												
	Depth	2.98 (76)							2.92 (74) ▲																												
Pages														Section DE1														Pages DE3-10, DE3-11									

- ▲ See page DE3-54 for dimensions for: QOB2150VH, QOB3110VH, QOB3125VH and QOB3150VH.
- CHOMT tandem is 30 A maximum. CHOMT quad has 20 A maximum on outside poles, and 50 A maximum on the inside poles.
- ◆ AFI, EPD and GFI products are rated 60 Hz only.
- ★ 22 kA @ 240 Vac for 3P only.
- ▼ 1P and 2P, 10-70 A and 3P 10-60 A only.
- △ HACR on CHOM 1P 15-50 A and 2P 15-100 A
- HACR on QO, QOB 1P 10-70 A, 2P 15-100 A, 3P 10-100 A; QOB-VH 1P 15-70 A, 2P 15-125 A, 3P 15-100 A.
- ◊ Factory-installed option only.
- ☆ Factory-installed accessories are not available on QOB-VH 2P150 A and 3P 110-150 A.
- ▽ Handle padlock attachment available for CHOMT quad tandem only.
- ◉ 2P 150-200 A requires 4P width.

# Dimensions and Shipping Weights

## Miniature and Molded Case Circuit Breakers



### QO™, QOU, Multi 9™ Circuit Breakers

Circuit Breaker Catalogue No. Prefix	No. Poles	Fig. No.	Dimensions—Inches						
			A	B	C	D	E	F	G
QO, QOB	1	1	0.75	3.00▲	2.31	2.91	2.25	...	0.59
	2	2	1.50	3.00▲	2.31	2.91	2.25	...	1.34
	3	3	2.25	3.00▲	2.31	2.91	2.25	...	2.09
QOB-VH 150 A QOB-VH 110–150 A	2	2	3.0	5.72	2.53	4.90	3.78	...	2.85
	3	3	4.50	5.72	2.53	4.90	3.78	...	4.35
QO-PL QO-GFI QO-EPD	1	4	0.75	4.12■	2.31	2.91	2.25	...	0.59
	2	5	1.50	4.12■	2.31	2.91	2.25	...	1.34
	3	5	2.25	4.12■	2.31	2.91	2.25	...	2.09
QOU Low Ampere	1	6	0.75	4.05♦	2.38	2.98	2.25	5.00▼	0.62
	2	7	1.50	4.05♦	2.38	2.98	2.25	5.00▼	1.37
	3	8	2.25	4.05★	2.38	2.98	2.25	5.00△	2.12
QOU High Ampere	1	9	0.75	4.45	2.37	2.96	2.25	6.78	...
	2	10	1.50	4.45	2.37	2.96	2.25	6.78	...
	3	11	2.25	4.45	2.37	2.96	2.25	6.78	...
Multi 9™ C60	1	13	0.71	3.19	1.73	2.76	1.77	—	—
	2	14	1.42	3.19	1.73	2.76	1.77	—	—
	3	15	2.13	3.19	1.73	2.76	1.77	—	—
	4	16	2.84	3.19	1.73	2.76	1.77	—	—

- ▲ 35–70 A is 3.12 in; 80–100 A 2-pole and 70–100 A 3-pole are 3.50 in.
- QO-PL is 4.55 in.
- ♦ 80–100 A 1-pole and 80–125 A 2-pole are 4.45 in.
- ★ 70–100 A 4.45 in.
- ▼ 80–100 A 1-pole and 80–125 A 2-pole are 6.78 in.
- △ 70–100 A is 6.78 in.

### QB, QD, QG, QJ, Q4, FA, FI, KI, LA, LH Circuit Breakers

Circuit Breaker Catalogue No. Prefix	No. Poles	Fig. No.	Dimensions—Inches							
			A	B	C	D	E	F	G	H
QB, QD, QG, QJ	2	22	6.47	3.00	3.02	3.93	□	4.25	...	...
	3	23	6.47	4.50	3.02	3.93	□	4.25	1.50	0.75
FAL, FHL	1	21	6.00	1.50	3.16	4.13	0.44	5.13	1.50	...
	2	22	6.00	3.00	3.16	4.13	0.44	5.13	...	...
	3	23	6.00	4.50	3.16	4.13	0.44	5.13	1.50	0.75
FIL, KIL	2 & 3	23	8.00	4.50	3.66	4.75	0.44	7.13	1.50	0.75
Q4L, LAL, LHL	2 & 3	23	11.00	6.00	4.06	5.84	0.88	9.25	2.00	1.00

□ Dimensions E are 1.59 in at ON end and 0.63 in at OFF end.

### Shipping Weights ◊

Frame Size	Approx. Shipping Weight (Lbs.)	Frame Size	Approx. Shipping Weight (Lbs.)
FAL, FHL 1P	2	KIL	9
FAL, FHL 2P	3	LAL, LHL	15
FAL, FHL 3P	5	LIL LXIL	25
FIL	8	Q4L	15
QB, QD, QG, QJ	4		

◊ All weights are for 3P circuit breakers unless otherwise noted.

# QO® Circuit Breakers

with VISI-TRIP® Indicator

QO 1-pole



1 Space Required

QO 2-pole



2 Spaces Required

QO Three-pole



3 Spaces Required

QO2200 2-pole  
200 A



4 Spaces Required

QO/QOB Ring Terminal (20% Price Adder)—Factory-installed Only

Ampere Rating	Poles	Suffix
10-30	1, 2, 3	5237
35-60	1, 2	5238
35-50	3	
70-110	2	5273
60-100	3	

### Circuit Breaker Wire Sizes▲

Breaker Type	Ampere Rating	Wire Size (AWG)	
		Al	Cu
QO 1-pole	10-30	#14-8	#14-8
	10-30	...	(2) #14-10
	35-70	#8-2	#8-2
QO 2-pole	10-30	#14-8	#14-8
	10-30	...	(2) #14-10
	35-70	#8-2	#8-2
	80-125	#4-2/0	#4-2/0
QO 3-pole	10-30	#14-8	#14-8
	35-70	#8-2	#8-2
	80-125	#4-2/0	#4-2/0
QOB-VH	110-150	#4-300 kcmil	#4-300 kcmil
QO-AFI, QO-GFI & QO-EPD	15-30, 40, 50, 60	#12-8, #12-4	#14-8, #14-6
QO-PL	10-60	#12-2	#14-2

### QO Miniature Circuit Breakers

SQUARE D QO miniature circuit breakers are plug-on products for use in QO load centers, NQ panelboards, NQ OEM interiors or SPEED-D® switchboard distribution panels. Bolt-on QOB circuit breakers are for use in NQ panelboards or interiors.\*

### Plug-On Circuit Breakers—CSA Listed Amperes Interrupting Rating (AIR) In Amperes RMS Symmetrical

Amperes Rating▲	1-pole—120/240 Vac	2-pole—120/240 Vac Common Trip	2-pole—240 Vac ■ Common Trip	Three-pole—240 Vac Common Trip
	Catalogue Number	Catalogue Number	Catalogue Number	Catalogue Number
<b>10,000 AIR</b>				
10	QO110	QO210	...	QO310
15	QO115 ◆★	QO215 ◆	QO215H	QO315 ◆
20	QO120 ◆★	QO220 ◆	QO220H	QO320 ◆
25	QO125 ◆	QO225 ◆	QO225H	QO325 ◆
30	QO130 ◆	QO230 ◆	QO230H	QO330 ◆
35	QO135 ◆	QO235 ◆	...	QO335 ◆
40	QO140 ◆	QO240 ◆	QO240H	QO340 ◆
45	QO145 ◆	QO245 ◆	...	QO345 ◆
50	QO150 ◆	QO250 ◆	QO250H	QO350 ◆
60	QO160 ◆	QO260 ◆	QO260H	QO360 ◆
70	QO170 ◆	QO270 ◆	QO270H	QO370 ◆
80	...	QO280 ◆	QO280H	QO380 ◆
90	...	QO290 ◆	QO290H	QO390 ◆
100	...	QO2100 ◆	QO2100H	QO3100 ◆
110	...	QO2110 ◆	...	...
125	...	QO2125 ◆	...	...
150	...	...	...	...
175	...	...	...	...
200	...	...	...	...
Molded Case Switch 60 A max.—240 Vac		...	QO200	QO300
Molded Case Switch 100 A max.—240 Vac		...	QO2000△	QO3000△

### 22,000 AIR

15	QO115VH ◆★	QO215VH □◆	...	QO315VH □◆
20	QO120VH ◆★	QO220VH □◆	...	QO320VH □◆
25	QO125VH ◆	QO225VH □◆	...	QO325VH □◆
30	QO130VH ◆	QO230VH □◆	...	QO330VH □◆
40	...	QO240VH □◆	...	QO340VH □◆
50	...	QO250VH □◆	...	QO350VH □◆
60	...	QO260VH □◆	...	QO360VH □◆
70	...	QO270VH □◆	...	QO370VH □◆
80	...	QO280VH □◆	...	QO380VH □◆
90	...	QO290VH □◆	...	QO390VH □◆
100	...	QO2100VH □◆	...	QO3100VH □◆
110	...	QO2110VH □◆	...	...
125	...	QO2125VH □◆	...	...
150	...	...	...	...
175	...	...	...	...
200	...	...	...	...

### 42,000 AIR

40	...	QOH240 ◆△	...	...
45	...	QOH245 ◆△	...	...
50	...	QOH250 ◆△	...	...
60	...	QOH260 ◆△	...	...
70	...	QOH270 ◆	...	...
80	...	QOH280 ◆	...	...
90	...	QOH290 ◆	...	...
100	...	QOH2100 ◆	...	...
110	...	QOH2110 ◆△	...	...
125	...	QOH2125 ◆	...	...

### 65,000 AIR

15	QH115 ◆★	QH215 ◆	...	QH315 ◆
20	QH120 ◆★	QH220 ◆	...	QH320 ◆
25	QH125 ◆△	QH225 ◆△	...	QH325 ◆△
30	QH130 ◆	QH230 ◆	...	QH330 ◆

▲ 10-30 A circuit breakers are suitable for use with 60°C or 75°C conductors. 35-125 A circuit breakers are suitable for use with 75°C conductors. ■ CSA Listed 5000 AIR on corner grounded Delta systems.

◆ CSA Listed as HACR type for use with air conditioning, heating and refrigeration equipment having motor group combinations and marked for use with HACR type circuit breakers.

★ CSA Listed as SWD (switching duty) rated. Suitable for switching 120 Vac fluorescent lighting loads.

▼ Requires four spaces (#1-300 kcmil Al/Cu). Not suitable for use in 3-phase panel. Use only in single phase panel rated 150 A or greater.

△ Order only. Contact your nearest Schneider Electric sales office.

□ CSA Listed for use ahead of QO, QO-GFI, QO-EPD, QOT, and QO-PL 10,000 AIR circuit breakers to permit their application at 22,000 A fault level.

◇ 100 A maximum branch mounted opposite.

\* See Digest Section DE1 for load centers, and this Section for panelboards and interiors.

Additional Information

Accessories ..... DE5-5

## Plug-On Circuit Breakers



1-pole  
QO-AFI



1-pole  
QO-GFI



2-pole  
QO-GFI



Two-wire  
QO-SWN



Three-wire  
QO-SWN



QO  
1-pole  
With Shunt Trip



QO-K Key  
Operated

**QO-HM** High magnetic trip circuit breakers are recommended for applications where high initial inrush may occur and for individual dimmer applications.

Ampere Rating ▲	1-pole
	Catalogue No
<b>120 Vac—10,000 AIR</b>	
15	QO115HM◆★
20	QO120HM◆★

**QO-AFI** QO Circuit Breakers with arc fault protection in accordance with UL1699.

Ampere Rating ▲	1-pole 120 Vac	1-pole 120 Vac
	10,000 AIR	22,000 AIR
	1 Space Required	1 Space Required
	Catalogue No.	Catalogue No.
15	QO115AFI★	QO115VHAFI★
20	QO120AFI★	QO120VHAFI★
15	QO115CAFI※	.....
20	QO120CAFI※	.....

**QO-GFI** QWIK-GARD® circuit breakers with Class A 4-6 mA ground fault protection.▼

Ampere Rating ▲	QWIK-GARD Circuit Breakers With Ground Fault Circuit Interrupter		
	1-pole 120 Vac		2-pole Common Trip 120/240 Vac
	10,000 AIR	22,000 AIR	10,000 AIR
	1 Space Required	1 Space Required	2 Spaces Required
	Catalogue No.	Catalogue No.	Catalogue No.
15	QO115GFI	QO115VHGFI	QO215GFI
20	QO120GFI	QO120VHGFI	QO220GFI
25	QO125GFI	QO125VHGFI	QO225GFI
30	QO130GFI	QO130VHGFI	QO230GFI
40	.....	.....	QO240GFI
50	.....	.....	QO250GFI
60	.....	.....	QO260GFI■

**QO-EPD** QO-EPD circuit breakers provide overload and short circuit protection combined with Class B 30 mA ground fault protection.

Ampere Rating ▲	1-pole 120 Vac	2-pole Common Trip 120/240 Vac
	10,000 AIR	10,000 AIR
	1 Space Required	2 Spaces Required
	Catalogue No.	Catalogue No.
15	QO115EPD	QO215EPD
20	QO120EPD	QO220EPD
25	QO125EPD	QO225EPD
30	QO130EPD	QO230EPD
40	.....	QO240EPD
50	.....	QO250EPD
60	.....	QO260EPD■

**QO-SWN** Switch Neutral Common Trip 2002 NEC® 514.11

Ampere Rating ▲	2 Wire 120 Vac	3 Wire 120/240 Vac
	10,000 AIR	10,000 AIR
	2 Spaces Required	3 Spaces Required
	Catalogue No.	Catalogue No.
10	QO210SWN	QO310SWN
15	QO215SWN	QO315SWN
20	QO220SWN	QO320SWN
25	QO225SWN	QO325SWN
30	QO230SWN	QO330SWN
40	QO240SWN	QO340SWN
50	QO250SWN	QO350SWN

**QO-HID** QO-HID Circuit Breakers

HID circuit breakers are for use on circuits feeding fluorescent and high intensity discharge (HID) lighting systems such as mercury vapor, metal halide, or high pressure sodium.

Ampere Rating ▲	1-pole 120/240 Vac	2-pole Common Trip 120/240 Vac	3-pole Common Trip 240 Vac
	10,000 AIR	10,000 AIR	10,000 AIR
	1 Space Required	2 Spaces Required	3 Spaces Required
	Catalogue No.	Catalogue No.	Catalogue No.
15	QO115HID◆	QO215HID	QO315HID
20	QO120HID◆	QO220HID	QO320HID
25	QO125HID	QO225HID	QO325HID
30	QO130HID	QO230HID	QO330HID
40	QO140HID	QO240HID	.....
50	QO150HID	QO250HID	.....

**QO-K** Key operated QO circuit breakers can be turned ON or OFF or to RESET with a special key (Catalogue No. QOK10) included with the circuit breaker.

120 Vac—10,000 AIR (1 Space Required)	
Ampere Rating ▲	Catalogue No.
10	QO110K
15	QO115K
20	QO120K
25	QO125K
30	QO130K

## Non-automatic Molded Case Switches

Miniature non-automatic switches have the same physical packaging as miniature circuit breakers, but open only when the handle is switched to the OFF position.

### 240 Vac 10,000 AIR 1 Space Required

Ampere Rating	2-pole	3-pole
	Catalogue No.	Catalogue No.
60	QO200	QO300
100	QO2000	QO3000

No overcurrent protection or short circuit protection.



- ▲ 10–30 ampere breakers are suitable for use with 60°C or 75°C conductors. 35–60 ampere circuit breakers are suitable for use with 75°C conductors.
- Suitable only for feeding 240 Vac and 208 Vac 2 wire loads. Does not contain load neutral connection.
- ◆ CSA Listed as SWD (switching duty) rated. Suitable for switching 120 Vac fluorescent lighting loads.
- ★ CSA Listed as HACR type for use with air conditioning, heating and refrigeration equipment having motor group combinations and marked for use with HACR type circuit breakers.
- ▼ Do not connect to more than 250 feet of load conductor for the total one-way run to prevent nuisance tripping.
- ※ Combination AFCI devices provide protection against both high-energy parallel arcing (same as existing branch/feeder AFCI's) and low energy (5A) series arcing.

# Selection Information

## Miniature Circuit Breakers

Class 500, 600

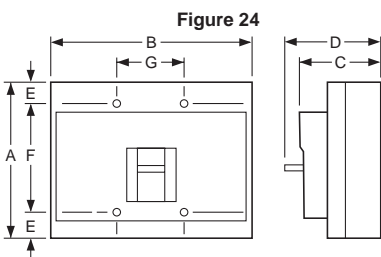
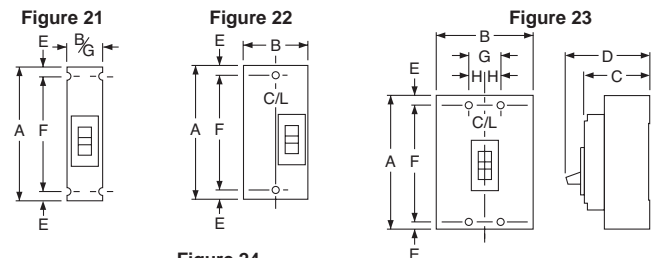
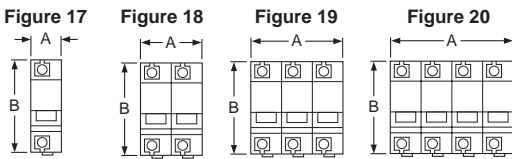
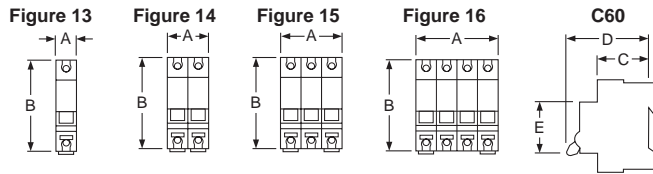
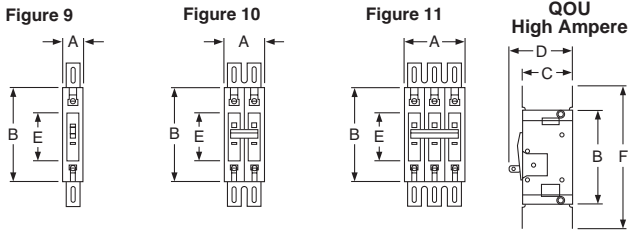
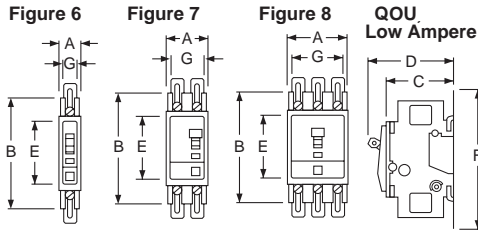
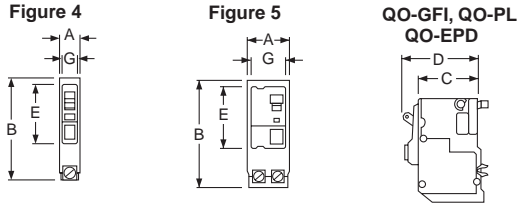
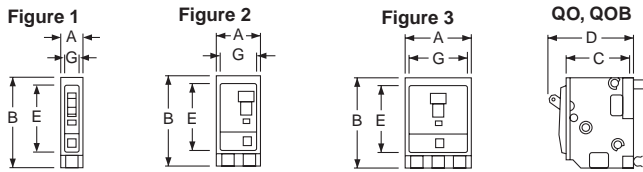
DE3 CIRCUIT BREAKERS

		CHOM Circuit Breakers							QO™ Circuit Breakers																																
																																									
Circuit Breaker Type	Plug-on	CHOM	CHOM-AFI	CHOM-GFI	CHOM-EPD	CHOMT	QO	QO-H	QO-VH	QH	QOT	QO-CAFI	QO-VHAFI	QO-GFI	QO-VHGFI	QO-EPD QO-EPE	QOB	QOB-H	QOB-VH	QHB	QOB-CAFI	QOB-VHAFI	QOB-GFI	QOB-VHGFI	QOB-EPD QOB-EPE																
	Bolt-on	—	—	—	—	—	—	—	—	—	—	—	—	—	—	—	—	—	—	—	—	—	—	—																	
	Unit Mount	—	—	—	—	—	—	—	—	—	—	—	—	—	—	—	—	—	—	—	—	—	—	—																	
Number of Poles		1	2	1	1	2	1	2	1	1	2	3	2	1	2	3	1	2	3	1	2	3	1	1	2	3															
Current Range		15-50	15-200	15-20	15-20	15-50	15-20	15-50	15-50	10-70	10-200	10-100	15-100	15-30	15-125	15-100	15-30	15-150	15-30	15-30	15-30	15-20	15-30	15-30	15-60	15-50	15-30	15-30	15-60	15-50											
Interrupting Ratings																																									
UL/CSA Rating (kA) (50/60 Hz)	120 Vac	10	10	10	10	10	10	10	10	10	10	10	10	22	22	22	22	22	65	65	10	10	22	10	10	—	22	10	10	—											
	120/240 Vac	10	10	—	—	10	—	10	10	10	10	10	10	22	22	22	22	22	65	65	10	—	—	—	10	—	—	—	10	—											
	208Y/120	—	—	—	—	—	—	—	—	—	—	—	—	—	—	—	—	—	—	—	—	—	—	—	—	—	—	—	—	—											
	240 Vac ★	—	—	—	—	—	—	—	—	—	—	10	10	—	—	22	—	22★	—	65	—	—	—	—	—	—	—	—	—	—	10										
	277 Vac	—	—	—	—	—	—	—	—	—	—	—	—	—	—	—	—	—	—	—	—	—	—	—	—	—	—	—	—	—	—										
DC Ratings	480Y/277 Vac	—	—	—	—	—	—	—	—	—	—	—	—	—	—	—	—	—	—	—	—	—	—	—	—	—	—	—	—	—											
	48 Vdc	—	—	—	—	—	—	—	—	5▼	5▼	5▼	—	—	—	—	—	—	—	—	—	—	—	—	—	—	—	—	—	—											
	60 Vdc	—	—	—	—	—	—	—	—	—	—	—	—	—	—	—	—	—	—	—	—	—	—	—	—	—	—	—	—	—											
	65 Vdc	—	—	—	—	—	—	—	—	—	—	—	—	—	—	—	—	—	—	—	—	—	—	—	—	—	—	—	—	—	—										
	125 Vdc	—	—	—	—	—	—	—	—	—	—	—	—	—	—	—	—	—	—	—	—	—	—	—	—	—	—	—	—	—	—										
250 Vdc	—	—	—	—	—	—	—	—	—	—	—	—	—	—	—	—	—	—	—	—	—	—	—	—	—	—	—	—	—	—											
IEC 60947-2 (50/60 Hz)▼	IEC (Icu)	—	—	—	—	—	—	—	—	—	—	—	—	—	—	—	—	—	—	—	—	—	—	—	—	—	—	—	—	—											
Special Ratings																																									
CCC		—	—	—	—	—	—	—	—	—	—	—	—	—	—	—	—	—	—	—	—	—	—	—	—	—	—	—	—	—											
Fed. Specs W-C-375B/GEN		X	X	X	X	X	X	X	X	X	—	—	—	X	—	—	—	—	X	—	X	X	—	X	—	—	—	—	X	—											
Other Standard		HACR △	NOM	HACR △				HACR □				HACR □				—	—	—	HACR □	—	NOM	—	—	—	—	—	—	—	—	NOM											
Accessories and Modifications																																									
Shunt Trip ◇		—	—	—	—	—	—	—	—	X	X	X	X	X	X	X	X	X	X	X	X	X	X	X	X	X	X	X	X	X											
Undervoltage Trip		—	—	—	—	—	—	—	—	—	—	—	—	—	—	—	—	—	—	—	—	—	—	—	—	—	—	—	—	—											
Auxiliary Switches ◇		—	—	—	—	—	—	—	—	X	X	X	X	X	X	X	X	X	X	X	X	X	X	X	X	X	X	X	X	X											
Alarm Switch ◇		—	—	—	—	—	—	—	—	X	X	X	X	X	X	X	X	X	X	X	X	X	X	X	X	X	X	X	X	X											
Handle Operators		—	—	—	—	—	—	—	—	—	—	—	—	—	—	—	—	—	—	—	—	—	—	—	—	—	—	—	—	—											
Handle Padlock Attachment		X	X	X	—	—	—	X	▼	X	X	X	X	X	X	X	X	X	X	X	X	X	X	X	X	X	X	X	X	X											
Trip System Type																																									
Thermal-magnetic		X	X	X	X	X	X	X	X	X	X	X	X	X	X	X	X	X	X	X	X	X	X	X	X	X	X	X	X	X											
Molded Case Switch		—	—	—	—	—	—	—	—	X	X	X	—	—	—	—	—	—	—	—	—	—	—	—	—	—	—	—	—	—											
Dimensions (1P Unit Mount)																																									
Dimensions (1P Unit Mount) in. (mm)	Height	3.13 (79)							3.5 (89) ▲							4.75 (121)				4.12 (103)																					
	Width	1.00 (25)							0.75 (19) ▲																																
	Depth	2.98 (76)							2.92 (74) ▲																																
Pages														Section DE1														Pages DE3-10, DE3-11													

- ▲ See page DE3-54 for dimensions for: QOB2150VH, QOB3110VH, QOB3125VH and QOB3150VH.
- ◆ CHOMT tandem is 30 A maximum. CHOMT quad has 20 A maximum on outside poles, and 50 A maximum on the inside poles.
- ◇ AFI, EPD and GFI products are rated 60 Hz only.
- ★ 22 kA @ 240 Vac for 3P only.
- ▼ 1P and 2P, 10-70 A and 3P 10-60 A only.
- △ HACR on CHOM 1P 15-50 A and 2P 15-100 A
- HACR on QO, QOB 1P 10-70 A, 2P 15-100 A, 3P 10-100 A; QOB-VH 1P 15-70 A, 2P 15-125 A, 3P 15-100 A.
- ◇ Factory-installed option only.
- ☆ Factory-installed accessories are not available on QOB-VH 2P150 A and 3P 110-150 A.
- ▼ Handle padlock attachment available for CHOMT quad tandem only.
- 2P 150-200 A requires 4P width.

# Dimensions and Shipping Weights

## Miniature and Molded Case Circuit Breakers



### QO™, QOU, Multi 9™ Circuit Breakers

Circuit Breaker Catalogue No. Prefix	No. Poles	Fig. No.	Dimensions—Inches						
			A	B	C	D	E	F	G
QO, QOB	1	1	0.75	3.00▲	2.31	2.91	2.25	...	0.59
	2	2	1.50	3.00▲	2.31	2.91	2.25	...	1.34
	3	3	2.25	3.00▲	2.31	2.91	2.25	...	2.09
QOB-VH 150 A QOB-VH 110–150 A	2	2	3.0	5.72	2.53	4.90	3.78	...	2.85
	3	3	4.50	5.72	2.53	4.90	3.78	...	4.35
QO-PL QO-GFI QO-EPD	1	4	0.75	4.12■	2.31	2.91	2.25	...	0.59
	2	5	1.50	4.12■	2.31	2.91	2.25	...	1.34
	3	5	2.25	4.12■	2.31	2.91	2.25	...	2.09
QOU Low Ampere	1	6	0.75	4.05♦	2.38	2.98	2.25	5.00▼	0.62
	2	7	1.50	4.05♦	2.38	2.98	2.25	5.00▼	1.37
	3	8	2.25	4.05★	2.38	2.98	2.25	5.00△	2.12
QOU High Ampere	1	9	0.75	4.45	2.37	2.96	2.25	6.78	...
	2	10	1.50	4.45	2.37	2.96	2.25	6.78	...
	3	11	2.25	4.45	2.37	2.96	2.25	6.78	...
Multi 9™ C60	1	13	0.71	3.19	1.73	2.76	1.77	—	—
	2	14	1.42	3.19	1.73	2.76	1.77	—	—
	3	15	2.13	3.19	1.73	2.76	1.77	—	—
	4	16	2.84	3.19	1.73	2.76	1.77	—	—

- ▲ 35–70 A is 3.12 in; 80–100 A 2-pole and 70–100 A 3-pole are 3.50 in.
- QO-PL is 4.55 in.
- ♦ 80–100 A 1-pole and 80–125 A 2-pole are 4.45 in.
- ★ 70–100 A 4.45 in.
- ▼ 80–100 A 1-pole and 80–125 A 2-pole are 6.78 in.
- △ 70–100 A is 6.78 in.

### QB, QD, QG, QJ, Q4, FA, FI, KI, LA, LH Circuit Breakers

Circuit Breaker Catalogue No. Prefix	No. Poles	Fig. No.	Dimensions—Inches							
			A	B	C	D	E	F	G	H
QB, QD, QG, QJ	2	22	6.47	3.00	3.02	3.93	□	4.25	...	...
	3	23	6.47	4.50	3.02	3.93	□	4.25	1.50	0.75
FAL, FHL	1	21	6.00	1.50	3.16	4.13	0.44	5.13	1.50	...
	2	22	6.00	3.00	3.16	4.13	0.44	5.13	...	...
	3	23	6.00	4.50	3.16	4.13	0.44	5.13	1.50	0.75
FIL, KIL	2 & 3	23	8.00	4.50	3.66	4.75	0.44	7.13	1.50	0.75
Q4L, LAL, LHL	2 & 3	23	11.00	6.00	4.06	5.84	0.88	9.25	2.00	1.00

□ Dimensions E are 1.59 in at ON end and 0.63 in at OFF end.

### Shipping Weights ◊

Frame Size	Approx. Shipping Weight (Lbs.)	Frame Size	Approx. Shipping Weight (Lbs.)
FAL, FHL 1P	2	KIL	9
FAL, FHL 2P	3	LAL, LHL	15
FAL, FHL 3P	5	LIL LXIL	25
FIL	8	Q4L	15
QB, QD, QG, QJ	4		

◊ All weights are for 3P circuit breakers unless otherwise noted.