


AMERICAN MUSTANG® SOOW

American Mustang® 105°C CPE Cord. 600 Volts.
Superior Tensile Strength, Elongation and Aging Characteristics.
Black Jacket. Rated -40°C to 105°C.
Provides Premium Oil Resistance, Water Resistant and High Flexibility .
Excellent Abrasion Resistance.



APPLICATIONS

Southwire's American Mustang® Type SOOW Flexible Cords are permitted for use by Article 400 and related articles of the National Electrical Code. SOOW cords are designed for extra hard usage on industrial equipment, heavy tools, battery chargers, portable lights and power extensions. They are sunlight, water, oil and weather resistant and suitable for outdoor applications.

SPECIFICATIONS

- UL 62
- CSA Standard 22.2 No 49
- MSHA Listed. Passes MSHA flame test - P07-KA070018-1MSHA
- Federal Specification J-C-580B
- NEC Article 400
- OSHA Acceptable
- RoHS Complaint
- FT2 Flame Test




CONSTRUCTION

Southwire Type SOOW Flexible Cords are manufactured using bare flexible stranded Class M or Class K copper conductors, and heat, moisture and oil resistant EPDM rubber insulation. The insulated conductors are cabled with waxed paper or rubber fillers, with a full cotton serve or paper separator wrapped around the assembly for improved tensile strength. A heat, moisture and oil resistant flexible CPE jacket is extruded over the assembly to complete the construction. Sizes 18 through 10 AWG fully annealed stranded bare copper per ASTM B-174. Some sizes may be subject to minimum order quantity.

American Mustang Type SOOW (black)


Conductor Size (AWG)	Conductor Stranding (#/AWG)	Nominal Insulation Thickness (in)	Nominal Overall Diameter (in)	Weight (lbs/1000ft)	Ampacity
18/2	41 X 34	0.030	0.345	66	10
18/3	41 X 34	0.030	0.365	80	10
18/4	41 X 34	0.030	0.390	95	7
16/2	65 X 34	0.030	0.370	79	13
16/3	65 X 34	0.030	0.395	94	13
16/4	65 X 34	0.030	0.425	112	10
14/2	41 X 30	0.045	0.505	142	18
14/3	41 X 30	0.045	0.530	196	18
14/4	41 X 30	0.045	0.570	241	15
12/2	65 X 30	0.045	0.580	186	25
12/3	65 X 30	0.045	0.610	224	25
12/4	65 X 30	0.045	0.660	271	20
10/2	104 X 30	0.045	0.630	231	30
10/3	104 X 30	0.045	0.665	289	30
10/4	104 X 30	0.045	0.720	351	25

Ampacity values are based on NEC Table 400.5(A) for sizes 16 AWG through 10 AWG.

# OF CONDUCTORS	COLOR SEQUENCE
2	BLACK, WHITE 
3	BLACK, WHITE, GREEN 
4	BLACK, WHITE, RED, GREEN 

AMERICAN MUSTANG® SOOW

American Mustang® 105°C CPE Cord. 600 Volts.
Superior Tensile Strength, Elongation and Aging Characteristics.
Black Jacket. Rated -40°C to 105°C.
Provides Premium Oil Resistance, Water Resistant and High Flexibility .
Excellent Abrasion Resistance.



APPLICATIONS

Southwire's American Mustang® Type SOOW Flexible Cords are permitted for use by Article 400 and related articles of the National Electrical Code. SOOW cords are designed for extra hard usage on industrial equipment, heavy tools, battery chargers, portable lights and power extensions. They are sunlight, water, oil and weather resistant and suitable for outdoor applications.

SPECIFICATIONS

- UL 62
- CSA Standard 22.2 No 49
- MSHA Listed. Passes MSHA flame test - P07-KA070018-1MSHA
- Federal Specification J-C-580B
- NEC Article 400
- OSHA Acceptable
- RoHS Complaint
- FT2 Flame Test



CONSTRUCTION

Southwire Type SOOW Flexible Cords are manufactured using bare flexible stranded Class M or Class K copper conductors, and heat, moisture and oil resistant EPDM rubber insulation. The insulated conductors are cabled with waxed paper or rubber fillers, with a full cotton serve or paper separator wrapped around the assembly for improved tensile strength. A heat, moisture and oil resistant flexible CPE jacket is extruded over the assembly to complete the construction. Sizes 18 through 10 AWG fully annealed stranded bare copper per ASTM B-174. Some sizes may be subject to minimum order quantity.

American Mustang Type SOOW (black)

Conductor Size (AWG)	Conductor Stranding (#/AWG)	Nominal Insulation Thickness (in)	Nominal Overall Diameter (in)	Weight (lbs/1000ft)	Ampacity
18/2	41 X 34	0.030	0.345	66	10
18/3	41 X 34	0.030	0.365	80	10
18/4	41 X 34	0.030	0.390	95	7
16/2	65 X 34	0.030	0.370	79	13
16/3	65 X 34	0.030	0.395	94	13
16/4	65 X 34	0.030	0.425	112	10
14/2	41 X 30	0.045	0.505	142	18
14/3	41 X 30	0.045	0.530	196	18
14/4	41 X 30	0.045	0.570	241	15
12/2	65 X 30	0.045	0.580	186	25
12/3	65 X 30	0.045	0.610	224	25
12/4	65 X 30	0.045	0.660	271	20
10/2	104 X 30	0.045	0.630	231	30
10/3	104 X 30	0.045	0.665	289	30
10/4	104 X 30	0.045	0.720	351	25

Ampacity values are based on NEC Table 400.5(A) for sizes 16 AWG through 10 AWG.

# OF CONDUCTORS	COLOR SEQUENCE
2	BLACK, WHITE 
3	BLACK, WHITE, GREEN 
4	BLACK, WHITE, RED, GREEN 