

# Arrow Hart hospital grade self-test GFCI receptacles

Project Name:	Prepared By:
Project Number:	Date:
Catalog Number:	Type:

## Description

2-pole, 3-wire grounding  
 15A, 125V/AC; 20A, 125V/AC  
 NEMA 5-15, 5-20



5-15R



5-20R



SGFH15



TRSGFH20

## Design features

- Performs periodic self-tests to ensure integrity of GFCI protection.
- Meets and exceeds 10 kA short circuit testing and Underwriters Laboratories (UL) UL943 safety standards
- Visual trip indicator light gives quick notification of a tripped or “end of life” condition
- Automatic grounding system eliminates need for bonding jumper in grounded metal enclosure, provides redundant measure of ground continuity where jumper is used
- Ground termination with back wire clamp provides secure wiring and reduces installation time
- Tamper resistant shutters help prevent foreign objects from being inserted
- Line side terminals are backed out and staked for fast installation
- Horizontal test/reset button alignment provides larger unobstructed area
- Test and reset buttons are color matched to provide superior aesthetics
- Tapered back wire openings handle multiple wire sizes and types for applications up to #10 AWG solid or stranded wire
- When downstream receptacles are wired from load side, a 20A feed-through rating offers full protection
- Line-load miswiring protection: GFCIs will not provide power downstream when wired incorrectly
- Tri-combo head terminal and mounting screws
- Hospital grade models UL Listed, fully compliant with all latest UL943 Class A GFCI and UL498 hospital grade requirements
- Tamper resistant models comply with 2017 NEC Article 406.12 for all dwelling units
- Lock-out functionality prevents miswired line-load connections and GFCI circuitry damage
- Each device carries a 20A feed-through rating
- Longer, wider “bridged” strap provides 40% more contact area with wallboard, virtually eliminating floating installations
- Matching standard size thermoplastic wallplate included

Compliances, specifications and availability are subject to change without notice.



Powering Business Worldwide

Project Name:	Prepared By:
Project Number:	Date:
Catalog Number:	Type:

**Table 1. Hospital grade self-test GFCIs**

Catalog no.	Description	Rating		NEMA	Color suffix
		A	V/AC		
<input type="checkbox"/> SGFH15___	Hospital GFCI, back & side wire	15	125	5-15R	B, GY, LA, RD, V, W
<input type="checkbox"/> SGFH15F___	Hospital GFCI, back & side wire	15	125	5-15R	B, GY, LA, RD, V, W
<input type="checkbox"/> SGFH20___	Hospital GFCI, back & side wire	20	125	5-20R	B, GY, LA, RD, V, W
<input type="checkbox"/> SGFH20F___	Hospital GFCI, back & side wire	20	125	5-20R	B, GY, LA, RD, V, W

**Table 2. Hospital grade self-test tamper resistant GFCIs**

Catalog no.	Description	Rating		NEMA	Color suffix
		A	V/AC		
<input type="checkbox"/> TRSGFH15___	Tamper resistant hospital GFCI, back & side wire	15	125	5-15R	B, GY, LA, RD, V, W
<input type="checkbox"/> TRSGFH15F___	Tamper resistant hospital GFCI, back & side wire	15	125	5-15R	B, GY, LA, RD, V, W
<input type="checkbox"/> TRSGFH20___	Tamper resistant hospital GFCI, back & side wire	20	125	5-20R	B, GY, LA, RD, V, W
<input type="checkbox"/> TRSGFH20F___	Tamper resistant hospital GFCI, back & side wire	20	125	5-20R	B, GY, LA, RD, V, W

**Table 3. GFCI status indicator**

Test indicator RED LED	Test indicator AMBER LED	Diagnosis	Action
OFF	OFF	Device is functioning properly OR branch circuit may have no power	Manually depress TEST button to trip device. <b>Amber</b> light should come ON <ul style="list-style-type: none"> <li>• If <b>Amber</b> light does <u>not</u> come ON, check if there is power to the branch</li> <li>• If <b>Amber</b> light does come ON, manually depress the RESET button to restore power to the device</li> <li>• If GFCI does not reset, replace GFCI</li> <li>• If GFCI does reset, device is functioning properly</li> </ul>
OFF	<b>ON</b>	Device is in tripped state	Manually depress the RESET button to restore power to the device <ul style="list-style-type: none"> <li>• If GFCI does not reset, replace GFCI</li> </ul>
Blinking	OFF	Device's "end of life" indication OR device is in reset state	Manually depress TEST button to trip device. <b>Amber</b> light should come ON <ul style="list-style-type: none"> <li>• If <b>Amber</b> light does <u>not</u> come ON, check if there is power to the branch</li> <li>• If <b>Amber</b> light does come ON, manually depress the RESET button to restore power to the device</li> <li>• If it does not reset, and/or the blinking continues, replace GFCI</li> </ul>
Blinking	<b>ON</b>	Device's "end of life" indication OR device is in tripped state	Manually depress the RESET button to restore power to the device <ul style="list-style-type: none"> <li>• If it does not reset, and/or the blinking continues, replace GFCI</li> </ul>

## Applications

GFCI receptacles are designed with the safety of the user in mind. In commercial and industrial areas like public bathrooms, breakrooms and food service areas, the NEC requires GFCI receptacles. Arrow Hart self-test GFCI receptacles are UL Listed and fully compliant with all of the latest UL943 Class A GFCI and UL498 requirements. The self-test GFCIs conduct an automatic test periodically to ensure GFCI protection. The device will trip and will not reset if GFCI protection is not available. Additionally, GFCIs incorporate a safety lock-out functionality to protect against mis-wired line-load connections and GFCI circuitry damage.

**Table 4. Specifications**

Catalog no.	SGFH___ and SGFH___F___ series	TRSGFH___ and TRSGFH___F___ series
<b>Device type</b>	<b>Hospital grade duplex GFCI 15A &amp; 20A</b>	<b>Hospital grade tamper resistant duplex GFCI, 15A &amp; 20A</b>
<b>Wiring type</b>	Back & side wire	Back & side wire
<b>Testing &amp; code compliance</b>	<ul style="list-style-type: none"> <li>• cULus Listed to UL 498 and UL 943, file no. E60120</li> <li>• Meets all UL 943 (GFCI), UL 498 (receptacles), UL 498 Hospital grade and applicable CSA requirements</li> <li>• NOM certified</li> </ul>	<ul style="list-style-type: none"> <li>• cULus Listed to UL 498 and UL 943, file no. E60120</li> <li>• Meets all UL 943 (GFCI), UL 498 (receptacles), UL 498 Hospital grade and applicable CSA requirements</li> <li>• NOM certified</li> </ul>
<b>Environmental specifications</b>	<b>Flammability:</b> Meets UL 94 requirements; V2 rated <b>Temperature rating:</b> -35°C to 66°C (-31°F to 150.8°F)	<b>Flammability:</b> Meets UL 94 requirements; V2 rated <b>Temperature rating:</b> -35°C to 66°C (-31°F to 150.8°F)
<b>Electrical specifications</b>	<b>Dielectric voltage:</b> Withstands 2000V per UL 498 <b>Current interrupting:</b> Yes, at full-rated current <b>Temperature rise:</b> Max. 30°C (86°F) after 100 cycles of overload @ 150% of rated current (DC) <b>Trip time:</b> 0.025 seconds (Class A) <b>Frequency:</b> 60 Hz; Voltage: 125V; Amperage: 15A/20A 20A feed-through <b>Short circuit testing:</b> Meets and exceeds 10 kA <b>Maximum interrupting capacity:</b> 20 Amps	<b>Dielectric voltage:</b> Withstands 2000V per UL 498 <b>Current interrupting:</b> Yes, at full-rated current <b>Temperature rise:</b> Max. 30°C (86°F) after 100 cycles of overload @ 150% of rated current (DC) <b>Trip time:</b> 0.025 seconds (Class A) <b>Frequency:</b> 60 Hz; Voltage: 125V; Amperage: 15A/20A 20A feed-through <b>Short circuit testing:</b> Meets and exceeds 10 kA <b>Maximum interrupting capacity:</b> 20 Amps
<b>Mechanical specifications</b>	<b>Terminal accommodation:</b> #14 - 10 AWG <b>Voltage ratings:</b> Permanently marked on device	<b>Terminal accommodation:</b> #14 - 10 AWG <b>Voltage ratings:</b> Permanently marked on device



Project Name:	Prepared By:
Project Number:	Date:
Catalog Number:	Type:

**Table 6. Materials**

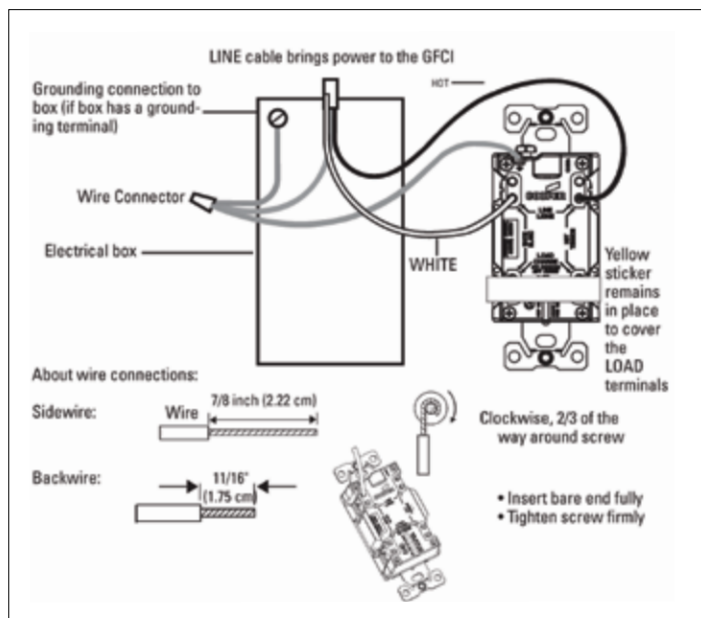
Catalog no.	SGFH_ and SGFH_F_ series	TRSGFH_ and TRSGFH_F_ series
<b>Top housing</b>	Thermoplastic, nylon	Thermoplastic, nylon
<b>Bottom housing</b>	Polycarbonate	Polycarbonate
<b>Strap</b>	0.047" thick steel, zinc plated	0.047" thick steel, zinc plated
<b>Line contacts</b>	0.030" thick brass	0.030" thick brass
<b>Terminal &amp; ground screws</b>	#8-32 steel, brass plated; neutral screw nickel plated, ground screw green	#8-32 steel, brass plated; neutral screw nickel plated, ground screw green
<b>Terminal clamps</b>	0.070" thick steel	0.070" thick steel

**Table 5. Color ordering information**

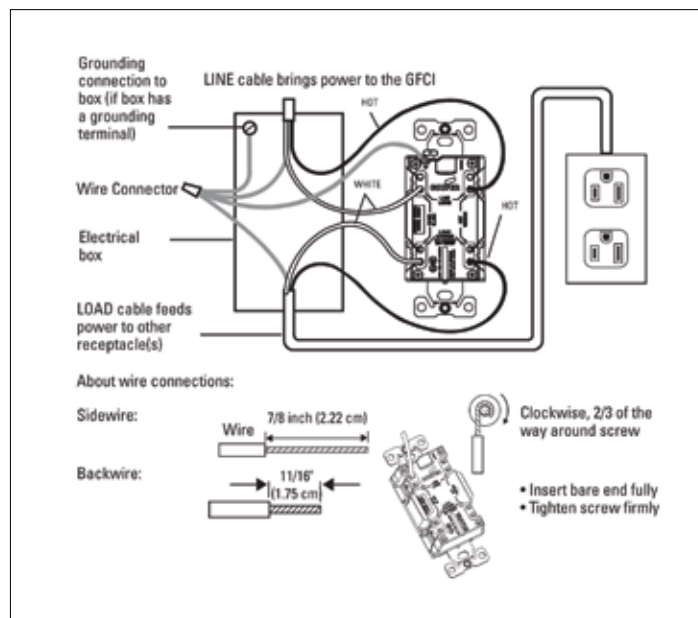
For ordering devices, include Cat. no. followed by the color code: B (Brown), BK (Black), GY (Gray), LA (Light Almond), RD (Red), V (Ivory), W (White)

B	BK	GY	LA	RD	V	W
(Brown)	(Black)	(Gray)	(Lt. Almond)	(Red)	(Ivory)	(White)

**Wiring diagrams**



**Figure 1. One cable (2 or 3 wires) entering the box**



**Figure 2. Two cables (4 or 6 wires) entering the box**

Project Name:	Prepared By:
Project Number:	Date:
Catalog Number:	Type:

**Product dimensions**

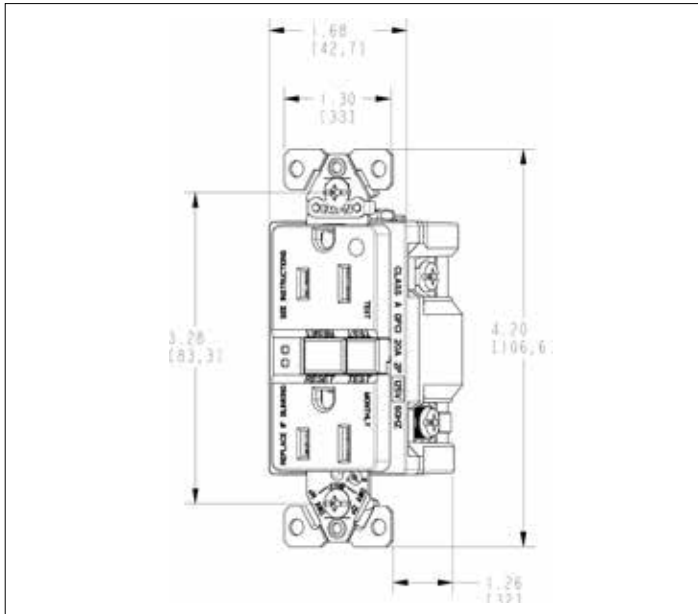


Figure 3. SGFH15 Line art with dimensions

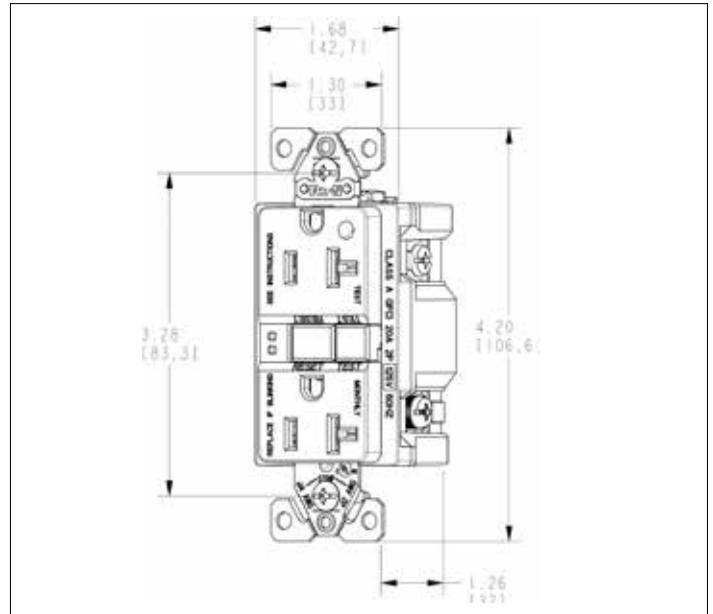


Figure 4. SGFH20 Line art with dimensions

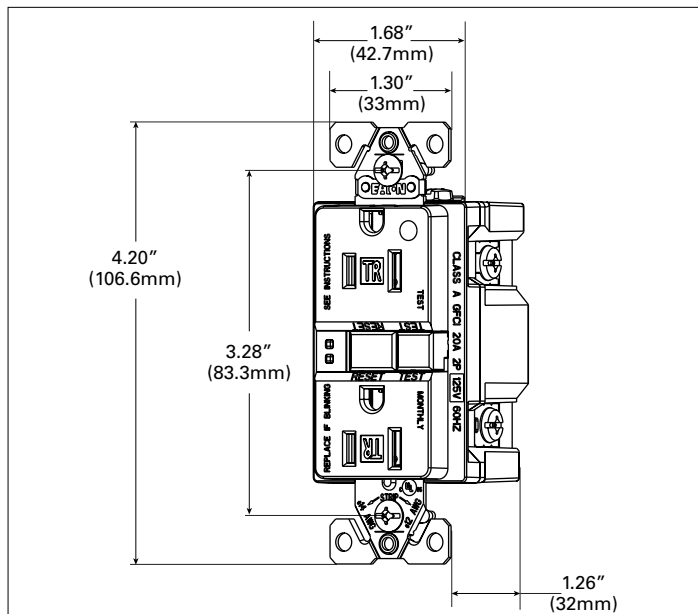


Figure 5. TRSGFH15 Line art with dimensions

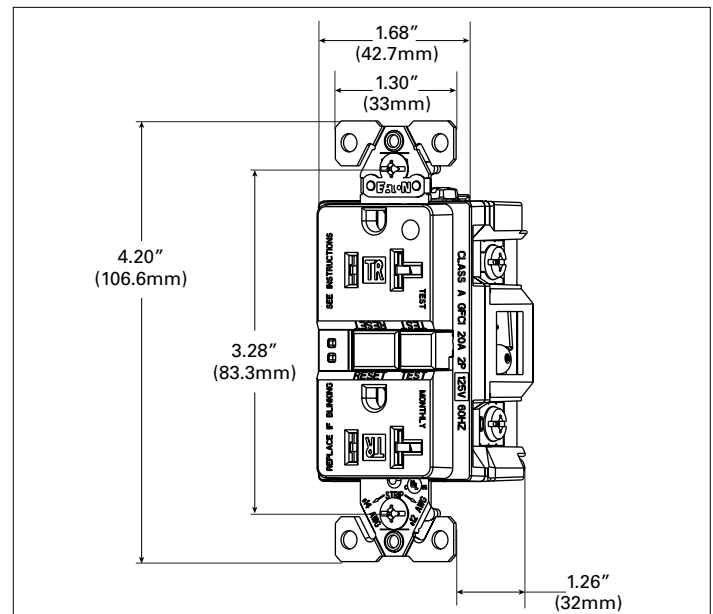





Figure 6. TRSGFH20 Line art with dimensions

Project Name:	Prepared By:
Project Number:	Date:
Catalog Number:	Type:

## Certifications & compliances

Catalog no.				
SGFH15	•	•	•	•
SGFH15F	•	•	•	•
TRSGFH15	•	•	•	•
TRSGFH15F	•	•	•	•
SGFH20	•	•	•	•
SGFH20F	•	•	•	•
TRSGFH20	•	•	•	•
TRSGFH20F	•	•	•	•

**KEY:**  cULus  NOM  Arrowlink  Build-To-Spec

 Build-To-Spec Customizable Devices

**Compliances, specifications and availability are subject to change without notice.**

Electrical Sector  
203 Cooper Circle  
Peachtree City, GA 30269  
United States  
Eaton.com  
Eaton.com/arrowhart

Electrical Sector  
Canada Operations  
5925 McLaughlin Road  
Mississauga, Ontario, L5R 1B8  
Canada  
EatonCanada.ca  
Eaton.com/arrowhart

Electrical Sector  
Mexico Operations  
Carr. Tlalhepantla -  
Cuautitlan Km 17.8 s/n  
Col. Villa Jardin esq.  
Cerrada 8 de Mayo  
Cuautitlan, Mexico CP 54800  
Mexico  
Eaton.mx  
Eaton.com/arrowhart