

Spec 5™ Malleable Iron Conduit Bodies

For Rigid Conduit & IMC

Types LB, T, LB-G & T-G

Use:

To provide access to conductors for pulling, splicing, maintenance and future changes/upgrades. Allows connection of straight conduit runs, branch conduit runs and 90° bends.

Features:

- Tapered threaded hubs (NPT).
- Raintight when used with gasketed covers.
- Malleable iron suitable for use in concrete.
- For covers and gaskets, see Pages AB4 and AB5.
- Complete interchangeability with other manufacturers' style "5" or "35" Conduit Bodies.
- Internal volume and maximum wire clearly marked on castings.

Material/Finish:

Malleable Iron/
Zinc Electroplated Aluminum Enamel
Catalog number with suffix "G"
Malleable Iron with Hot Dip Galvanize

Third Party Certification:

-  UL Listed E-18095
Suitable for wet locations when used with gasketed covers.
-  CSA Certified: 009795
Suitable for wet locations when used with gasketed covers.

Applicable Third Party Standards:

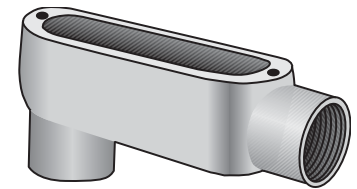
UL Standard: 514A
CSA Standard: C22.2 No. 18
Fed Spec: A-A-50563
NEMA: FB-1, FB-2.10

Dimensional Data:

See Pages AB6 - AB8

Note: Conduit bodies are suitable for use in Class I, Div. 2 hazardous locations per NEC Section 501-4(B).

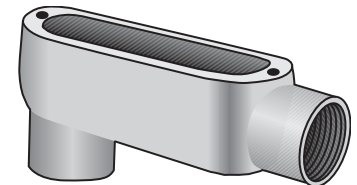
Trade Size (inches)	Catalog Number Malleable Iron Zinc Plated
1/2	LB-50
3/4	LB-75
1	LB-100
1 1/4	LB-125
1 1/2	LB-150
2	LB-200
2 1/2	LB-250
3	LB-300
3 1/2	LB-350
4	LB-400
1/2	T-50
3/4	T-75
1	T-100
1 1/4	T-125
1 1/2	T-150
2	T-200
2 1/2	T-250
3	T-300
3 1/2	T-350
4	T-400



Type LB



Type T



Type LB-G
Hot Dip Galvanized



Type T-G
Hot Dip Galvanized

Trade Size (inches)	Catalog Number Malleable Iron Hot Dip Galvanized
1/2	LB-50G
3/4	LB-75G
1	LB-100G
1 1/4	LB-125G
1 1/2	LB-150G
2	LB-200G
2 1/2	LB-250G
3	LB-300G
3 1/2	LB-350G
4	LB-400G
1/2	T-50G
3/4	T-75G
1	T-100G
1 1/4	T-125G
1 1/2	T-150G
2	T-200G
2 1/2	T-250G
3	T-300G
3 1/2	T-350G
4	T-400G

Spec 5™ Malleable Iron Conduit Bodies

For Rigid Conduit & IMC

Types LL, LR, TB, X, C

Use:

To provide access to conductors for pulling, splicing, maintenance and future changes/upgrades. Allows connection of straight conduit runs, branch conduit runs and 90° bends.

Features:

- Tapered threaded hubs (NPT).
- Raintight when used with gasketed covers.
- Malleable iron suitable for use in concrete.
- For covers and gaskets, see Pages AB4 and AB5.
- Complete interchangeability with other manufacturers' style "5" or "35" Conduit Bodies.
- Internal volume and maximum wire clearly marked on castings.

Material/Finish:

Malleable Iron/
Zinc Electroplated Aluminum Enamel

Optional Finish:

For additional corrosion protection, specify Hot Dip Galvanized. Add suffix "G" to standard catalog number. Contact your local representative for pricing and availability.

Third Party Certification:



UL Listed E-18095
Suitable for wet locations when used with gasketed covers.



CSA Certified: LR-9795
Suitable for wet locations when used with gasketed covers.

Applicable Third Party Standards:

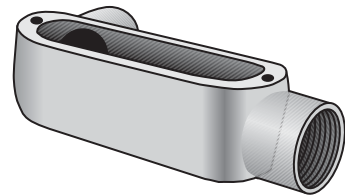
UL Standard: 514A
CSA Standard: C22.2 No. 18
Fed Spec: A-A-50563
NEMA: FB-1, FB-2.10

Dimensional Data:

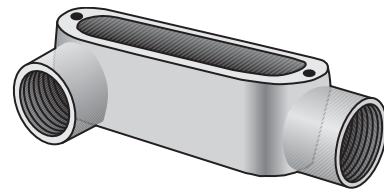
See Pages AB6 - AB8

Note: Conduit bodies are suitable for use in Class I, Div. 2 hazardous locations per NEC Section 501-4(B).

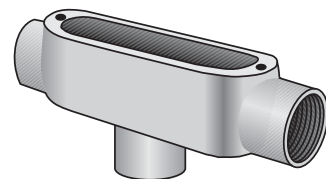
Trade Size (inches)	Catalog Number Malleable Iron Zinc Plated
1/2	LL-50
3/4	LL-75
1	LL-100
1 1/4	LL-125
1 1/2	LL-150
2	LL-200
2 1/2	LL-250
3	LL-300
3 1/2	LL-350
4	LL-400
1/2	LR-50
3/4	LR-75
1	LR-100
1 1/4	LR-125
1 1/2	LR-150
2	LR-200
2 1/2	LR-250
3	LR-300
3 1/2	LR-350
4	LR-400
1/2	TB-50
3/4	TB-75
1	TB-100
1 1/4	TB-125
1 1/2	TB-150
2	TB-200
1/2	X-50
3/4	X-75
1	X-100
1 1/4	X-125
1 1/2	X-150
2	X-200
1/2	C-50
3/4	C-75
1	C-100
1 1/4	C-125
1 1/2	C-150
2	C-200
2 1/2	C-250
3	C-300
3 1/2	C-350
4	C-400



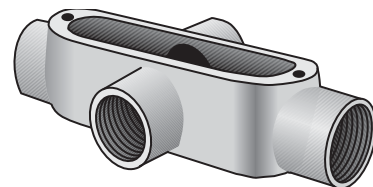
Type LL




Type LR



Type TB



Type X



Type C

Spec 5™ Conduit Body, Cover & Gasket Assemblies

For Rigid Conduit & IMC

Types LB, LL, LR, C, T

Use:

To provide access to conductors for pulling, splicing, maintenance and future changes/upgrades. Allows connection of straight conduit runs, branch conduit runs and 90° bends.

Features:

- Tapered threaded hubs (NPT)
- Packaged complete under one Catalog Number
- Ready to use

Material/Finish:

Conduit body - Malleable Iron
Zinc Electroplated with Aluminum Enamel
Cover - Type BS Steel Zinc Electroplated
Gasket - Type SGN Neoprene

Third Party Certification:



UL Listed:
E-18095
Suitable for wet locations



CSA Certified:
LR-9795
Suitable for wet locations.

Applicable Third Party Standards:

UL Standard: 514A
CSA Standard: C22.2 No. 18
Fed Spec: A-A-50563
NEMA: FB-1, FB-2.10

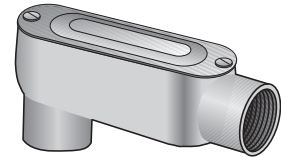
Dimensional Data:

See Pages AB6 - AB8.


Note: For additional information, please refer to:

- Conduit Bodies on pages AB1 and AB2.
- Covers and Gaskets on page AB4.


Trade Size (inches)	Catalog Number
½	LB-50CG
¾	LB-75CG
1	LB-100CG
1¼	LB-125CG
1½	LB-150CG
2	LB-200CG
½	T-50CG
¾	T-75CG
1	T-100CG
1¼	T-125CG
1½	T-150CG
2	T-200CG
½	LL-50CG
¾	LL-75CG
1	LL-100CG
1¼	LL-125CG
1½	LL-150CG
2	LL-200CG
½	LR-50CG
¾	LR-75CG
1	LR-100CG
1¼	LR-125CG
1½	LR-150CG
2	LR-200CG
½	C-50CG
¾	C-75CG
1	C-100CG
1¼	C-125CG
1½	C-150CG
2	C-200CG




Type LB-CG




Type T-CG



Type LL-CG



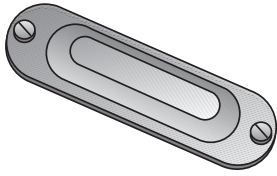
Type LR-CG



Type C-CG

Spec 5™ Covers & Gaskets

For O-Z/Gedney Malleable Iron Conduit Bodies




Type BS-S

Type BS-S Domed Top Design Cover

Use:
To cover conduit body opening.

Material/Finish:
Stamped Steel Pre-Galvanized
Stainless Steel Screws
Natural Finish

Third Party Certification:
 UL Listed:
E-18095
Suitable for wet locations when used with gaskets, Type SGN or SG on malleable iron conduit bodies.

 CSA Certified:
LR-9795
Suitable for wet locations when used with gaskets, Type SGN or SG on malleable iron conduit bodies.

Applicable Third Party Standards:
UL Standard: 514A
CSA Standard: C22.2 No. 18
Fed Spec: A-A-50563
NEMA: FB-1, FB-2.10



Type BC-G

Type BC-G Flat Top Design Cover


Use:
To cover conduit body opening.

Material/Finish:
Gray Iron/Hot Dip Galvanized stainless steel screws.

Third Party Certification:
 UL Listed:
E-18095
Suitable for wet locations when used with gaskets, Type SG on malleable iron conduit bodies.

 CSA Certified:
LR-9795
Suitable for wet locations when used with gaskets, Type SG on malleable iron conduit bodies.

Applicable Third Party Standards:
UL Standard: 514A
CSA Standard: C22.2 No. 18
Fed Spec: A-A-50563
NEMA: FB-1, FB-2.10



Type SG & SGN

Type SG & SGN Solid Cover Sealing Gasket

Use:
To provide a worry-free, raintight seal when used with Type BS or BC covers.

Material:
Velbuna Composition
Closed-Cell Neoprene Foam Gasket
Temperature Rating: 212°F/100°C

Note: UL/CSA not applicable.

Trade Size (inches)	Catalog Number
1/2	BS-50S
3/4	BS-75S
1	BS-100S
1 1/4-1 1/2	BS-125S
2	BS-200S
2 1/2-3	BS-250S
3 1/2-4	BS-350S*


Trade Size (inches)	Catalog Number
1/2	BC-50G
3/4	BC-75G
1	BC-100G
1 1/4-1 1/2	BC-125G
2	BC-200G
2 1/2-3	BC-250G
3 1/2-4	BC-350G

Trade Size (inches)	Catalog Number Velbuna	Catalog Number Neoprene
1/2	SG-50	SGN-50
3/4	SG-75	SGN-75
1	SG-100	SGN-100
1 1/4-1 1/2	SG-125	SGN-125
2	SG-200	SGN-200
2 1/2-3	SG-250	SGN-250
3 1/2-4	SG-350	SGN-350

* Flat Top Design Cover

Spec 5™ Covers & Gaskets

For O-Z/Gedney Malleable Iron Conduit Bodies



Type BCC

Type BCC Clip-On™ Cover

Use:

To cover conduit body opening.

Material/Finish:

Gray Iron/Zinc Electroplated
Stainless Steel Screws
Steel, Zinc-Plated Clips

Third Party Certification:



UL Listed:
E-18095

Suitable for wet locations when
used with gaskets, Type SGNC on
malleable iron conduit bodies.



CSA Certified:
009795

Suitable for wet locations when
used with gaskets, Type SGNC on
malleable iron conduit bodies.

Applicable Third Party Standards:

UL Standard: 514A
CSA Standard: C22.2 No. 18
Fed Spec: A-A-50563
NEMA: FB-1, FB-2.10



Type SGNC

Type SGNC Cover Gasket

Use:

To provide a worry-free, raintight seal when
used with Clip-On™ Type BCC cover.

Material:

Closed-Cell Neoprene Foam Gasket
Temperature Rating: 212°F/100°C

Note: UL/CSA not applicable.

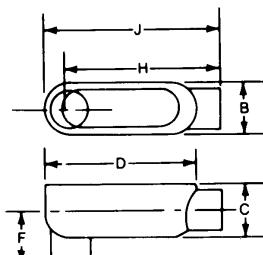

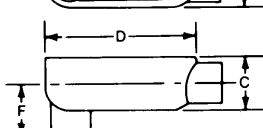
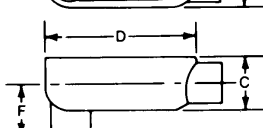
Trade Size (inches)	Catalog Number
½	BCC-50
¾	BCC-75
1	BCC-100
1¼-1½	BCC-125
2	BCC-200
2½-3	BCC-250
3½-4	BCC-350

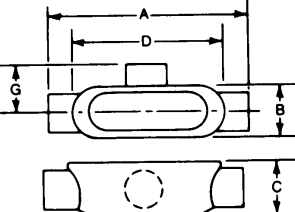

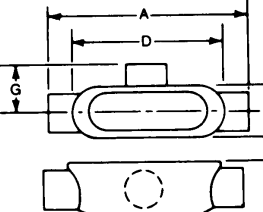
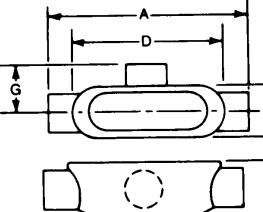
Trade Size (inches)	Catalog Number
½	SGNC-50
¾	SGNC-75
1	SGNC-100
1¼-1½	SGNC-125
2	SGNC-200
2½-3	SGNC-250
3½-4	SGNC-350

Spec 5™ Malleable Iron Conduit Bodies

For Rigid Conduit & IMC

Dimensional Data:

Type LB	Catalog Number	Trade Size	Dimensions in Inches						Volume Cu. In.	Max No. Conductors
			B	C	D	F	H	J		
	LB-50	1/2	1 1/8	1 1/8	4	1 1/2	4	4 5/8	4.0	N/A
	LB-75	3/4	1 1/8	1 1/8	4 5/8	1 1/8	4 5/8	5 1/8	7.0	3 #6AWG
	LB-100	1	1 1/8	2	5 3/8	1 1/8	5 3/8	6 1/4	12.0	3 #4AWG
	LB-125	1 1/4	2 5/8	2 5/8	7 1/4	2 1/4	7	8 1/4	32.0	3 #2AWG
	LB-150	1 1/2	2 5/8	2 3/4	7 3/8	2 3/8	7	8 1/4	36.0	3 #1/0AWG
	LB-200	2	3 1/4	3 5/8	9 5/8	2 3/4	9 5/8	10 5/8	70.0	3 #4/0AWG
	LB-250	2 1/2	4 3/8	4	12 3/8	3 3/8	11 3/8	13 3/4	142.0	3 #300MCM
	LB-300	3	4 3/8	4 3/4	12 3/8	3 5/8	11 5/8	13 3/4	173.0	3 #400MCM
	LB-350	3 1/2	5 5/8	5 1/2	15	4 1/4	14	16 3/4	292.0	3 #500MCM
	LB-400	4	5 5/8	5 5/8	15	4 1/4	14	16 3/4	324.0	3 #500MCM
	LB-50G	1/2	1 1/8	1 1/8	4	1 1/2	4	4 5/8	4.0	N/A
	LB-75G	3/4	1 1/8	1 1/8	4 5/8	1 1/8	4 5/8	5 1/8	7.0	3 #6AWG
	LB-100G	1	1 1/8	2	5 3/8	1 1/8	5 3/8	6 1/4	12.0	3 #4AWG
	LB-125G	1 1/4	2 5/8	2 5/8	7 1/4	2 1/4	7	8 1/4	32.0	3 #2AWG
	LB-150G	1 1/2	2 5/8	2 3/4	7 3/8	2 3/8	7	8 1/4	36.0	3 #1/0AWG
	LB-200G	2	3 1/4	3 5/8	9 5/8	2 3/4	9 5/8	10 5/8	70.0	3 #4/0AWG
	LB-250G	2 1/2	4 3/8	4	12 3/8	3 3/8	11 3/8	13 3/4	142.0	3 #300MCM
	LB-300G	3	4 3/8	4 3/4	12 3/8	3 5/8	11 5/8	13 3/4	173.0	3 #400MCM
	LB-350G	3 1/2	5 5/8	5 1/2	15	4 1/4	13 3/8	16 3/4	292.0	3 #500MCM
	LB-400G	4	5 5/8	5 5/8	15	4 1/4	14	16 3/4	324.0	3 #500MCM

Type T	Catalog Number	Trade Size	Dimensions in Inches					Volume Cu. In.	Max No. Conductors
			A	B	C	D	G		
	T-50	1/2	5 3/8	1 1/8	1 1/8	4	1 1/8	4.0	N/A
	T-75	3/4	6 1/8	1 1/8	1 1/8	4 5/8	1 1/8	7.0	3 #6AWG
	T-100	1	7 1/8	1 1/8	2	5 3/8	1 3/4	12.0	3 #4AWG
	T-125	1 1/4	9 1/8	2 3/8	2 3/8	7 1/4	2 1/4	32.0	3 #2AWG
	T-150	1 1/2	9 1/4	2 3/8	2 3/4	7 1/4	2 1/4	36.0	3 #1AWG
	T-200	2	11 1/8	3 1/4	3 1/2	9 5/8	2 3/8	70.0	3 #2/0AWG
	T-250	2 1/2	15 3/8	4 3/8	4	12 3/8	3 3/8	142.0	3 #4/0AWG
	T-300	3	15 1/8	4 3/8	4 3/4	12 3/8	3 3/8	173.0	3 #4/0AWG
	T-350	3 1/2	18 3/8	5 1/2	5 1/2	15	4 1/2	290.0	3 #350MCM
	T-400	4	18 3/8	5 1/2	5 1/2	15	4 1/2	324.0	3 #350MCM
	T-50G	1/2	5 3/8	1 1/8	1 1/8	4	1 1/8	4.0	N/A
	T-75G	3/4	6 1/8	1 1/8	1 1/8	4 5/8	1 1/8	7.0	3 #6AWG
	T-100G	1	7 1/8	1 1/8	2	5 3/8	1 3/4	12.0	3 #4AWG
	T-125G	1 1/4	9 1/8	2 3/8	2 3/8	7 1/4	2 1/4	32.0	3 #2AWG
	T-150G	1 1/2	9 1/4	2 3/8	2 3/4	7 1/4	2 1/4	36.0	3 #1AWG
	T-200G	2	11 1/8	3 1/4	3 1/2	9 5/8	2 3/8	70.0	3 #2/0AWG
	T-250G	2 1/2	15 3/8	4 3/8	4	12 3/8	3 3/8	142.0	3 #4/0AWG
	T-300G	3	15 1/8	4 3/8	4 3/4	12 3/8	3 3/8	173.0	3 #4/0AWG
	T-350G	3 1/2	18 3/8	5 1/2	5 1/2	15	4 1/2	290.0	3 #350MCM
	T-400G	4	18 3/8	5 1/2	5 1/2	15	4 1/2	324.0	3 #350MCM

Spec 5™ Malleable Iron Conduit Bodies

For Rigid Conduit & IMC

Dimensional Data:

Type LL		Dimensions in Inches							Volume Cu. In.	Max No. Conductors
Catalog Number	Trade Size	B	C	D	G	H	J			
	LL-50	1/2	1 1/8	1 3/8	4	1 3/8	4	4 5/8	4.0	N/A
	LL-75	3/4	1 1/8	1 3/8	4 5/8	1 3/8	4 3/8	5 1/8	7.0	3 #6AWG
	LL-100	1	1 1/8	2	5 5/8	1 3/4	5 3/8	6 1/4	12.0	3 #4AWG
	LL-125	1 1/4	2 5/8	2 3/8	7 1/4	2 1/4	6 3/8	8 1/4	32.0	3 #2AWG
	LL-150	1 1/2	2 5/8	2 3/4	7 1/4	2 1/4	6 3/8	8 1/4	36.0	3 #1AWG
	LL-200	2	3 1/4	3 1/2	9 5/8	2 3/8	9	10 5/8	70.0	3 #2/0AWG
	LL-250	2 1/2	4 3/8	4	12 3/8	3 3/8	11 1/8	13 3/4	142.0	3 #4/0AWG
	LL-300	3	4 3/8	4 3/4	12 3/8	3 3/8	11 1/8	13 3/4	173.0	3 #4/0AWG
	LL-350	3 1/2	5 5/8	5 5/8	15	4 1/2	13 3/8	16 3/4	292.0	3 #350MCM
	LL-400	4	5 5/8	5 5/8	15	4 1/2	13 3/8	16 3/4	324.0	3 #350MCM

Type LR		Dimensions in Inches							Volume Cu. In.	Max No. Conductors
Catalog Number	Trade Size	B	C	D	G	H	J			
	LR-50	1/2	1 1/8	1 3/8	4	1 3/8	4	4 5/8	4.0	N/A
	LR-75	3/4	1 1/8	1 3/8	4 5/8	1 3/8	4 3/8	5 1/8	7.0	3 #6AWG
	LR-100	1	1 1/8	2	5 5/8	1 3/4	5 3/8	6 1/4	12.0	3 #4AWG
	LR-125	1 1/4	2 5/8	2 3/8	7 1/4	2 1/4	7	8 1/4	32.0	3 #2AWG
	LR-150	1 1/2	2 5/8	2 3/4	7 1/4	2 1/4	7	8 1/4	36.0	3 #1AWG
	LR-200	2	3 1/4	3 1/2	9 5/8	2 3/8	9	10 5/8	70.0	3 #2/0AWG
	LR-250	2 1/2	4 3/8	4	12 3/8	3 3/8	11 1/8	13 3/4	142.0	3 #4/0AWG
	LR-300	3	4 3/8	4 3/4	12 3/8	3 3/8	11 1/8	13 3/4	173.0	3 #4/0AWG
	LR-350	3 1/2	5 5/8	5 5/8	15	4 1/2	13 3/8	16 3/4	292.0	3 #350MCM
	LR-400	4	5 5/8	5 5/8	15	4 1/2	13 3/8	16 3/4	324.0	3 #350MCM

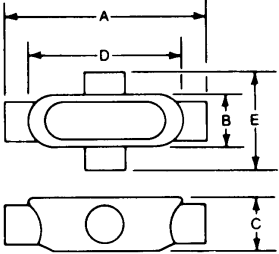
Type TB		Dimensions in Inches						Volume Cu. In.	Max No. Conductors
Catalog Number	Trade Size	A	B	C	D	F			
	TB-50	1/2	5 5/8	1 3/8	1 3/8	4	1 1/2	4.0	N/A
	TB-75	3/4	6 1/4	1 1/2	1 3/8	4 3/8	1 1/2	7.0	3 #6AWG
	TB-100	1	7 1/8	1 3/8	2	5 3/8	1 3/8	13.0	3 #4AWG
	TB-125	1 1/4	9 5/8	2 3/8	2 3/8	7 1/4	2 1/4	32.0	3 #2AWG
	TB-150	1 1/2	9 3/4	2 5/8	2 3/4	7 1/4	2 3/8	36.0	3 #1AWG
	TB-200	2	11 1/8	3 3/8	3 1/2	9 5/8	2 3/4	70.0	3 #2/0AWG

Spec 5™ Malleable Iron Conduit Bodies

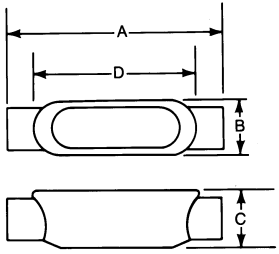
For Rigid Conduit & IMC

Dimensional Data:

Type X		Dimensions in Inches							Volume Cu. In.	Max No. Conductors
Catalog Number	Trade Size	A	B	C	D	E				
X-50	1/2	5 3/8	1 3/8	1 3/8	4	2 3/4	4.0	N/A		
X-75	3/4	6 1/8	1 5/8	1 5/8	4 5/8	3 1/8	7.0	3 #6AWG		
X-100	1	7 1/8	1 7/8	2	5 3/8	3 1/2	12.0	3 #4AWG		
X-125	1 1/4	9 1/8	2 3/8	2 5/8	7 1/4	4 1/2	32.0	3 #2AWG		
X-150	1 1/2	9 3/4	2 3/8	2 7/8	7 1/4	4 3/8	36.0	3 #1AWG		
X-200	2	11 7/8	3 3/8	3 1/2	9 1/2	5 1/4	70.0	3 #2/0AWG		



Type C		Dimensions in Inches					Volume Cu. In.	Max No. Conductors
Catalog Number	Trade Size	A	B	C	D			
C-50	1/2	5 3/8	1 3/8	1 3/8	4	4.0	N/A	
C-75	3/4	6 1/8	1 5/8	1 5/8	4 5/8	7.0	3 #6AWG	
C-100	1	7 1/8	1 7/8	2	5 3/8	12.0	3 #4AWG	
C-125	1 1/4	9 1/8	2 3/8	2 5/8	7 1/4	32.0	3 #2AWG	
C-150	1 1/2	9 3/4	2 3/8	2 3/4	7 1/4	36.0	3 #1AWG	
C-200	2	11 7/8	3 3/8	3 1/2	9 3/8	70.0	3 #2/0AWG	
C-250	2 1/2	15 1/8	4 3/8	4	12 3/8	153.0	3 #4/0AWG	
C-300	3	15 1/8	4 3/8	4 3/4	12 3/8	181.0	3 #4/0AWG	
C-350	3 1/2	18 3/8	5 1/2	5 1/2	15	290.0	3 #350MCM	
C-400	4	18 3/8	5 1/2	5 3/8	15	320.0	3 #350MCM	



Spec 5™ Malleable Iron Conduit Bodies

For Rigid Conduit & IMC

Types LB, T, LB-G & T-G

Use:

To provide access to conductors for pulling, splicing, maintenance and future changes/upgrades. Allows connection of straight conduit runs, branch conduit runs and 90° bends.

Features:

- Tapered threaded hubs (NPT).
- Raintight when used with gasketed covers.
- Malleable iron suitable for use in concrete.
- For covers and gaskets, see Pages AB4 and AB5.
- Complete interchangeability with other manufacturers' style "5" or "35" Conduit Bodies.
- Internal volume and maximum wire clearly marked on castings.

Material/Finish:

Malleable Iron/

Zinc Electroplated Aluminum Enamel
Catalog number with suffix "G"
Malleable Iron with Hot Dip Galvanize

Third Party Certification:



UL Listed E-18095

Suitable for wet locations when used with gasketed covers.



CSA Certified: 009795

Suitable for wet locations when used with gasketed covers.

Applicable Third Party Standards:

UL Standard: 514A

CSA Standard: C22.2 No. 18

Fed Spec: A-A-50563

NEMA: FB-1, FB-2.10

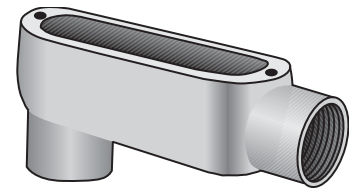
Dimensional Data:

See Pages AB6 - AB8

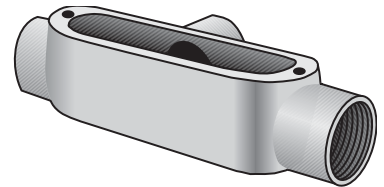
Note: Conduit bodies are suitable for use in Class I, Div. 2 hazardous locations per NEC Section 501-4(B).

Trade Size (inches)	Catalog Number Malleable Iron Zinc Plated
1/2	LB-50
3/4	LB-75
1	LB-100
1 1/4	LB-125
1 1/2	LB-150
2	LB-200
2 1/2	LB-250
3	LB-300
3 1/2	LB-350
4	LB-400
1/2	T-50
3/4	T-75
1	T-100
1 1/4	T-125
1 1/2	T-150
2	T-200
2 1/2	T-250
3	T-300
3 1/2	T-350
4	T-400

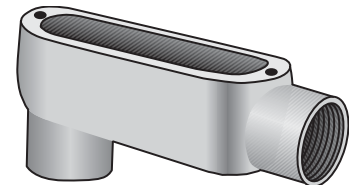
Trade Size (inches)	Catalog Number Malleable Iron Hot Dip Galvanized
1/2	LB-50G
3/4	LB-75G
1	LB-100G
1 1/4	LB-125G
1 1/2	LB-150G
2	LB-200G
2 1/2	LB-250G
3	LB-300G
3 1/2	LB-350G
4	LB-400G
1/2	T-50G
3/4	T-75G
1	T-100G
1 1/4	T-125G
1 1/2	T-150G
2	T-200G
2 1/2	T-250G
3	T-300G
3 1/2	T-350G
4	T-400G



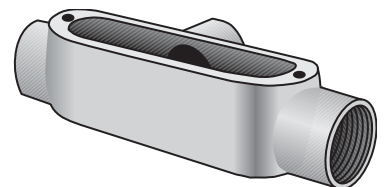
Type LB



Type T



Type LB-G
Hot Dip Galvanized



Type T-G
Hot Dip Galvanized

Spec 5™ Malleable Iron Conduit Bodies

For Rigid Conduit & IMC

Types LL, LR, TB, X, C

Use:

To provide access to conductors for pulling, splicing, maintenance and future changes/upgrades. Allows connection of straight conduit runs, branch conduit runs and 90° bends.

Features:

- Tapered threaded hubs (NPT).
- Raintight when used with gasketed covers.
- Malleable iron suitable for use in concrete.
- For covers and gaskets, see Pages AB4 and AB5.
- Complete interchangeability with other manufacturers' style "5" or "35" Conduit Bodies.
- Internal volume and maximum wire clearly marked on castings.

Material/Finish:

Malleable Iron/
Zinc Electroplated Aluminum Enamel

Optional Finish:

For additional corrosion protection, specify Hot Dip Galvanized. Add suffix "G" to standard catalog number. Contact your local representative for pricing and availability.

Third Party Certification:



UL Listed E-18095
Suitable for wet locations when used with gasketed covers.



CSA Certified: LR-9795
Suitable for wet locations when used with gasketed covers.

Applicable Third Party Standards:

UL Standard: 514A
CSA Standard: C22.2 No. 18
Fed Spec: A-A-50563
NEMA: FB-1, FB-2.10

Dimensional Data:

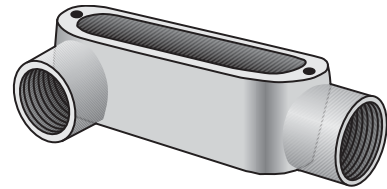
See Pages AB6 - AB8

Note: Conduit bodies are suitable for use in Class I, Div. 2 hazardous locations per NEC Section 501-4(B).

Trade Size (inches)	Catalog Number Malleable Iron Zinc Plated
1/2	LL-50
3/4	LL-75
1	LL-100
1 1/4	LL-125
1 1/2	LL-150
2	LL-200
2 1/2	LL-250
3	LL-300
3 1/2	LL-350
4	LL-400
1/2	LR-50
3/4	LR-75
1	LR-100
1 1/4	LR-125
1 1/2	LR-150
2	LR-200
2 1/2	LR-250
3	LR-300
3 1/2	LR-350
4	LR-400
1/2	TB-50
3/4	TB-75
1	TB-100
1 1/4	TB-125
1 1/2	TB-150
2	TB-200
1/2	X-50
3/4	X-75
1	X-100
1 1/4	X-125
1 1/2	X-150
2	X-200
1/2	C-50
3/4	C-75
1	C-100
1 1/4	C-125
1 1/2	C-150
2	C-200
2 1/2	C-250
3	C-300
3 1/2	C-350
4	C-400



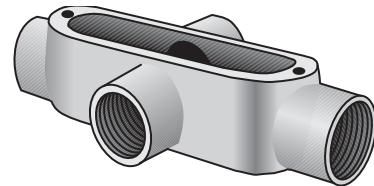
Type LL




Type LR



Type TB



Type X



Type C

Spec 5™ Conduit Body, Cover & Gasket Assemblies

For Rigid Conduit & IMC

Types LB, LL, LR, C, T

Use:

To provide access to conductors for pulling, splicing, maintenance and future changes/upgrades. Allows connection of straight conduit runs, branch conduit runs and 90° bends.


Features:


- Tapered threaded hubs (NPT)
- Packaged complete under one Catalog Number
- Ready to use

Material/Finish:

Conduit body - Malleable Iron
Zinc Electroplated with Aluminum Enamel
Cover - Type BS Steel Zinc Electroplated
Gasket - Type SGN Neoprene

Third Party Certification:

 UL Listed:
E-18095
Suitable for wet locations

 CSA Certified:
LR-9795
Suitable for wet locations.

Applicable Third Party Standards:

UL Standard: 514A
CSA Standard: C22.2 No. 18
Fed Spec: A-A-50563
NEMA: FB-1, FB-2.10

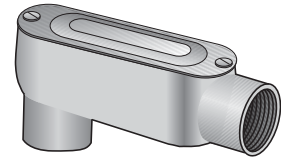
Dimensional Data:

See Pages AB6 - AB8.


Note: For additional information, please refer to:

- Conduit Bodies on pages AB1 and AB2.
- Covers and Gaskets on page AB4.


Trade Size (inches)	Catalog Number
½	LB-50CG
¾	LB-75CG
1	LB-100CG
1¼	LB-125CG
1½	LB-150CG
2	LB-200CG
½	T-50CG
¾	T-75CG
1	T-100CG
1¼	T-125CG
1½	T-150CG
2	T-200CG
½	LL-50CG
¾	LL-75CG
1	LL-100CG
1¼	LL-125CG
1½	LL-150CG
2	LL-200CG
½	LR-50CG
¾	LR-75CG
1	LR-100CG
1¼	LR-125CG
1½	LR-150CG
2	LR-200CG
½	C-50CG
¾	C-75CG
1	C-100CG
1¼	C-125CG
1½	C-150CG
2	C-200CG




Type LB-CG



Type T-CG



Type LL-CG



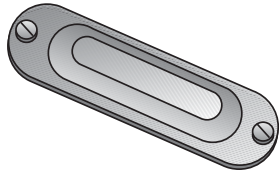
Type LR-CG



Type C-CG

Spec 5™ Covers & Gaskets

For O-Z/Gedney Malleable Iron Conduit Bodies





Type BS-S

Type BS-S Domed Top Design Cover

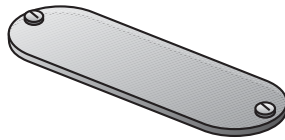
Use:
To cover conduit body opening.

Material/Finish:
Stamped Steel Pre-Galvanized
Stainless Steel Screws
Natural Finish

Third Party Certification:
 UL Listed:
E-18095
Suitable for wet locations when used with gaskets, Type SGN or SG on malleable iron conduit bodies.

 CSA Certified:
LR-9795
Suitable for wet locations when used with gaskets, Type SGN or SG on malleable iron conduit bodies.

Applicable Third Party Standards:
UL Standard: 514A
CSA Standard: C22.2 No. 18
Fed Spec: A-A-50563
NEMA: FB-1, FB-2.10





Type BC-G

Type BC-G Flat Top Design Cover


Use:
To cover conduit body opening.

Material/Finish:
Gray Iron/Hot Dip Galvanized stainless steel screws.

Third Party Certification:
 UL Listed:
E-18095
Suitable for wet locations when used with gaskets, Type SG on malleable iron conduit bodies.

 CSA Certified:
LR-9795
Suitable for wet locations when used with gaskets, Type SG on malleable iron conduit bodies.

Applicable Third Party Standards:
UL Standard: 514A
CSA Standard: C22.2 No. 18
Fed Spec: A-A-50563
NEMA: FB-1, FB-2.10



Type SG & SGN

Type SG & SGN Solid Cover Sealing Gasket

Use:
To provide a worry-free, raintight seal when used with Type BS or BC covers.

Material:
Velbuna Composition
Closed-Cell Neoprene Foam Gasket
Temperature Rating: 212°F/100°C

Note: UL/CSA not applicable.

Trade Size (inches)	Catalog Number
1/2	BS-50S
3/4	BS-75S
1	BS-100S
1 1/4-1 1/2	BS-125S
2	BS-200S
2 1/2-3	BS-250S
3 1/2-4	BS-350S*


Trade Size (inches)	Catalog Number
1/2	BC-50G
3/4	BC-75G
1	BC-100G
1 1/4-1 1/2	BC-125G
2	BC-200G
2 1/2-3	BC-250G
3 1/2-4	BC-350G

Trade Size (inches)	Catalog Number Velbuna	Catalog Number Neoprene
1/2	SG-50	SGN-50
3/4	SG-75	SGN-75
1	SG-100	SGN-100
1 1/4-1 1/2	SG-125	SGN-125
2	SG-200	SGN-200
2 1/2-3	SG-250	SGN-250
3 1/2-4	SG-350	SGN-350

* Flat Top Design Cover

Spec 5™ Covers & Gaskets

For O-Z/Gedney Malleable Iron Conduit Bodies



Type BCC

Type BCC Clip-On™ Cover

Use:

To cover conduit body opening.

Material/Finish:

Gray Iron/Zinc Electroplated
Stainless Steel Screws
Steel, Zinc-Plated Clips

Third Party Certification:



UL Listed:
E-18095

Suitable for wet locations when
used with gaskets, Type SGNC on
malleable iron conduit bodies.



CSA Certified:
009795

Suitable for wet locations when
used with gaskets, Type SGNC on
malleable iron conduit bodies.

Applicable Third Party Standards:

UL Standard: 514A
CSA Standard: C22.2 No. 18
Fed Spec: A-A-50563
NEMA: FB-1, FB-2.10



Type SGNC

Type SGNC Cover Gasket

Use:

To provide a worry-free, raintight seal when
used with Clip-On™ Type BCC cover.

Material:

Closed-Cell Neoprene Foam Gasket
Temperature Rating: 212°F/100°C

Note: UL/CSA not applicable.

Trade Size (inches)	Catalog Number
½	BCC-50
¾	BCC-75
1	BCC-100
1¼-1½	BCC-125
2	BCC-200
2½-3	BCC-250
3½-4	BCC-350

Trade Size (inches)	Catalog Number
½	SGNC-50
¾	SGNC-75
1	SGNC-100
1¼-1½	SGNC-125
2	SGNC-200
2½-3	SGNC-250
3½-4	SGNC-350

Spec 5™ Malleable Iron Conduit Bodies

For Rigid Conduit & IMC

Dimensional Data:

Type LB	Catalog Number	Trade Size	Dimensions in Inches						Volume Cu. In.	Max No. Conductors
			B	C	D	F	H	J		
	LB-50	1/2	1 1/8	1 1/8	4	1 1/2	4	4 5/8	4.0	N/A
	LB-75	3/4	1 1/8	1 1/8	4 5/8	1 1/8	4 5/8	5 1/8	7.0	3 #6AWG
	LB-100	1	1 1/8	2	5 3/8	1 1/8	5 3/8	6 1/4	12.0	3 #4AWG
	LB-125	1 1/4	2 1/8	2 1/8	7 1/4	2 1/4	7	8 1/4	32.0	3 #2AWG
	LB-150	1 1/2	2 1/8	2 3/4	7 3/8	2 3/8	7	8 1/4	36.0	3 #1/0AWG
	LB-200	2	3 1/4	3 3/8	9 3/8	2 3/4	9 3/8	10 3/8	70.0	3 #4/0AWG
	LB-250	2 1/2	4 3/8	4	12 3/8	3 3/8	11 3/8	13 3/4	142.0	3 #300MCM
	LB-300	3	4 3/8	4 3/4	12 3/8	3 3/8	11 3/8	13 3/4	173.0	3 #400MCM
	LB-350	3 1/2	5 1/8	5 1/2	15	4 1/4	14	16 1/4	292.0	3 #500MCM
	LB-400	4	5 1/8	5 1/8	15	4 1/4	14	16 1/4	324.0	3 #500MCM
	LB-50G	1/2	1 1/8	1 1/8	4	1 1/2	4	4 5/8	4.0	N/A
	LB-75G	3/4	1 1/8	1 1/8	4 5/8	1 1/8	4 5/8	5 1/8	7.0	3 #6AWG
	LB-100G	1	1 1/8	2	5 3/8	1 1/8	5 3/8	6 1/4	12.0	3 #4AWG
	LB-125G	1 1/4	2 1/8	2 1/8	7 1/4	2 1/4	7	8 1/4	32.0	3 #2AWG
	LB-150G	1 1/2	2 1/8	2 3/4	7 3/8	2 3/8	7	8 1/4	36.0	3 #1/0AWG
	LB-200G	2	3 1/4	3 3/8	9 3/8	2 3/4	9 3/8	10 3/8	70.0	3 #4/0AWG
	LB-250G	2 1/2	4 3/8	4	12 3/8	3 3/8	11 3/8	13 3/4	142.0	3 #300MCM
	LB-300G	3	4 3/8	4 3/4	12 3/8	3 3/8	11 3/8	13 3/4	173.0	3 #400MCM
	LB-350G	3 1/2	5 1/8	5 1/2	15	4 1/4	13 3/8	16 1/4	292.0	3 #500MCM
	LB-400G	4	5 1/8	5 1/8	15	4 1/4	14	16 1/4	324.0	3 #500MCM

Type T	Catalog Number	Trade Size	Dimensions in Inches					Volume Cu. In.	Max No. Conductors
			A	B	C	D	G		
	T-50	1/2	5 3/8	1 1/8	1 1/8	4	1 1/8	4.0	N/A
	T-75	3/4	6 1/8	1 1/8	1 1/8	4 5/8	1 1/8	7.0	3 #6AWG
	T-100	1	7 1/8	1 1/8	2	5 3/8	1 3/4	12.0	3 #4AWG
	T-125	1 1/4	9 1/8	2 3/8	2 3/8	7 1/4	2 1/4	32.0	3 #2AWG
	T-150	1 1/2	9 1/4	2 3/8	2 3/4	7 1/4	2 1/4	36.0	3 #1AWG
	T-200	2	11 1/8	3 1/4	3 1/2	9 3/8	2 3/8	70.0	3 #2/0AWG
	T-250	2 1/2	15 1/8	4 3/8	4	12 3/8	3 3/8	142.0	3 #4/0AWG
	T-300	3	15 1/8	4 3/8	4 3/4	12 3/8	3 3/8	173.0	3 #4/0AWG
	T-350	3 1/2	18 3/8	5 1/2	5 1/2	15	4 1/2	290.0	3 #350MCM
	T-400	4	18 3/8	5 1/2	5 1/2	15	4 1/2	324.0	3 #350MCM
	T-50G	1/2	5 3/8	1 1/8	1 1/8	4	1 1/8	4.0	N/A
	T-75G	3/4	6 1/8	1 1/8	1 1/8	4 5/8	1 1/8	7.0	3 #6AWG
	T-100G	1	7 1/8	1 1/8	2	5 3/8	1 3/4	12.0	3 #4AWG
	T-125G	1 1/4	9 1/8	2 3/8	2 3/8	7 1/4	2 1/4	32.0	3 #2AWG
	T-150G	1 1/2	9 1/4	2 3/8	2 3/4	7 1/4	2 1/4	36.0	3 #1AWG
	T-200G	2	11 1/8	3 1/4	3 1/2	9 3/8	2 3/8	70.0	3 #2/0AWG
	T-250G	2 1/2	15 1/8	4 3/8	4	12 3/8	3 3/8	142.0	3 #4/0AWG
	T-300G	3	15 1/8	4 3/8	4 3/4	12 3/8	3 3/8	173.0	3 #4/0AWG
	T-350G	3 1/2	18 3/8	5 1/2	5 1/2	15	4 1/2	290.0	3 #350MCM
	T-400G	4	18 3/8	5 1/2	5 1/2	15	4 1/2	324.0	3 #350MCM

Spec 5™ Malleable Iron Conduit Bodies

For Rigid Conduit & IMC

Dimensional Data:

Type LL		Dimensions in Inches							Volume Cu. In.	Max No. Conductors
Catalog Number	Trade Size	B	C	D	G	H	J			
	LL-50	1/2	1 1/8	1 3/8	4	1 3/8	4	4 5/8	4.0	N/A
	LL-75	3/4	1 1/8	1 3/8	4 5/8	1 3/8	4 3/8	5 1/8	7.0	3 #6AWG
	LL-100	1	1 1/8	2	5 5/8	1 3/4	5 3/8	6 1/4	12.0	3 #4AWG
	LL-125	1 1/4	2 5/8	2 3/8	7 1/4	2 1/4	6 3/8	8 1/4	32.0	3 #2AWG
	LL-150	1 1/2	2 5/8	2 3/4	7 1/4	2 1/4	6 3/8	8 1/4	36.0	3 #1AWG
	LL-200	2	3 1/4	3 1/2	9 5/8	2 3/8	9	10 5/8	70.0	3 #2/0AWG
	LL-250	2 1/2	4 3/8	4	12 3/8	3 3/8	11 1/8	13 3/4	142.0	3 #4/0AWG
	LL-300	3	4 3/8	4 3/4	12 3/8	3 3/8	11 1/8	13 3/4	173.0	3 #4/0AWG
	LL-350	3 1/2	5 5/8	5 5/8	15	4 1/2	13 3/8	16 3/4	292.0	3 #350MCM
	LL-400	4	5 5/8	5 5/8	15	4 1/2	13 3/8	16 3/4	324.0	3 #350MCM

Type LR		Dimensions in Inches							Volume Cu. In.	Max No. Conductors
Catalog Number	Trade Size	B	C	D	G	H	J			
	LR-50	1/2	1 1/8	1 3/8	4	1 3/8	4	4 5/8	4.0	N/A
	LR-75	3/4	1 1/8	1 3/8	4 5/8	1 3/8	4 3/8	5 1/8	7.0	3 #6AWG
	LR-100	1	1 1/8	2	5 5/8	1 3/4	5 3/8	6 1/4	12.0	3 #4AWG
	LR-125	1 1/4	2 5/8	2 3/8	7 1/4	2 1/4	7	8 1/4	32.0	3 #2AWG
	LR-150	1 1/2	2 5/8	2 3/4	7 1/4	2 1/4	7	8 1/4	36.0	3 #1AWG
	LR-200	2	3 1/4	3 1/2	9 5/8	2 3/8	9	10 5/8	70.0	3 #2/0AWG
	LR-250	2 1/2	4 3/8	4	12 3/8	3 3/8	11 1/8	13 3/4	142.0	3 #4/0AWG
	LR-300	3	4 3/8	4 3/4	12 3/8	3 3/8	11 1/8	13 3/4	173.0	3 #4/0AWG
	LR-350	3 1/2	5 5/8	5 5/8	15	4 1/2	13 3/8	16 3/4	292.0	3 #350MCM
	LR-400	4	5 5/8	5 5/8	15	4 1/2	13 3/8	16 3/4	324.0	3 #350MCM

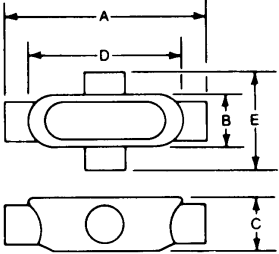
Type TB		Dimensions in Inches						Volume Cu. In.	Max No. Conductors
Catalog Number	Trade Size	A	B	C	D	F			
	TB-50	1/2	5 5/8	1 3/8	1 3/8	4	1 1/2	4.0	N/A
	TB-75	3/4	6 1/4	1 1/2	1 3/8	4 3/8	1 1/2	7.0	3 #6AWG
	TB-100	1	7 1/8	1 3/8	2	5 3/8	1 3/8	13.0	3 #4AWG
	TB-125	1 1/4	9 5/8	2 3/8	2 3/8	7 1/4	2 1/4	32.0	3 #2AWG
	TB-150	1 1/2	9 3/4	2 5/8	2 3/4	7 1/4	2 3/8	36.0	3 #1AWG
	TB-200	2	11 1/8	3 3/8	3 1/2	9 5/8	2 3/4	70.0	3 #2/0AWG

Spec 5™ Malleable Iron Conduit Bodies

For Rigid Conduit & IMC

Dimensional Data:

Type X		Dimensions in Inches							Volume Cu. In.	Max No. Conductors
Catalog Number	Trade Size	A	B	C	D	E				
X-50	1/2	5 5/8	1 5/8	1 3/8	4	2 3/4	4.0	N/A		
X-75	3/4	6 5/8	1 5/8	1 5/8	4 5/8	3 3/8	7.0	3 #6AWG		
X-100	1	7 5/8	1 5/8	2	5 5/8	3 1/2	12.0	3 #4AWG		
X-125	1 1/4	9 5/8	2 5/8	2 5/8	7 1/4	4 1/2	32.0	3 #2AWG		
X-150	1 1/2	9 3/4	2 3/8	2 7/8	7 1/4	4 5/8	36.0	3 #1AWG		
X-200	2	11 7/8	3 3/8	3 1/2	9 1/2	5 1/4	70.0	3 #2/0AWG		



Type C		Dimensions in Inches					Volume Cu. In.	Max No. Conductors
Catalog Number	Trade Size	A	B	C	D			
C-50	1/2	5 5/8	1 5/8	1 3/8	4	4.0	N/A	
C-75	3/4	6 5/8	1 5/8	1 5/8	4 5/8	7.0	3 #6AWG	
C-100	1	7 5/8	1 5/8	2	5 5/8	12.0	3 #4AWG	
C-125	1 1/4	9 5/8	2 5/8	2 5/8	7 1/4	32.0	3 #2AWG	
C-150	1 1/2	9 3/4	2 5/8	2 3/4	7 1/4	36.0	3 #1AWG	
C-200	2	11 7/8	3 3/8	3 1/2	9 5/8	70.0	3 #2/0AWG	
C-250	2 1/2	15 5/8	4 3/8	4	12 3/8	153.0	3 #4/0AWG	
C-300	3	15 5/8	4 3/8	4 3/4	12 3/8	181.0	3 #4/0AWG	
C-350	3 1/2	18 5/8	5 1/2	5 1/2	15	290.0	3 #350MCM	
C-400	4	18 5/8	5 1/2	5 5/8	15	320.0	3 #350MCM	

