

TORK®

SPECIFICATION SHEET

SS703Z Series

SunSet In-Wall Timer

SunSet/Sunrise

APPLICATIONS

- Outdoor security lighting
- Interior lights for lived-in look
- Fans or other motors
- Appliances

FEATURES

- **Scheduling:** 10 ON & OFF pairs of set points for individual programs on each day of the week. 11 day groups speed programming. Minimum setting is 1 minute.
- **Astronomic:** Sunset and sunrise times are adjustable from 10°- 60° Northern or Southern latitudes. Can be individually offset +/- 1 -240 for earlier or later operation.
- **Random Mode:** Varies ON and OFF times to create lived in look when away.
- **Daylight Saving:** Automatic adjustment (can be omitted).
- **Leap Year:** Automatic Compensation
- **Manual Override:** Until the next regularly scheduled ON or OFF, automatic operation then resumes.
- **Manual Mode:** Does not run programs until set to AUTO (automatic) mode. Use as vacation setting for no operation when away.
- **Easy Wiring:** SS703Z does not require a neutral. Both models can be used as a 3-way switch.
- **Clock Format:** AM/PM
- **Power Outage Backup:** Permanent schedule retention with memory module. Supercapacitor provides 2 days of real time backup.

SPECIFICATIONS

- **Timing Accuracy:** Line frequency
- **Input Voltage:** 120/277VAC, 50/60Hz
- **Wire Size:** #12AWG input/output - #16 AWG 3-way (remote)
- **Operating Temperature:** 32° to 104°F (0° to 40°C)

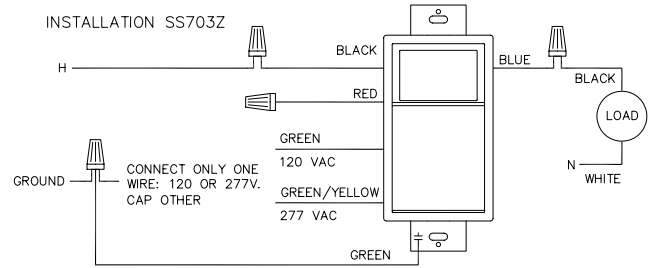
CONTACT RATINGS

- **Resistive:** 120VAC 15A
- **Standard Ballast:** 120/277VAC 10A
- **LED/Electronic Ballast:** 120VAC 8A
- **LED/Electronic Ballast:** 277VAC 5A
- **Tungsten:** 120VAC 8A
- **Pilot Duty:** 120VAC 360VA
- **Motor:** 120VAC 1/2HP

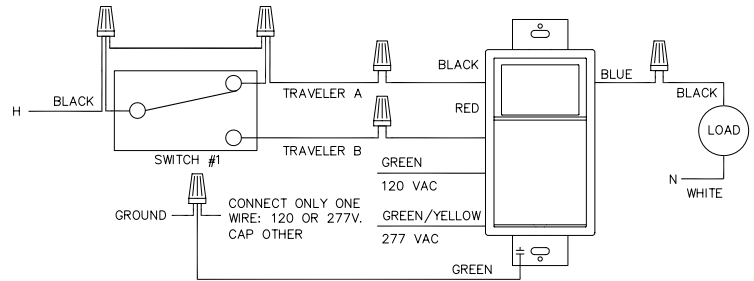
Project Info:	Type:
Job Ref:	Catalog Number:
Approvals:	Date:



WIRING DIAGRAM



WIRING DIAGRAM: 3 WAY INSTALLATION SS703Z
CONNECT A WIRE INSIDE THE GANG-BOX BETWEEN TRAVELER A AND HOT



ORDERING INFO

CAT. NO.	UPC CODE	INPUT SUPPLY 50-60Hz	SWITCH TYPE	COLOR
SS703Z	14019	120/277VAC	3-WAY	WHITE
SS703ZA	14020	120-277VAC	3-WAY	LIGHT ALMOND

TORK®

SPECIFICATION SHEET

SS703Z Series

SunSet In-Wall Timer

SunSet/Sunrise

APPLICATIONS

- Outdoor security lighting
- Interior lights for lived-in look
- Fans or other motors
- Appliances

FEATURES

- **Scheduling:** 10 ON & OFF pairs of set points for individual programs on each day of the week. 11 day groups speed programming. Minimum setting is 1 minute.
- **Astronomic:** Sunset and sunrise times are adjustable from 10°- 60° Northern or Southern latitudes. Can be individually offset +/- 1 -240 for earlier or later operation.
- **Random Mode:** Varies ON and OFF times to create lived in look when away.
- **Daylight Saving:** Automatic adjustment (can be omitted).
- **Leap Year:** Automatic Compensation
- **Manual Override:** Until the next regularly scheduled ON or OFF, automatic operation then resumes.
- **Manual Mode:** Does not run programs until set to AUTO (automatic) mode. Use as vacation setting for no operation when away.
- **Easy Wiring:** SS703Z does not require a neutral. Both models can be used as a 3-way switch.
- **Clock Format:** AM/PM
- **Power Outage Backup:** Permanent schedule retention with memory module. Supercapacitor provides 2 days of real time backup.

SPECIFICATIONS

- **Timing Accuracy:** Line frequency
- **Input Voltage:** 120/277VAC, 50/60Hz
- **Wire Size:** #12AWG input/output - #16 AWG 3-way (remote)
- **Operating Temperature:** 32° to 104°F (0° to 40°C)

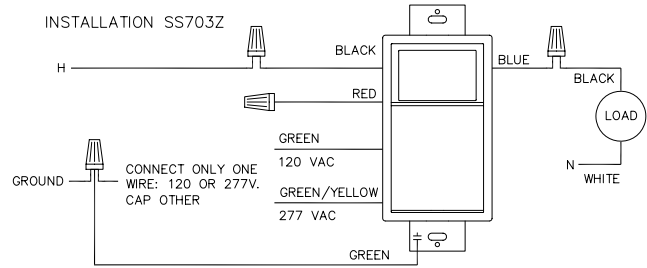
CONTACT RATINGS

- **Resistive:** 120VAC 15A
- **Standard Ballast:** 120/277VAC 10A
- **LED/Electronic Ballast:** 120VAC 8A
- **LED/Electronic Ballast:** 277VAC 5A
- **Tungsten:** 120VAC 8A
- **Pilot Duty:** 120VAC 360VA
- **Motor:** 120VAC 1/2HP

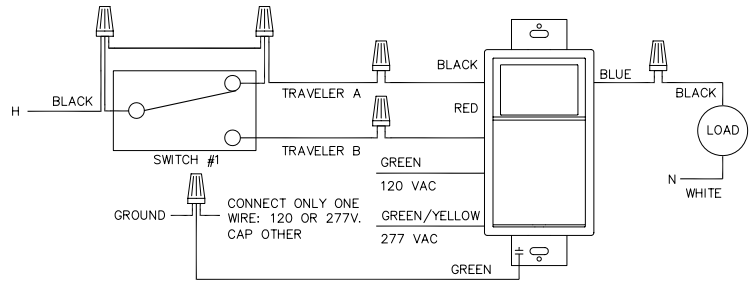
Project Info:	Type:
Job Ref:	Catalog Number:
Approvals:	Date:



WIRING DIAGRAM



WIRING DIAGRAM: 3 WAY INSTALLATION SS703Z
CONNECT A WIRE INSIDE THE GANG-BOX BETWEEN TRAVELER A AND HOT



ORDERING INFO

CAT. NO.	UPC CODE	INPUT SUPPLY 50-60Hz	SWITCH TYPE	COLOR
SS703Z	14019	120/277VAC	3-WAY	WHITE
SS703ZA	14020	120-277VAC	3-WAY	LIGHT ALMOND