

# Liquidtight ST Series Plain Throat and STB Series Insulated Throat Connectors

For Liquidtight Flexible Metal Conduit

Suitable for use in Class I, Division 2

## Applications

- Provides a dependable connection for liquidtight flexible metal conduit.

## Features

- ST Series has plain throat.
- STB Series has insulated throat to protect against wire damage.
- Seals out oil, water, dust, dirt and fumes.
- Unique long ferrule with more pronounced threads provides over four times UL pull-out requirements.
- Ferrule provides maximum surface contact for better sealing and a continuous, permanent, positive metal-to-metal ground.
- Polypropylene sealing ring with locknut standard.
- Liquidtight/raintight/oiltight.
- Suitable for wet locations.
- Full, machined tapered threads (NPT).
- Compact design with small turning radius.
- Straight, 45° and 90° styles available in trade sizes 3/8" thru 4"

## Standard Material/Finish

- 3/8" thru 1" straight: steel body and compression nut
- 1-1/4" thru 4" straight: malleable iron body and compression nut
- 3/8" thru 4" 45° and 90°: malleable iron body
- 3/8" thru 1" 45° and 90° caps: steel
- 1-1/4" thru 4" 45° and 90° caps: malleable iron
- 3/8" thru 1" ferrule: steel
- 1-1/4" thru 4" ferrule: aluminum
- Steel: zinc electroplate
- Malleable iron: zinc electroplate, chromate and epoxy powder coat/zinc electroplate
- Sealing ring: polypropylene

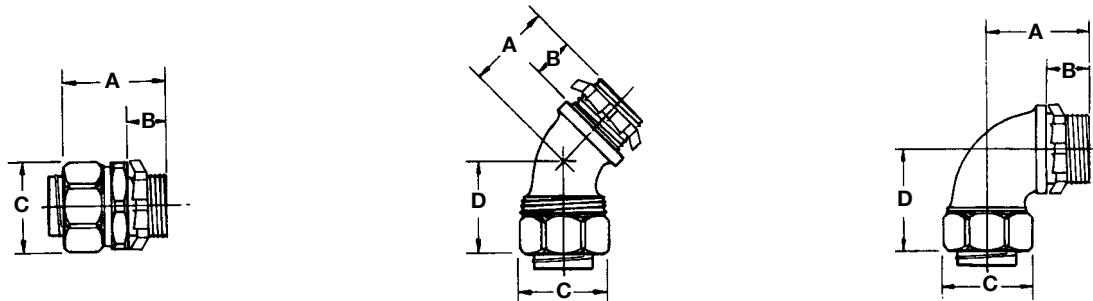
## Certifications and Compliances

- UL Standard: 514B
- UL Listed: E14814
- CSA Standard C22.2 No. 18.3
- CSA Certified: 065178
- NEMA: FB-1

## STD Conduit Thread Size

Flexible Conduit Size (Inches)	NPT Size
3/8	1/2
1/2	1/2
3/4	3/4
1	1
1-1/4	1-1/4
1-1/2	1-1/2
2	2
2-1/2	2-1/2
3	3
3-1/2	3-1/2
4	4
5	5





## Dimensions



# Liquidtight ST Series Plain Throat Connectors

For Liquidtight Flexible Metal Conduit

Suitable for use in Class I, Division 2

	Catalog Number	Conduit Size (Inches)	Dimensions in Inches/Millimeters				Weight Lbs./Kgs. Per 100
			A	B	C	D	
<b>Straight</b>							
	<b>ST-38</b>	3/8 flex, 1/2 hub	1.44/36.6	0.63/16.0	1.13/28.7	—	16.00/7.26
	<b>ST-50</b>	1/2	1.44/36.6	0.63/16.0	1.25/31.8	—	15.00/6.80
	<b>ST-75</b>	3/4	1.50/38.1	0.63/16.0	1.50/38.1	—	22.00/9.98
	<b>ST-100</b>	1	1.63/41.4	0.75/19.1	1.81/45.9	—	34.00/15.42
	<b>ST-125</b>	1-1/4	2.00/50.8	0.63/16.0	2.31/58.7	—	84.00/38.10
	<b>ST-150</b>	1-1/2	2.25/57.2	0.63/16.0	2.63/66.8	—	120.00/54.43
	<b>ST-200</b>	2	2.50/63.5	0.69/17.5	3.19/81.0	—	165.00/74.84
	<b>ST-250</b>	2-1/2	3.38/85.9	1.06/26.9	3.94/100.1	—	350.00/158.76
	<b>ST-300</b>	3	3.69/93.7	1.19/30.2	4.38/111.3	—	450.00/204.12
	<b>ST-350</b>	3-1/2	3.69/93.7	1.19/30.2	5.00/127.0	—	525.00/238.13
	<b>ST-400</b>	4	4.00/101.6	1.25/31.8	5.50/139.7	—	664.00/301.19
	<b>45°</b>						
	<b>ST-4538</b>	3/8 flex, 1/2 hub	0.88/22.4	0.63/16.0	1.13/28.7	1.13/28.7	19.00/8.62
	<b>ST-4550</b>	1/2	0.88/22.4	0.63/16.0	1.25/31.8	1.13/28.7	19.00/8.62
	<b>ST-4575</b>	3/4	1.13/28.7	0.63/16.0	1.50/38.1	1.25/31.8	32.00/14.51
	<b>ST-45100</b>	1	1.38/35.1	0.75/19.1	1.81/45.9	1.81/45.9	46.00/20.87
	<b>ST-45125</b>	1-1/4	1.63/41.4	0.63/16.0	2.31/58.7	1.81/45.9	103.00/46.72
	<b>ST-45150</b>	1-1/2	1.81/45.9	0.63/16.0	2.63/66.8	2.13/54.1	165.00/74.84
	<b>ST-45200</b>	2	2.00/50.8	0.69/17.5	3.19/81.0	2.38/60.5	245.00/111.13
	<b>ST-45250</b>	2-1/2	3.56/90.4	1.06/26.9	3.94/100.1	5.00/127.0	760.00/344.73
	<b>ST-45300</b>	3	4.31/109.5	1.19/30.2	4.38/111.3	5.81/147.6	962.00/436.36
	<b>ST-45400</b>	4	4.63/117.6	1.25/31.8	5.50/139.7	4.00/101.6	1512.00/685.83
<b>90°</b>							
	<b>ST-9038</b>	3/8 flex, 1/2 hub	1.25/31.8	0.63/16.0	1.13/28.7	1.50/38.1	22.80/10.34
	<b>ST-9050</b>	1/2	1.25/31.8	0.63/16.0	1.25/31.8	1.50/38.1	23.00/10.43
	<b>ST-9075</b>	3/4	1.44/36.6	0.63/16.0	1.50/38.1	1.56/39.6	39.00/17.69
	<b>ST-90100</b>	1	1.38/35.1	0.75/19.1	1.81/45.9	1.88/47.8	62.00/28.12
	<b>ST-90125</b>	1-1/4	1.81/45.9	0.63/16.0	2.31/58.7	2.38/60.5	114.00/51.71
	<b>ST-90150</b>	1-1/2	2.44/61.9	0.63/16.0	2.63/66.8	3.19/81.0	195.00/88.45
	<b>ST-90200</b>	2	2.63/66.8	0.69/17.5	3.19/81.0	3.56/90.4	290.00/131.54
	<b>ST-90250</b>	2-1/2	7.19/182.6	1.06/26.9	3.94/100.1	8.44/214.4	843.00/382.38
	<b>ST-90300</b>	3	8.63/219.2	1.19/30.2	4.38/111.3	10.13/257.3	1100.00/498.95
	<b>ST-90400</b>	4	11.25/285.8	1.25/31.8	5.50/139.7	12.81/325.4	2100.00/952.54

Commercial Products

COMMERCIAL PRODUCTS: LIQUIDTIGHT CONDUIT FITTINGS

# Liquidtight STB Series Insulated Throat Connectors

For Liquidtight Flexible Metal Conduit

Suitable for use in Class I, Division 2

	Catalog Number	Conduit Size (Inches)	Dimensions in Inches/Millimeters				Weight Lbs./Kgs. Per 100
			A	B	C	D	
<b>Straight</b>							
	<b>STB-38</b>	3/8 flex, 1/2 hub	1.44/36.6	0.63/16.0	1.13/28.7	—	15.00/6.80
	<b>STB-50</b>	1/2	1.44/36.6	0.63/16.0	1.25/31.8	—	16.00/7.26
	<b>STB-75</b>	3/4	1.50/38.1	0.63/16.0	1.50/38.1	—	23.00/10.43
	<b>STB-100</b>	1	1.63/41.4	0.75/19.1	1.81/45.9	—	34.00/15.42
	<b>STB-125</b>	1-1/4	2.00/50.8	0.63/16.0	2.31/58.7	—	84.00/38.10
	<b>STB-150</b>	1-1/2	2.25/57.2	0.63/16.0	2.63/66.8	—	119.00/53.98
	<b>STB-200</b>	2	2.50/63.5	0.69/17.5	3.19/81.0	—	170.00/77.11
	<b>STB-250</b>	2-1/2	3.38/85.9	1.06/26.9	3.94/100.1	—	340.00/154.22
	<b>STB-300</b>	3	3.69/93.7	1.19/30.2	4.38/111.3	—	450.00/204.12
	<b>STB-350</b>	3-1/2	3.69/93.7	1.19/30.2	5.00/127.0	—	530.00/240.40
	<b>STB-400</b>	4	4.00/101.6	1.25/31.8	5.50/139.7	—	655.00/297.10
<b>45°</b>							
	<b>STB-4538</b>	3/8 flex, 1/2 hub	0.88/22.4	0.63/16.0	1.13/28.7	1.13/28.7	18.00/8.16
	<b>STB-4550</b>	1/2	0.88/22.4	0.63/16.0	1.25/31.8	1.13/28.7	18.00/8.16
	<b>STB-4575</b>	3/4	1.13/28.7	0.63/16.0	1.50/38.1	1.25/31.8	30.00/13.61
	<b>STB-45100</b>	1	1.38/35.1	0.75/19.1	1.81/45.9	1.81/45.9	49.00/22.23
	<b>STB-45125</b>	1-1/4	1.63/41.4	0.63/16.0	2.31/58.7	1.81/45.9	102.00/46.27
	<b>STB-45150</b>	1-1/2	1.81/45.9	0.63/16.0	2.63/66.8	2.13/54.1	160.00/72.57
	<b>STB-45200</b>	2	2.00/50.8	0.69/17.5	3.19/81.0	2.38/60.5	230.00/104.33
	<b>STB-45250</b>	2-1/2	3.56/90.4	1.06/26.9	3.94/100.1	5.00/127.0	760.00/344.73
	<b>STB-45300</b>	3	4.31/109.5	1.19/30.2	4.38/111.3	5.81/147.6	1000.00/453.59
	<b>STB-45400</b>	4	4.63/117.6	1.25/31.8	5.50/139.7	4.00/101.6	1800.00/816.47
<b>90°</b>							
	<b>STB-9038</b>	3/8 flex, 1/2 hub	1.25/31.8	0.63/16.0	1.13/28.7	1.50/38.1	23.00/10.43
	<b>STB-9050</b>	1/2	1.25/31.8	0.63/16.0	1.25/31.8	1.50/38.1	24.00/10.89
	<b>STB-9075</b>	3/4	1.44/36.6	0.63/16.0	1.50/38.1	1.56/39.6	38.00/17.24
	<b>STB-90100</b>	1	1.38/35.1	0.75/19.1	1.81/45.9	1.88/47.8	58.00/26.31
	<b>STB-90125</b>	1-1/4	1.81/45.9	0.63/16.0	2.31/58.7	2.38/60.5	116.00/52.62
	<b>STB-90150</b>	1-1/2	2.44/61.9	0.63/16.0	2.63/66.8	3.19/81.0	192.00/87.09
	<b>STB-90200</b>	2	2.63/66.8	0.69/17.5	3.19/81.0	3.56/90.4	282.00/127.91
	<b>STB-90250</b>	2-1/2	7.19/182.6	1.06/26.9	3.94/100.1	8.44/214.4	840.00/381.02
	<b>STB-90300</b>	3	8.63/219.2	1.19/30.2	4.38/111.3	10.13/257.3	1100.00/498.95
	<b>STB-90400</b>	4	11.25/285.8	1.25/31.8	5.50/139.7	12.81/325.4	2150.00/975.22

Commercial Products

COMMERCIAL PRODUCTS: LIQUIDTIGHT CONDUIT FITTINGS

# Liquidtight ST Series Plain Throat and STB Series Insulated Throat Connectors

For Liquidtight Flexible Metal Conduit

Suitable for use in Class I, Division 2

## Applications

- Provides a dependable connection for liquidtight flexible metal conduit.

## Features

- ST Series has plain throat.
- STB Series has insulated throat to protect against wire damage.
- Seals out oil, water, dust, dirt and fumes.
- Unique long ferrule with more pronounced threads provides over four times UL pull-out requirements.
- Ferrule provides maximum surface contact for better sealing and a continuous, permanent, positive metal-to-metal ground.
- Polypropylene sealing ring with locknut standard.
- Liquidtight/raintight/oiltight.
- Suitable for wet locations.
- Full, machined tapered threads (NPT).
- Compact design with small turning radius.
- Straight, 45° and 90° styles available in trade sizes 3/8" thru 4"

## Standard Material/Finish

- 3/8" thru 1" straight: steel body and compression nut
- 1-1/4" thru 4" straight: malleable iron body and compression nut
- 3/8" thru 4" 45° and 90°: malleable iron body
- 3/8" thru 1" 45° and 90° caps: steel
- 1-1/4" thru 4" 45° and 90° caps: malleable iron
- 3/8" thru 1" ferrule: steel
- 1-1/4" thru 4" ferrule: aluminum
- Steel: zinc electroplate
- Malleable iron: zinc electroplate, chromate and epoxy powder coat/zinc electroplate
- Sealing ring: polypropylene

## Certifications and Compliances

- UL Standard: 514B
- UL Listed: E14814
- CSA Standard C22.2 No. 18.3
- CSA Certified: 065178
- NEMA: FB-1

## STD Conduit Thread Size

Flexible Conduit Size (Inches)	NPT Size
3/8	1/2
1/2	1/2
3/4	3/4
1	1
1-1/4	1-1/4
1-1/2	1-1/2
2	2
2-1/2	2-1/2
3	3
3-1/2	3-1/2
4	4
5	5





## Dimensions



# Liquidtight ST Series Plain Throat Connectors

For Liquidtight Flexible Metal Conduit

Suitable for use in Class I, Division 2

	Catalog Number	Conduit Size (Inches)	Dimensions in Inches/Millimeters				Weight Lbs./Kgs. Per 100
			A	B	C	D	
<b>Straight</b>							
	<b>ST-38</b>	3/8 flex, 1/2 hub	1.44/36.6	0.63/16.0	1.13/28.7	—	16.00/7.26
	<b>ST-50</b>	1/2	1.44/36.6	0.63/16.0	1.25/31.8	—	15.00/6.80
	<b>ST-75</b>	3/4	1.50/38.1	0.63/16.0	1.50/38.1	—	22.00/9.98
	<b>ST-100</b>	1	1.63/41.4	0.75/19.1	1.81/45.9	—	34.00/15.42
	<b>ST-125</b>	1-1/4	2.00/50.8	0.63/16.0	2.31/58.7	—	84.00/38.10
	<b>ST-150</b>	1-1/2	2.25/57.2	0.63/16.0	2.63/66.8	—	120.00/54.43
	<b>ST-200</b>	2	2.50/63.5	0.69/17.5	3.19/81.0	—	165.00/74.84
	<b>ST-250</b>	2-1/2	3.38/85.9	1.06/26.9	3.94/100.1	—	350.00/158.76
	<b>ST-300</b>	3	3.69/93.7	1.19/30.2	4.38/111.3	—	450.00/204.12
	<b>ST-350</b>	3-1/2	3.69/93.7	1.19/30.2	5.00/127.0	—	525.00/238.13
	<b>ST-400</b>	4	4.00/101.6	1.25/31.8	5.50/139.7	—	664.00/301.19
	<b>45°</b>						
	<b>ST-4538</b>	3/8 flex, 1/2 hub	0.88/22.4	0.63/16.0	1.13/28.7	1.13/28.7	19.00/8.62
	<b>ST-4550</b>	1/2	0.88/22.4	0.63/16.0	1.25/31.8	1.13/28.7	19.00/8.62
	<b>ST-4575</b>	3/4	1.13/28.7	0.63/16.0	1.50/38.1	1.25/31.8	32.00/14.51
	<b>ST-45100</b>	1	1.38/35.1	0.75/19.1	1.81/45.9	1.81/45.9	46.00/20.87
	<b>ST-45125</b>	1-1/4	1.63/41.4	0.63/16.0	2.31/58.7	1.81/45.9	103.00/46.72
	<b>ST-45150</b>	1-1/2	1.81/45.9	0.63/16.0	2.63/66.8	2.13/54.1	165.00/74.84
	<b>ST-45200</b>	2	2.00/50.8	0.69/17.5	3.19/81.0	2.38/60.5	245.00/111.13
	<b>ST-45250</b>	2-1/2	3.56/90.4	1.06/26.9	3.94/100.1	5.00/127.0	760.00/344.73
	<b>ST-45300</b>	3	4.31/109.5	1.19/30.2	4.38/111.3	5.81/147.6	962.00/436.36
	<b>ST-45400</b>	4	4.63/117.6	1.25/31.8	5.50/139.7	4.00/101.6	1512.00/685.83
<b>90°</b>							
	<b>ST-9038</b>	3/8 flex, 1/2 hub	1.25/31.8	0.63/16.0	1.13/28.7	1.50/38.1	22.80/10.34
	<b>ST-9050</b>	1/2	1.25/31.8	0.63/16.0	1.25/31.8	1.50/38.1	23.00/10.43
	<b>ST-9075</b>	3/4	1.44/36.6	0.63/16.0	1.50/38.1	1.56/39.6	39.00/17.69
	<b>ST-90100</b>	1	1.38/35.1	0.75/19.1	1.81/45.9	1.88/47.8	62.00/28.12
	<b>ST-90125</b>	1-1/4	1.81/45.9	0.63/16.0	2.31/58.7	2.38/60.5	114.00/51.71
	<b>ST-90150</b>	1-1/2	2.44/61.9	0.63/16.0	2.63/66.8	3.19/81.0	195.00/88.45
	<b>ST-90200</b>	2	2.63/66.8	0.69/17.5	3.19/81.0	3.56/90.4	290.00/131.54
	<b>ST-90250</b>	2-1/2	7.19/182.6	1.06/26.9	3.94/100.1	8.44/214.4	843.00/382.38
	<b>ST-90300</b>	3	8.63/219.2	1.19/30.2	4.38/111.3	10.13/257.3	1100.00/498.95
	<b>ST-90400</b>	4	11.25/285.8	1.25/31.8	5.50/139.7	12.81/325.4	2100.00/952.54

Commercial Products

COMMERCIAL PRODUCTS: LIQUIDTIGHT CONDUIT FITTINGS

# Liquidtight STB Series Insulated Throat Connectors

For Liquidtight Flexible Metal Conduit

Suitable for use in Class I, Division 2

	Catalog Number	Conduit Size (Inches)	Dimensions in Inches/Millimeters				Weight Lbs./Kgs. Per 100
			A	B	C	D	
<b>Straight</b>							
	<b>STB-38</b>	3/8 flex, 1/2 hub	1.44/36.6	0.63/16.0	1.13/28.7	—	15.00/6.80
	<b>STB-50</b>	1/2	1.44/36.6	0.63/16.0	1.25/31.8	—	16.00/7.26
	<b>STB-75</b>	3/4	1.50/38.1	0.63/16.0	1.50/38.1	—	23.00/10.43
	<b>STB-100</b>	1	1.63/41.4	0.75/19.1	1.81/45.9	—	34.00/15.42
	<b>STB-125</b>	1-1/4	2.00/50.8	0.63/16.0	2.31/58.7	—	84.00/38.10
	<b>STB-150</b>	1-1/2	2.25/57.2	0.63/16.0	2.63/66.8	—	119.00/53.98
	<b>STB-200</b>	2	2.50/63.5	0.69/17.5	3.19/81.0	—	170.00/77.11
	<b>STB-250</b>	2-1/2	3.38/85.9	1.06/26.9	3.94/100.1	—	340.00/154.22
	<b>STB-300</b>	3	3.69/93.7	1.19/30.2	4.38/111.3	—	450.00/204.12
	<b>STB-350</b>	3-1/2	3.69/93.7	1.19/30.2	5.00/127.0	—	530.00/240.40
	<b>STB-400</b>	4	4.00/101.6	1.25/31.8	5.50/139.7	—	655.00/297.10
<b>45°</b>							
	<b>STB-4538</b>	3/8 flex, 1/2 hub	0.88/22.4	0.63/16.0	1.13/28.7	1.13/28.7	18.00/8.16
	<b>STB-4550</b>	1/2	0.88/22.4	0.63/16.0	1.25/31.8	1.13/28.7	18.00/8.16
	<b>STB-4575</b>	3/4	1.13/28.7	0.63/16.0	1.50/38.1	1.25/31.8	30.00/13.61
	<b>STB-45100</b>	1	1.38/35.1	0.75/19.1	1.81/45.9	1.81/45.9	49.00/22.23
	<b>STB-45125</b>	1-1/4	1.63/41.4	0.63/16.0	2.31/58.7	1.81/45.9	102.00/46.27
	<b>STB-45150</b>	1-1/2	1.81/45.9	0.63/16.0	2.63/66.8	2.13/54.1	160.00/72.57
	<b>STB-45200</b>	2	2.00/50.8	0.69/17.5	3.19/81.0	2.38/60.5	230.00/104.33
	<b>STB-45250</b>	2-1/2	3.56/90.4	1.06/26.9	3.94/100.1	5.00/127.0	760.00/344.73
	<b>STB-45300</b>	3	4.31/109.5	1.19/30.2	4.38/111.3	5.81/147.6	1000.00/453.59
	<b>STB-45400</b>	4	4.63/117.6	1.25/31.8	5.50/139.7	4.00/101.6	1800.00/816.47
<b>90°</b>							
	<b>STB-9038</b>	3/8 flex, 1/2 hub	1.25/31.8	0.63/16.0	1.13/28.7	1.50/38.1	23.00/10.43
	<b>STB-9050</b>	1/2	1.25/31.8	0.63/16.0	1.25/31.8	1.50/38.1	24.00/10.89
	<b>STB-9075</b>	3/4	1.44/36.6	0.63/16.0	1.50/38.1	1.56/39.6	38.00/17.24
	<b>STB-90100</b>	1	1.38/35.1	0.75/19.1	1.81/45.9	1.88/47.8	58.00/26.31
	<b>STB-90125</b>	1-1/4	1.81/45.9	0.63/16.0	2.31/58.7	2.38/60.5	116.00/52.62
	<b>STB-90150</b>	1-1/2	2.44/61.9	0.63/16.0	2.63/66.8	3.19/81.0	192.00/87.09
	<b>STB-90200</b>	2	2.63/66.8	0.69/17.5	3.19/81.0	3.56/90.4	282.00/127.91
	<b>STB-90250</b>	2-1/2	7.19/182.6	1.06/26.9	3.94/100.1	8.44/214.4	840.00/381.02
	<b>STB-90300</b>	3	8.63/219.2	1.19/30.2	4.38/111.3	10.13/257.3	1100.00/498.95
	<b>STB-90400</b>	4	11.25/285.8	1.25/31.8	5.50/139.7	12.81/325.4	2150.00/975.22

Commercial Products

COMMERCIAL PRODUCTS: LIQUIDTIGHT CONDUIT FITTINGS