

 TECHNICAL DATA SHEET

ABB cable glands – STX Star Teck® series

Hazardous locations



STX is the original STAR TECK® Explosion Proof fitting for Teck, MC and ACWU cable set the standard for ease of installation, quality engineering and safe, reliable terminations in challenging industrial environments.

Certifications / Standards:


IMPORTANT:

Must be installed with the SC4-KIT-1 sealing compound or the SC65 putty sealing compound. Sold separately. See sealing compounds information.

Features & Benefits:

- Excellent solution for hazardous location
- Excellent pullout strength
- Robust metallic construction
- Quick and easy installation without disassembly
- Provides grounding continuity of cable armor
- Splined gland and gripping features for ease of installation

Applications:

- Provides means for passing jacketed metal clad cables through a bulkhead or enclosure in industrial and hazardous areas
- Oil and gas Industry, chemical and industrial markets
- Construction and installation zones where metal clad cables are specified
- Suitable for cable types:
 - Jacketed Teck and ACWU
 - Armored control and instrument (ACIC Div2 locations)
 - Type MC: Jacketed corrugated metal clad (aluminum and steel)

Material:

- Copper free aluminium
- Zinc plated steel option
- PVC coating available for both materials option

Sealing compounds information:

- Use SC4-KIT-1 liquid compound for shielded cables and cables with 5 conductors or more (including ground).
- The SC65 is not recommended for use with shielded cables. Suitable for use on cables with a maximum of 4 conductors (including ground).
- Approximate Sealing Compound Volumes:
 - SC4-KIT-1 = 50cc / SC65 = 34cc

Environmental ratings:
Working Temperature:

- Normal use -40 to +90°C (-40 to +194°F)

Ingress protection:

- Type 4 / 4X

Conforms to:

- CSA 22.2-25/ -30/ -174/ -94
 - Class I Div1 ABCD Class II Div1 EFG Class III Div1
- UL2225
 - Class I Div1 ABCD Class II Div1 EFG Class III Div1
- UL514B and CSA C22.2-18.3
 - Wet and Dry Locations
- RoHS (Restriction of Hazardous Substances Directive) 2011/65/EU Incorporating 2015/863 amendment to Annex II

Product selection

Part no:	Thread (NPT)	Max. Vol. of sealing compound	Range over jacket		Range over armour		Nominal dimensions		
			Min	Max	Min	Max	A	B	C
STX050-462	1/2	5	13.34 (0.525)	16.51 (0.650)	10.54 (0.415)	14.48 (0.570)	20.07 (0.790)	63.50 (2.500)	41.40 (1.630)
STX050-464	1/2	5	15.24 (0.600)	19.30 (0.760)	12.45 (0.490)	17.27 (0.680)	20.07 (0.790)	63.50 (2.500)	41.40 (1.630)
STX075-465	3/4	8	18.42 (0.725)	22.48 (0.885)	15.62 (0.615)	20.45 (0.805)	20.07 (0.790)	66.55 (2.620)	46.23 (1.820)
STX075-466	3/4	8	20.96 (0.825)	25.02 (0.985)	18.16 (0.715)	22.99 (0.905)	20.07 (0.790)	66.55 (2.620)	46.23 (1.820)
STX100-467	1	16	22.35 (0.880)	27.05 (1.065)	19.56 (0.770)	25.02 (0.985)	25.02 (0.985)	71.88 (2.830)	61.98 (2.440)
STX100-468	1	16	26.04 (1.025)	30.61 (1.205)	23.24 (0.915)	28.58 (1.125)	25.02 (0.985)	71.88 (2.830)	61.98 (2.440)
STX125-469	1-1/4	23	30.15 (1.187)	34.93 (1.375)	27.36 (1.077)	32.89 (1.295)	25.65 (1.010)	77.47 (3.050)	64.01 (2.520)
STX150-470	1-1/2	43	34.29 (1.350)	41.28 (1.625)	31.50 (1.240)	39.24 (1.545)	26.16 (1.030)	95.50 (3.760)	83.31 (3.280)
STX150-550	1-1/2	43	38.10 (1.500)	41.28 (1.625)	35.31 (1.390)	39.24 (1.545)	26.16 (1.030)	95.50 (3.760)	83.31 (3.280)
STX150-471	1-1/2	43	40.64 (1.600)	47.63 (1.875)	37.85 (1.490)	45.59 (1.795)	26.16 (1.030)	95.50 (3.760)	83.31 (3.280)
STX200-472	2	72	43.18 (1.700)	49.91 (1.965)	40.39 (1.590)	47.88 (1.885)	26.92 (1.060)	102.87 (4.050)	92.46 (3.640)
STX200-473	2	72	48.26 (1.900)	55.55 (2.187)	45.47 (1.790)	53.52 (2.107)	26.92 (1.060)	102.87 (4.050)	92.46 (3.640)
STX200-474	2	72	53.34 (2.100)	60.33 (2.375)	50.55 (1.990)	57.91 (2.280)	26.92 (1.060)	105.41 (4.150)	102.87 (4.050)
STX250-475	2-1/2	147	58.42 (2.300)	65.15 (2.565)	55.63 (2.190)	63.12 (2.485)	40.13 (1.580)	109.47 (4.310)	115.32 (4.540)
STX250-476	2-1/2	147	63.50 (2.500)	69.85 (2.750)	60.71 (2.390)	67.46 (2.656)	40.13 (1.580)	109.47 (4.310)	115.32 (4.540)
STX300-478	3	286	65.53 (2.580)	72.14 (2.840)	61.98 (2.440)	69.85 (2.750)	41.66 (1.640)	143.26 (5.640)	125.22 (4.930)
STX300-479	3	286	70.87 (2.790)	77.72 (3.060)	67.06 (2.640)	75.44 (2.970)	41.66 (1.640)	147.32 (5.800)	133.35 (5.250)
STX350-480	3-1/2	366	76.20 (3.000)	83.06 (3.270)	72.90 (2.870)	81.03 (3.190)	42.93 (1.690)	160.53 (6.320)	147.07 (5.790)
STX350-481	3-1/2	366	81.53 (3.210)	88.39 (3.480)	77.27 (3.042)	86.11 (3.390)	42.93 (1.690)	160.53 (6.320)	147.07 (5.790)
STX400-482	4	614	86.87 (3.420)	93.73 (3.690)	83.06 (3.270)	91.19 (3.590)	44.20 (1.740)	168.40 (6.630)	157.23 (6.190)
STX400-483	4	614	91.69 (3.610)	98.30 (3.870)	87.38 (3.440)	95.76 (3.770)	44.20 (1.740)	168.40 (6.630)	157.23 (6.190)
STX400-484	4	614	96.77 (3.810)	102.36 (4.030)	91.44 (3.600)	99.82 (3.930)	44.20 (1.740)	180.09 (7.090)	175.26 (6.900)
STX400-485	4	614	100.71 (3.965)	106.30 (4.185)	95.38 (3.755)	103.25 (4.065)	44.20 (1.740)	180.09 (7.090)	175.26 (6.900)

To order steel version, add suffix "S". Ex: STX050-464S.

To order with PVC coating, add suffix "PVC". Ex: STX050-464SPVC. Contact your representative for availability. Dimensions may vary depending on material selection.

Note: Product must be installed in accordance with applicable national and local electrical codes.

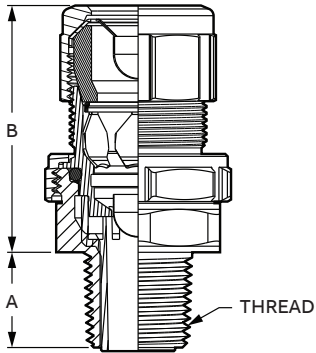
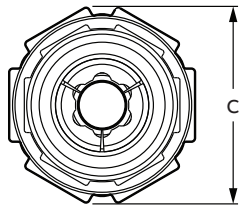


ABB Inc.
Electrification products
Memphis, Tennessee
USA

We reserve the right to make technical changes or modify the contents of this document without prior notice. With regard to purchase orders, the agreed particulars shall prevail. ABB Inc. does not accept any responsibility whatsoever for potential errors or possible lack of information in this document.


We reserve all rights in this document and in the subject matter and illustrations contained therein. Any reproduction, disclosure to third parties or utilization of its contents – in whole or in parts – is forbidden without prior written consent of ABB Inc. Copyright© 2017 ABB Inc. All rights reserved.



 TECHNICAL DATA SHEET

ABB cable glands – STX Star Teck® series

Hazardous locations



STX is the original STAR TECK® Explosion Proof fitting for Teck, MC and ACWU cable set the standard for ease of installation, quality engineering and safe, reliable terminations in challenging industrial environments.

Certifications / Standards:


IMPORTANT:

Must be installed with the SC4-KIT-1 sealing compound or the SC65 putty sealing compound. Sold separately. See sealing compounds information.

Features & Benefits:

- Excellent solution for hazardous location
- Excellent pullout strength
- Robust metallic construction
- Quick and easy installation without disassembly
- Provides grounding continuity of cable armor
- Splined gland and gripping features for ease of installation

Applications:

- Provides means for passing jacketed metal clad cables through a bulkhead or enclosure in industrial and hazardous areas
- Oil and gas Industry, chemical and industrial markets
- Construction and installation zones where metal clad cables are specified
- Suitable for cable types:
 - Jacketed Teck and ACWU
 - Armored control and instrument (ACIC Div2 locations)
 - Type MC: Jacketed corrugated metal clad (aluminum and steel)

Material:

- Copper free aluminium
- Zinc plated steel option
- PVC coating available for both materials option

Sealing compounds information:

- Use SC4-KIT-1 liquid compound for shielded cables and cables with 5 conductors or more (including ground).
- The SC65 is not recommended for use with shielded cables. Suitable for use on cables with a maximum of 4 conductors (including ground).
- Approximate Sealing Compound Volumes:
 - SC4-KIT-1 = 50cc / SC65 = 34cc

Environmental ratings:
Working Temperature:

- Normal use -40 to +90°C (-40 to +194°F)

Ingress protection:

- Type 4 / 4X

Conforms to:

- CSA 22.2-25/ -30/ -174/ -94
 - Class I Div1 ABCD Class II Div1 EFG Class III Div1
- UL2225
 - Class I Div1 ABCD Class II Div1 EFG Class III Div1
- UL514B and CSA C22.2-18.3
 - Wet and Dry Locations
- RoHS (Restriction of Hazardous Substances Directive) 2011/65/EU Incorporating 2015/863 amendment to Annex II

Product selection

Part no:	Thread (NPT)	Max. Vol. of sealing compound	Range over jacket		Range over armour		Nominal dimensions		
			Min	Max	Min	Max	A	B	C
STX050-462	1/2	5	13.34 (0.525)	16.51 (0.650)	10.54 (0.415)	14.48 (0.570)	20.07 (0.790)	63.50 (2.500)	41.40 (1.630)
STX050-464	1/2	5	15.24 (0.600)	19.30 (0.760)	12.45 (0.490)	17.27 (0.680)	20.07 (0.790)	63.50 (2.500)	41.40 (1.630)
STX075-465	3/4	8	18.42 (0.725)	22.48 (0.885)	15.62 (0.615)	20.45 (0.805)	20.07 (0.790)	66.55 (2.620)	46.23 (1.820)
STX075-466	3/4	8	20.96 (0.825)	25.02 (0.985)	18.16 (0.715)	22.99 (0.905)	20.07 (0.790)	66.55 (2.620)	46.23 (1.820)
STX100-467	1	16	22.35 (0.880)	27.05 (1.065)	19.56 (0.770)	25.02 (0.985)	25.02 (0.985)	71.88 (2.830)	61.98 (2.440)
STX100-468	1	16	26.04 (1.025)	30.61 (1.205)	23.24 (0.915)	28.58 (1.125)	25.02 (0.985)	71.88 (2.830)	61.98 (2.440)
STX125-469	1-1/4	23	30.15 (1.187)	34.93 (1.375)	27.36 (1.077)	32.89 (1.295)	25.65 (1.010)	77.47 (3.050)	64.01 (2.520)
STX150-470	1-1/2	43	34.29 (1.350)	41.28 (1.625)	31.50 (1.240)	39.24 (1.545)	26.16 (1.030)	95.50 (3.760)	83.31 (3.280)
STX150-550	1-1/2	43	38.10 (1.500)	41.28 (1.625)	35.31 (1.390)	39.24 (1.545)	26.16 (1.030)	95.50 (3.760)	83.31 (3.280)
STX150-471	1-1/2	43	40.64 (1.600)	47.63 (1.875)	37.85 (1.490)	45.59 (1.795)	26.16 (1.030)	95.50 (3.760)	83.31 (3.280)
STX200-472	2	72	43.18 (1.700)	49.91 (1.965)	40.39 (1.590)	47.88 (1.885)	26.92 (1.060)	102.87 (4.050)	92.46 (3.640)
STX200-473	2	72	48.26 (1.900)	55.55 (2.187)	45.47 (1.790)	53.52 (2.107)	26.92 (1.060)	102.87 (4.050)	92.46 (3.640)
STX200-474	2	72	53.34 (2.100)	60.33 (2.375)	50.55 (1.990)	57.91 (2.280)	26.92 (1.060)	105.41 (4.150)	102.87 (4.050)
STX250-475	2-1/2	147	58.42 (2.300)	65.15 (2.565)	55.63 (2.190)	63.12 (2.485)	40.13 (1.580)	109.47 (4.310)	115.32 (4.540)
STX250-476	2-1/2	147	63.50 (2.500)	69.85 (2.750)	60.71 (2.390)	67.46 (2.656)	40.13 (1.580)	109.47 (4.310)	115.32 (4.540)
STX300-478	3	286	65.53 (2.580)	72.14 (2.840)	61.98 (2.440)	69.85 (2.750)	41.66 (1.640)	143.26 (5.640)	125.22 (4.930)
STX300-479	3	286	70.87 (2.790)	77.72 (3.060)	67.06 (2.640)	75.44 (2.970)	41.66 (1.640)	147.32 (5.800)	133.35 (5.250)
STX350-480	3-1/2	366	76.20 (3.000)	83.06 (3.270)	72.90 (2.870)	81.03 (3.190)	42.93 (1.690)	160.53 (6.320)	147.07 (5.790)
STX350-481	3-1/2	366	81.53 (3.210)	88.39 (3.480)	77.27 (3.042)	86.11 (3.390)	42.93 (1.690)	160.53 (6.320)	147.07 (5.790)
STX400-482	4	614	86.87 (3.420)	93.73 (3.690)	83.06 (3.270)	91.19 (3.590)	44.20 (1.740)	168.40 (6.630)	157.23 (6.190)
STX400-483	4	614	91.69 (3.610)	98.30 (3.870)	87.38 (3.440)	95.76 (3.770)	44.20 (1.740)	168.40 (6.630)	157.23 (6.190)
STX400-484	4	614	96.77 (3.810)	102.36 (4.030)	91.44 (3.600)	99.82 (3.930)	44.20 (1.740)	180.09 (7.090)	175.26 (6.900)
STX400-485	4	614	100.71 (3.965)	106.30 (4.185)	95.38 (3.755)	103.25 (4.065)	44.20 (1.740)	180.09 (7.090)	175.26 (6.900)

To order steel version, add suffix "S". Ex: STX050-464S.

To order with PVC coating, add suffix "PVC". Ex: STX050-464SPVC. Contact your representative for availability. Dimensions may vary depending on material selection.

Note: Product must be installed in accordance with applicable national and local electrical codes.

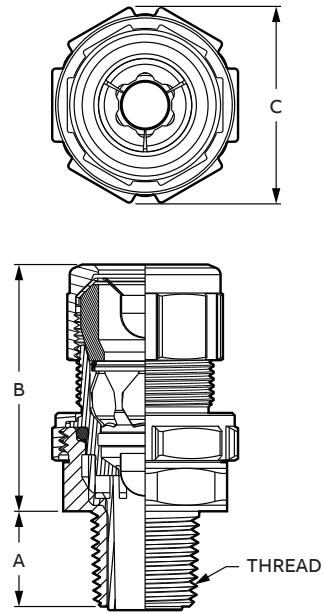


ABB Inc.
Electrification products
Memphis, Tennessee
USA

We reserve the right to make technical changes or modify the contents of this document without prior notice. With regard to purchase orders, the agreed particulars shall prevail. ABB Inc. does not accept any responsibility whatsoever for potential errors or possible lack of information in this document.

We reserve all rights in this document and in the subject matter and illustrations contained therein. Any reproduction, disclosure to third parties or utilization of its contents – in whole or in parts – is forbidden without prior written consent of ABB Inc. Copyright© 2017 ABB Inc. All rights reserved.

