



# 6" DELUXE UNIVERSAL TC HOUSING

INCANDESCENT LAMPS  
**TC2 SERIES**

Project: \_\_\_\_\_

Fixture Type: \_\_\_\_\_

Location: \_\_\_\_\_

Contact/Phone: \_\_\_\_\_

## PRODUCT DESCRIPTION

TC Housing design for use in non-insulated areas • If installed where insulation is present, the insulation must be pulled back 3" from all sides of the TC housing.

## PRODUCT SPECIFICATIONS

**Lamp** Lamp ratings based on trim selected – see pages 3-4.

**Socket** Medium base porcelain with nickel-plated copper screw shell  
• Drop socket with spring to accommodate certain trim installation.

**Trims** Trim selection shown on pages 3-4.

**Labels** UL listed for through-branch wiring, damp locations and IP • Product thermally protected against improper use of lamps or insulation • Union made • UL Listed/CSA certified • Trims 20, 21, 22, 239, 240, 241, 242, 243 and 9900 are wet location approved for covered ceiling applications • Trims 28, 29 are wet location approved for covered ceiling applications, **when used with outdoor rated lamps.**

**Testing** All reports are based on published industry procedures; field performance may differ from laboratory performance.  
Specifications subject to change without notice.

## INSTALLATION

**Real Nail® Bar Hangers** Telescoping, Patented (US Patent D552,969) Real Nail 3 and Real Nail 2 systems permits quick placement of housing anywhere within 24" O.C. joists or suspended ceilings • Bars scored in two locations for fast, clean breaking, allowing housing installation in tight applications • Bars captive to mounting frame • Edge-mounted for extra strength • Quick-Loc slot (location identified on the mounting frame) and oversized locking set screw lock fixture in position • May be installed either perpendicular or parallel to junction box.

**Real Nail 3 Bar Hanger** Integral T-bar notch and clip secures housing in suspended ceiling grid – no accessory clips required • 24" expansion stop allows quick placement of fixture in standard grid spacing • Captive bugle-headed ring shank nail for quick one-step installation and easy removal with claw hammer for fixture relocation • Bar hanger foot contoured to align to bottom of construction joist • Alternate mounting holes included.

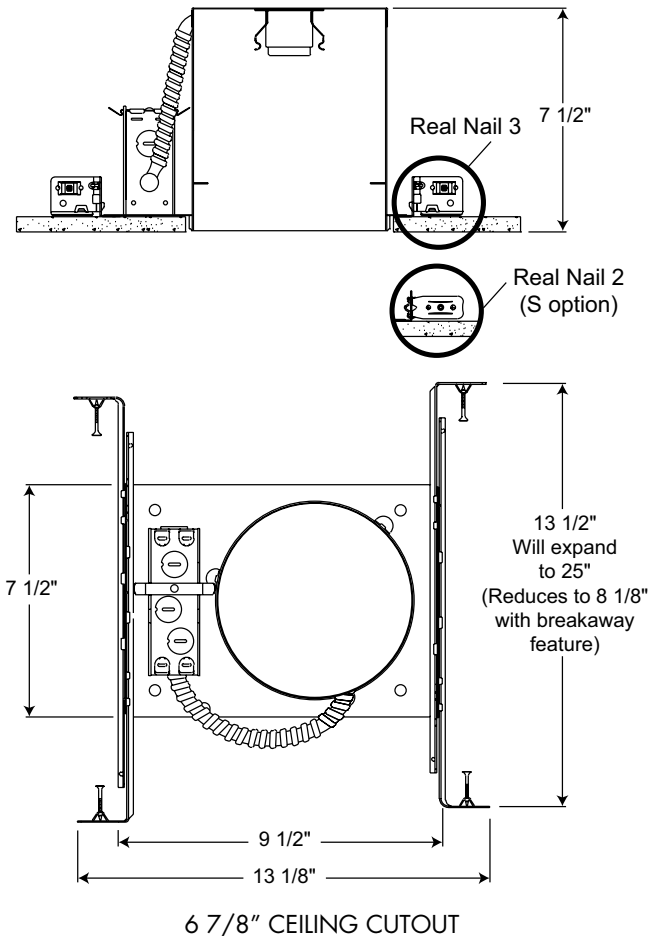
**Real Nail 2 Bar Hanger (5 options)** Small bar hanger foot designed to install directly on strapping construction material • Features Real Nail captive nail system for quick one-step installation • G2405 accessory clips required for suspended ceiling installation.

**Junction Box** Pre-wired junction box provided with (5) 1/2" and (1) 3/4" knockouts, (4) Non-metallic sheathed cable connectors and ground wire, U.L. listed/CSA certified for through-branch wiring, maximum 8 No. 12 AWG 90° C branch circuit conductors (4 in, 4 out) • Junction box provided with removable access plates • Knockouts equipped with pryout slots • **W options** are supplied with **push-in electrical connectors** for fast installation.

**Mounting Frame** 22-gauge die-formed galvanized steel mounting frame • Rough-in section (junction box, mounting frame, housing and bar hangers) fully assembled for ease of installation • Sight lines embossed on mounting frame to allow for easy viewing when aligning fixtures.

**Housing** TC housing, 22-gauge white painted steel • Housing is vertically adjustable to accommodate up to a 2" ceiling thickness.

## DIMENSIONS



### Accessories

Catalog Number	Description
G2405	T-Bar Clips (Set of 4), for S option only

To order, specify catalog number.

## PRODUCT CODES
















Catalog Number	Input Voltage	Lamp Rating
<b>TC2</b>	6" Incandescent New Construction Non-IC Housing	120V
<b>TC2 S</b>	6" Incandescent New Construction Non-IC Housing with smaller footprint bar hanger (Real Nail 2)	120V
<b>TC2 W</b>	6" Incandescent New Construction Non-IC Housing with push-in electrical connectors for fast, secure installation	120V

Housing and trim can be ordered together or separate, but will always ship separately.

# 6" DELUXE UNIVERSAL TC HOUSING

## INCANDESCENT LAMPS TC2 SERIES

### TRIMS/LAMPS

	Catalog Number	Description	Max. Lamp Rating
	 23 BWH	6" Downlight Pinhole with Baffle Trim - Black Baffle, White Trim Ring	50W PAR20/R20
**	 24 BWH 24 BSC 24 BABZ 24 BBL 24 WWH	6" Downlight Tapered Baffle Trim - Black Baffle, White Trim Ring 6" Downlight Tapered Baffle Trim - Black Baffle, Satin Chrome Trim Ring 6" Downlight Tapered Baffle Trim - Black Baffle, Classic Aged Bronze Trim Ring 6" Downlight Tapered Baffle Trim - Black Baffle, Black Trim Ring 6" Downlight Tapered Baffle Trim - White Baffle, White Trim Ring	75W PAR30L, 65W BR30
**	 25 BWH 25 BSC 25 BABZ 25 BBL 25 WWH	6" Downlight Straight Baffle Trim - Black Baffle, White Trim Ring 6" Downlight Straight Baffle Trim - Black Baffle, Satin Chrome Trim Ring 6" Downlight Straight Baffle Trim - Black Baffle, Classic Aged Bronze Trim Ring 6" Downlight Straight Baffle Trim - Black Baffle, Black Trim Ring 6" Downlight Straight Baffle Trim - White Baffle, White Trim Ring	85W BR40, 90W PAR38
**	 26 CWH 26 GWH 26 BWH 26 PTSC 26 WWH 26 HZWH 26 WHZWH	6" Downlight Straight Cone Trim - Clear Alzak®, White Trim Ring 6" Downlight Straight Cone Trim - Gold, White Trim Ring 6" Downlight Straight Cone Trim - Black, White Trim Ring 6" Downlight Straight Cone Trim - Pewter, Satin Chrome Trim Ring 6" Downlight Straight Cone Trim - White, White Trim Ring 6" Downlight Straight Cone Trim - Haze, White Trim Ring 6" Downlight Straight Cone Trim - Wheat Haze, White Trim Ring	90W PAR38, 85W BR40
**	 27 CWH 27 GWH 27 BWH 27 PTSC 27 WWH 27 HZWH 27 WHZWH 27 WHZABZ	6" Downlight Tapered Cone Trim - Clear Alzak® Cone, White Trim Ring 6" Downlight Tapered Cone Trim - Gold Cone, White Trim Ring 6" Downlight Tapered Cone Trim - Black Cone, White Trim Ring 6" Downlight Tapered Cone Trim - Pewter Cone, Satin Chrome Trim Ring 6" Downlight Tapered Cone Trim - White Cone, White Trim Ring 6" Downlight Tapered Cone Trim - Haze Cone, White Trim Ring 6" Downlight Tapered Cone Trim - Wheat Haze Cone, White Trim Ring 6" Downlight Tapered Cone Trim - Wheat Haze Cone, Classic Aged Bronze Trim Ring	75W PAR30L, 65W BR30
	 28 BWH ◆◆ 28 WWH ◆◆	6" Downlight Ultra Trim Baffle Fully Enclosed Trim - Black Baffle, White Trim Ring 6" Downlight Ultra Trim Baffle Fully Enclosed Trim - White Baffle, White Trim Ring	75W A19, 100W PAR38, 75W PAR30/30L, 85W BR30, 120W BR40
	 29 CWH ◆◆ 29 WWH ◆◆	6" Downlight Ultra Trim Cone Fully Enclosed Trim - Clear Cone, White Trim Ring 6" Downlight Ultra Trim Cone Fully Enclosed Trim - White Cone, White Trim Ring	100W A19, 100W PAR38, 75W PAR30/30L, 85W BR30, 120W BR40
	 230 CBWH 230 CWWH	6" Downlight Economy A-Lamp Reflector with Baffle Trim - Clear with Black, Black Trim Ring 6" Downlight Economy A-Lamp Reflector with Baffle Trim - Clear with White, White Trim Ring	100W A19
	 232 CWH 232 GWH 232 WWH 232 HZWH 232 WHZWH	6" Downlight A-Lamp Reflector Trim - Clear Alzak®, White Trim Ring 6" Downlight A-Lamp Reflector Trim - Gold Alzak®, White Trim Ring 6" Downlight A-Lamp Reflector Trim - White, White Trim Ring 6" Downlight A-Lamp Reflector Trim - Haze, White Trim Ring 6" Downlight A-Lamp Reflector Trim - Wheat Haze, White Trim Ring	100W A19, 150W A21 100W A19, 150W A21 75W A19 100W A19, 150W A21 100W A19, 150W A21
	 233 CWH	6" Downlight A-Lamp Reflector with Black Baffle Trim - Clear Alzak®, White Trim Ring	75W A19
**	 244S BWH 244S WWH	6" Downlight Shallow Baffle Trim - Black Baffle, White Trim Ring 6" Downlight Shallow Baffle Trim - White Baffle, White Trim Ring	75W PAR30/30L, 65W BR30
**	 247S CWH 247S GWH 247S BWH 247S HZWH 247S WHZWH	6" Downlight Shallow Cone Trim - Clear Alzak® Cone, White Trim Ring 6" Downlight Shallow Cone Trim - Gold Alzak® Cone, White Trim Ring 6" Downlight Shallow Cone Trim - Black Alzak® Cone, White Trim Ring 6" Downlight Shallow Cone Trim - Haze Cone, White Trim Ring 6" Downlight Shallow Cone Trim - Wheat Haze Cone, White Trim Ring	75W PAR30/30L, 65W BR30
	 250 WH 250 SC 250 ABZ	6" Downlight Open Frame Trim - White 6" Downlight Open Frame Trim - Satin Chrome 6" Downlight Open Frame Trim - Classic Aged Bronze	65W BR30
	 251 WH	6" Downlight Open Frame Trim - White	120W BR40, 250W R40 Heat Lamp
**	 254 BWH 254 WWH	6" Downlight Deep Baffle Trim - Black Baffle, White Trim Ring 6" Downlight Deep Baffle Trim - White Baffle, White Trim Ring	75W PAR30, 100W PAR38

Trim Size: 7<sup>5</sup>/<sub>8</sub>" O.D. (except Cat. Nos. 228, 229, 241, 9024 - 8" O.D., Cat. No. 9702 - 7<sup>3</sup>/<sub>4</sub>" O.D.).

\* Use dimmers specifically designed for low voltage magnetic transformers.

Alzak is a registered trademark of Alcoa Corp.  
Note: In Canada when insulation is present, Type IC fixtures must be used.

◆ UL Listed for use in wet location.




















◆◆ UL Listed for use in wet location with outdoor rated lamp.

\*\* NOTE: TR6 Trim Ring compatible with 24, 25, 26, 27, 244S, 247S, 254, 257, 264, 267, 9900 trims.



# 6" DELUXE UNIVERSAL TC HOUSING

## INCANDESCENT LAMPS TC2 SERIES

### TRIMS/LAMPS (cont.)

	Catalog Number	Description	Max. Lamp Rating
**	 257 CWH	6" Downlight Deep Cone Trim - Clear Alzak® Cone, White Trim Ring	75W PAR30, 100W PAR38
	257 BWH	6" Downlight Deep Cone Trim - Black Alzak® Cone, White Trim Ring	
	257 GWH	6" Downlight Deep Cone Trim - Gold Alzak® Cone, White Trim Ring	
	257 HZWH	6" Downlight Deep Cone Trim - Haze Cone, White Trim Ring	
	257 WHZWH	6" Downlight Deep Cone Trim - Wheat Haze Cone, White Trim Ring	
	 224 BWH	6" Adjustable Gimbal Ring in Baffle Trim - Black Baffle, White Trim Ring	75W PAR38/3 Side Prong
	224 WWH	6" Adjustable Gimbal Ring in Baffle Trim - White Baffle, White Trim Ring Can also be used w/med. screw base lamps	
	 226 BWH	6" Adjustable Cylinder Spotlight in Baffle Trim - Black Baffle, White Trim Ring	60W PAR16
	226 WWH	6" Adjustable Cylinder Spotlight in Baffle Trim - White Baffle, White Trim Ring	
	 228 WH	6" Adjustable Regressed Eyeball Trim - White	50W PAR20/R20
	229 WH	6" Adjustable Regressed Eyeball Trim - White	75W PAR30L, 65W BR30
	229 SC	6" Adjustable Regressed Eyeball Trim - Satin Chrome	
	229 ABZ	6" Adjustable Regressed Eyeball Trim - Classic Aged Bronze	
	229 BL	6" Adjustable Regressed Eyeball Trim - Black	
	 248 WWH	6" Adjustable Regressed Eyeball in Baffle Trim - White Baffle, White Trim Ring	50W PAR20/R20
	249 BWH	6" Adjustable Regressed Eyeball in Baffle Trim - Black Baffle, White Trim Ring	75W PAR30L, 65W BR30
	249 WWH	6" Adjustable Regressed Eyeball in Baffle Trim - White Baffle, White Trim Ring	
**	 264 BWH	6" Adjustable Tapered Baffle Trim - Black Baffle, White Trim Ring	75W PAR30
	264 WWH	6" Adjustable Tapered Baffle Trim - White Baffle, White Trim Ring	
**	 267 CWH	6" Adjustable Tapered Cone Trim - Clear Alzak® Cone, White Trim Ring	75W PAR30
	267 GWH	6" Adjustable Tapered Cone Trim - Gold Alzak® Cone, White Trim Ring	
	267 BWH	6" Adjustable Tapered Cone Trim - Black Alzak® Cone, White Trim Ring	
	267 HZWH	6" Adjustable Tapered Cone Trim - Haze Cone, White Trim Ring	
	267 WHZWH	6" Adjustable Tapered Cone Trim - Wheat Haze Cone, White Trim Ring	
	 20 WH ◆	6" Lensed Albalite Trim - White	40W A19
	20 PW ◆	6" Lensed Albalite Trim - Plastic White	
	240 WH ◆	6" Lensed Albalite with Reflector Trim - White	60W A19
	240 PW ◆	6" Lensed Albalite with Reflector Trim - Plastic White	
	 21 WH ◆	6" Lensed Drop Opal Trim - White	40W A19
	21 PW ◆	6" Lensed Drop Opal Trim - Plastic White	
	241 WH ◆	6" Lensed Drop Opal with Reflector Trim - White	60W A19
	241 PW ◆	6" Lensed Drop Opal with Reflector Trim - Plastic White	
	 242 WH ◆	6" Lensed Frosted Lens with Clear Center Trim - White	75W PAR38, 60W PAR38IR
	242 SC ◆	6" Lensed Frosted Lens with Clear Center Trim - Satin Chrome	
	242 ABZ ◆	6" Lensed Frosted Lens with Clear Center Trim - Classic Aged Bronze	
	 22 WH ◆	6" Lensed Fresnel Trim - White	40W A19
	 239 WH ◆	6" Lensed Frosted Lens Trim - White	40W A19
	 261 BWH	6" Wall Wash Scoop Trim -	40W A19
	261 WWH	6" Wall Wash Scoop Trim -	
	 243 WH ◆	6" Decorative Swirled Etched Opal Glass Trim - White	60W A19
	 9324 SC	6" Decorative Luminous Disc Frosted Trim - Satin Chrome	65W BR30
	 9702	6" Decorative Luminous Collar Frosted Trim - Luminous Collar (Frosted)	75W BR30
	 9024 WWH	6" Decorative Octagonal Trim - White, White Trim Ring	65W BR30
	 9524 SC	6" Decorative Metal Band Trim - Satin Chrome	65W BR30
**	 9900 WH ◆	6" Decorative Fluted Drop Opal Trim - White	60W A19

### LOW VOLTAGE TRIMS WITH TRANSFORMER \*

	Catalog Number	Description	Max. Lamp Rating
	424 BWH	6" Adjustable Pinhole with Baffle Trim - Black Baffle, White Trim Ring	35W MR16
	427 WWH	6" Adjustable Cylinder Spotlight in Baffle Trim - White Baffle, White Trim Ring	50W MR16

Trim Size: 7<sup>5</sup>/<sub>8</sub>" O.D. (except Cat. Nos. 228, 229, 241, 9024 - 8" O.D., Cat. No. 9702 - 7<sup>3</sup>/<sub>4</sub>" O.D.).

\* Use dimmers specifically designed for low voltage magnetic transformers.

Alzak is a registered trademark of Alcoa Corp.  
Note: In Canada when insulation is present, Type IC fixtures must be used.

◆ UL Listed for use in wet location.

◆◆ UL Listed for use in wet location with outdoor rated lamp.

\*\* NOTE: TR6 Trim Ring compatible with 24, 25, 26, 27, 244S, 247S, 254, 257, 264, 267, 9900 trims.