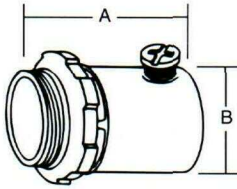


# Steel City®

## Thinwall Conduit Fittings (EMT)



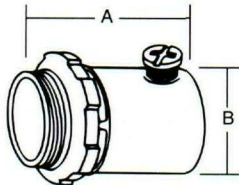
- Concrete Tight
- Zinc Plated

### Set Screw Connectors - Steel, Noninsulated



Cat. No.	Conduit Size	A	B	Std. Ctn.
TC-121-SC	1/2"	1 W	W	500
TC-122-SC	3/4"	1 W	1 3/16"	250
TC-123-SC	1"	1 1/8"	1 1/64"	100
TC-124-SC	1 1/4"	2 7/8"	1 19/32"	25
TC-125-SC	1 1/2"	2 1/2"	1 7/8"	25
TC-126-SC	2"	2 7/8"	2 11/32"	25
TC-127-SC	2 1/2"	3 5/8"	3 5/32"	10
TC-128-SC	3"	3 11/64"	3 9/16"	5
TC-129-SC	3 1/2"	3 29/32"	4 5/32"	5
TC-1210-SC	4"	3 7/8"	4 25/32"	5

U.L. File No. E-16592



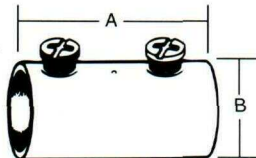
- Concrete Tight
- Zinc Plated

### Set Screw Connectors-Steel, Insulated



Cat. No.	Conduit Size	A	B	Std. Ctn.
TC-721	W	1 11/32"	W	500
TC-722	3/4"	1 1/8"	1 3/16"	250
TC-723	1"	1 1/8"	1 W	100
TC-724	1 1/4"	2 7/8"	1 19/32"	25
TC-725	1 1/2"	2 1/2"	1 5/8"	25
TC-726	2"	2 5/8"	2 W	25
TC-727	2 1/2"	3 1/8"	3 5/32"	10
TC-728	3"	3 11/64"	3 25/32"	5
TC-729	3 1/2"	3 29/32"	4 1/2"	5
TC-721 0	4"	3 15/32"	4 25/32"	5

U.L. File No. E-16592



- Concrete Tight, when taped
- Zinc Plated

### Set Screw Couplings-Steel

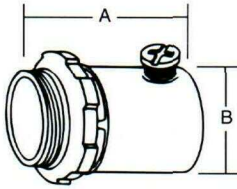


Cat. No.	Conduit Size	A	B	Std. Ctn.
TK-121	W	1 3/16"	1 1/8"	500
TK-122	3/4"	1 1/32"	1 1/8"	250
TK-123	1"	1 1/8"	1 1/8"	100
TK-124	1 1/4"	1 21/32"	2 13/16"	25
TK-125	1 1/2"	1 7/8"	3 Me"	25
TK-126	2"	2 11/32"	3 7/8"	25
TK-127	2 W	4 9/32"	3 5/32"	10
TK-128	3"	4 1/2"	3 29/32"	5
TK-129	3 1/2"	4 9/16"	4 9/32"	5
TK-1210	4"	4 25/32"	4 25/32"	5

U.L. File No. E-16592

# Steel City®

## Thinwall Conduit Fittings (EMT)



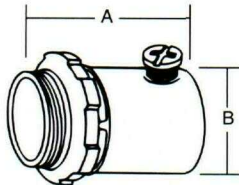
- Concrete Tight
- Zinc Plated

### Set Screw Connectors - Steel, Noninsulated



Cat. No.	Conduit Size	A	B	Std. Ctn.
TC-121-SC	1/2"	1 W	W	500
TC-122-SC	3/4"	1 W	1 3/16"	250
TC-123-SC	1"	1 1/8"	1 1/64"	100
TC-124-SC	1 1/4"	2 7/8"	1 19/32"	25
TC-125-SC	1 1/2"	2 1/2"	1 7/8"	25
TC-126-SC	2"	2 7/8"	2 11/32"	25
TC-127-SC	2 1/2"	3 5/8"	3 5/32"	10
TC-128-SC	3"	3 11/64"	3 9/16"	5
TC-129-SC	3 1/2"	3 29/32"	4 5/32"	5
TC-1210-SC	4"	3 3/4"	4 25/32"	5

U.L. File No. E-16592



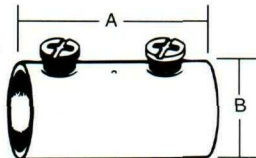
- Concrete Tight
- Zinc Plated

### Set Screw Connectors-Steel, Insulated



Cat. No.	Conduit Size	A	B	Std. Ctn.
TC-721	W	1 11/32"	W	500
TC-722	3/4"	1 1/8"	1 3/16"	250
TC-723	1"	1 1/8"	1 W	100
TC-724	1 1/4"	2 7/8"	1 19/32"	25
TC-725	1 1/2"	2 1/2"	1 5/8"	25
TC-726	2"	2 5/8"	2 W	25
TC-727	2 1/2"	3 1/8"	3 5/32"	10
TC-728	3"	3 11/64"	3 25/32"	5
TC-729	3 1/2"	3 29/32"	4 1/2"	5
TC-721 0	4"	3 15/32"	4 25/32"	5

U.L. File No. E-16592



- Concrete Tight, when taped
- Zinc Plated

### Set Screw Couplings-Steel



Cat. No.	Conduit Size	A	B	Std. Ctn.
TK-121	W	1 3/16"	1 1/8"	500
TK-122	3/4"	1 1/32"	1 1/8"	250
TK-123	1"	1 1/8"	1 1/8"	100
TK-124	1 1/4"	1 21/32"	2 13/16"	25
TK-125	1 1/2"	1 7/8"	3 Me"	25
TK-126	2"	2 11/32"	3 7/8"	25
TK-127	2 W	4 9/32"	3 5/32"	10
TK-128	3"	4 1/2"	3 29/32"	5
TK-129	3 1/2"	4 9/16"	4 9/32"	5
TK-1210	4"	4 25/32"	4 25/32"	5

U.L. File No. E-16592