


CONNECTORS

Mechanical Connectors

Copper & Bronze Terminal Lugs TL Series




SPECIFICATIONS

- UL Listed E155274.
- UL486A Listed for Wire Connector. 9CU.
- Voltage: 600V max.

FEATURES

- Made from high conductivity copper alloy.
- Range taking.
- Re-usable.
- For use with Copper wire only.
- * Some figures are made from high strength cast bronze.




CAT. NO.	FIG. NO.	MTG. BOLT SIZE	WIRE RANGE	MTG. HOLE DIA.	MAX TORQUE VALUE (IN./LBS.)	HEX WRENCH SIZE	LENGTH (L)	WIDTH (W)	HEIGHT (H)	TANG LENGTH (A)	TANG LENGTH (B)	TANG THICKNESS (C)	STD. CTN. QTY.
TL8	1	3/16	8 STR-14 SOL	0.200	60	Slotted	0.815	0.390	0.400	0.150	0.467	0.080	100
TL4	1	1/4	4 STR - 14 SOL	0.278	90	Slotted	1.125	0.537	0.553	0.248	0.617	0.096	100
TL1/0	1A	5/16	1/0 STR - 4 SOL	0.315	150	1/4	1.584	0.723	0.792	0.370	0.866	0.090	50
TL1/0-L2*	2	5/16	1/0 STR - 4 SOL	0.360	150	1/4	2.670	0.775	0.895	0.388	1.908	0.183	40
TL250	1A	3/8	250 MCM - 6 STR	0.380	250	1/4	1.950	0.927	1.049	0.416	1.088	0.119	25
TL250-L2*	2	3/8	250 MCM - 1/0 STR	0.403	250	1/4	2.996	1.103	1.025	0.424	1.890	0.246	15
TL250-2L2*	3	1/2	300 MCM - 4/0 STR	0.560	250	1/4	4.473	1.994	1.102	0.713	3.375	0.283	10
TL250-3L2*	5	1/2	300 MCM - 4/0 STR	0.560	250	5/8	4.472	3.058	1.838	0.600	3.255	0.362	4
TL250-4L2*	7	1/2	300 MCM - 4/0 STR	0.560	250	5/8	4.440	4.089	1.783	0.650	3.175	0.394	3
TL500	1B	1/2	500 MCM - 4/0 STR	0.525	300	3/8	2.986	1.375	1.456	0.750	1.640	0.303	10
TL500-L2*	2	1/2	500 - 300 MCM	0.562	300	3/4	4.500	1.375	2.154	0.625	3.000	0.344	6
TL500-2L2*	3	1/2	500 - 300 MCM	0.562	300	3/4	4.500	2.500	2.055	0.625	3.000	0.375	6
TL500-2L4*	4	1/2	500 - 300 MCM	0.562	300	3/4	4.500	3.000	2.055	0.625	3.000	0.375	4
TL500-3L2*	5	1/2	500 - 300 MCM	0.562	300	3/4	4.500	2.500	2.150	0.625	3.000	0.375	3
TL500-3L4*	6	1/2	500 - 300 MCM	0.562	300	3/4	4.500	3.625	2.150	0.625	3.000	0.375	3
TL500-4L2*	7	1/2	500 - 300 MCM	0.562	300	3/4	4.500	4.187	2.150	0.625	3.000	0.375	2
TL500-4L4*	8	1/2	500 - 300 MCM	0.562	300	3/4	4.500	4.187	2.150	0.625	3.000	0.375	2
TL1000	1B	1/2	1000 - 500 MCM	0.557	400	3/8	3.992	1.985	1.945	0.742	2.245	0.356	4
TL1000-L2*	2	1/2	1000 - 750 MCM	0.562	400	7/8	4.875	1.875	2.887	0.625	3.000	0.500	4
TL1000-2L4*	4	1/2	1000 - 750 MCM	0.570	400	7/8	5.045	3.630	2.900	0.620	3.270	0.517	2
TL1000-3L4*	6	1/2	1000 - 750 MCM	0.570	400	7/8	6.045	3.630	2.900	0.620	3.270	0.517	2

CONNECTORS

Mechanical Connectors

Copper & Bronze Terminal Lugs TL Series




SPECIFICATIONS

- UL Listed E155274.
- UL486A Listed for Wire Connector. 9CU.
- Voltage: 600V max.

FEATURES

- Made from high conductivity copper alloy.
- Range taking.
- Re-usable.
- For use with Copper wire only.
- * Some figures are made from high strength cast bronze.



CAT. NO.	FIG. NO.	MTG. BOLT SIZE	WIRE RANGE	MTG. HOLE DIA.	MAX TORQUE VALUE (IN./LBS.)	HEX WRENCH SIZE	LENGTH (L)	WIDTH (W)	HEIGHT (H)	TANG LENGTH (A)	TANG LENGTH (B)	TANG THICKNESS (C)	STD. CTN. QTY.
TL8	1	3/16	8 STR-14 SOL	0.200	60	Slotted	0.815	0.390	0.400	0.150	0.467	0.080	100
TL4	1	1/4	4 STR - 14 SOL	0.278	90	Slotted	1.125	0.537	0.553	0.248	0.617	0.096	100
TL1/0	1A	5/16	1/0 STR - 4 SOL	0.315	150	1/4	1.584	0.723	0.792	0.370	0.866	0.090	50
TL1/0-L2*	2	5/16	1/0 STR - 4 SOL	0.360	150	1/4	2.670	0.775	0.895	0.388	1.908	0.183	40
TL250	1A	3/8	250 MCM - 6 STR	0.380	250	1/4	1.950	0.927	1.049	0.416	1.088	0.119	25
TL250-L2*	2	3/8	250 MCM - 1/0 STR	0.403	250	1/4	2.996	1.103	1.025	0.424	1.890	0.246	15
TL250-2L2*	3	1/2	300 MCM - 4/0 STR	0.560	250	1/4	4.473	1.994	1.102	0.713	3.375	0.283	10
TL250-3L2*	5	1/2	300 MCM - 4/0 STR	0.560	250	5/8	4.472	3.058	1.838	0.600	3.255	0.362	4
TL250-4L2*	7	1/2	300 MCM - 4/0 STR	0.560	250	5/8	4.440	4.089	1.783	0.650	3.175	0.394	3
TL500	1B	1/2	500 MCM - 4/0 STR	0.525	300	3/8	2.986	1.375	1.456	0.750	1.640	0.303	10
TL500-L2*	2	1/2	500 - 300 MCM	0.562	300	3/4	4.500	1.375	2.154	0.625	3.000	0.344	6
TL500-2L2*	3	1/2	500 - 300 MCM	0.562	300	3/4	4.500	2.500	2.055	0.625	3.000	0.375	6
TL500-2L4*	4	1/2	500 - 300 MCM	0.562	300	3/4	4.500	3.000	2.055	0.625	3.000	0.375	4
TL500-3L2*	5	1/2	500 - 300 MCM	0.562	300	3/4	4.500	2.500	2.150	0.625	3.000	0.375	3
TL500-3L4*	6	1/2	500 - 300 MCM	0.562	300	3/4	4.500	3.625	2.150	0.625	3.000	0.375	3
TL500-4L2*	7	1/2	500 - 300 MCM	0.562	300	3/4	4.500	4.187	2.150	0.625	3.000	0.375	2
TL500-4L4*	8	1/2	500 - 300 MCM	0.562	300	3/4	4.500	4.187	2.150	0.625	3.000	0.375	2
TL1000	1B	1/2	1000 - 500 MCM	0.557	400	3/8	3.992	1.985	1.945	0.742	2.245	0.356	4
TL1000-L2*	2	1/2	1000 - 750 MCM	0.562	400	7/8	4.875	1.875	2.887	0.625	3.000	0.500	4
TL1000-2L4*	4	1/2	1000 - 750 MCM	0.570	400	7/8	5.045	3.630	2.900	0.620	3.270	0.517	2
TL1000-3L4*	6	1/2	1000 - 750 MCM	0.570	400	7/8	6.045	3.630	2.900	0.620	3.270	0.517	2